

Course Information		OUC													
Course: PS 431 002		160601													
Courses evaluated: PS 431 002															
Title: The United Nations Undergraduate Course															
Responses= 17 Enrolled= 20 Resp. Rate= 85.0%															
#	Question	Mean	5	4	3	2	1	NA	BL	StDev	SEM	Nq	Dept N	Dept Mean	Dept StDev
1	The instructor stated course objectives/outcomes	4.6	12	4	1	0	0	0	0	0.6	0.15	17	702	4.4	0.9
2	The instructor was receptive to students outside the classroom	4.8	13	4	0	0	0	0	0	0.4	0.11	17	695	4.3	0.9
3	The instructor explained material well.	4.5	10	6	1	0	0	0	0	0.6	0.15	17	695	4.3	1.0
4	The instructor was enthusiastic about teaching the course	4.8	14	2	1	0	0	0	0	0.6	0.14	17	700	4.5	0.8
5	The instructor was prepared for class	4.6	12	3	2	0	0	0	0	0.7	0.17	17	700	4.5	0.8
6	The instructor gave useful feedback.	4.5	11	4	2	0	0	0	0	0.7	0.17	17	695	4.2	1.1
7	The instructor consistently treated students with respect	4.8	13	4	0	0	0	0	0	0.4	0.11	17	698	4.5	0.9
8	Overall, the instructor was an effective teacher	4.6	11	6	0	0	0	0	0	0.5	0.12	17	697	4.3	1.0
9	The course readings were valuable aids to learning	4.5	11	5	0	1	0	0	0	0.8	0.19	17	691	4.3	1.0
10	The course assignments were valuable aids to learning	4.5	10	6	1	0	0	0	0	0.6	0.15	17	692	4.3	0.9
11	This course improved my knowledge of the subject	4.7	12	5	0	0	0	0	0	0.5	0.11	17	697	4.5	0.8
12	Overall, this course was excellent	4.5	9	7	1	0	0	0	0	0.6	0.15	17	695	4.2	1.1

Note: Results based on low response rates may not reflect the true class mean. Dept mean is for all undergraduate, or all graduate courses, offered by dept and is weighted by class size.

Question	Response
Comment on strengths and weaknesses of the instructor	Dr. Voss has been a great teacher. He is receptive to our ideas and really makes learning the material interesting. He is creative and out of the box. My one critique is that he doesn't always take into account everyone's situations before doing things. For example, he showed violent movies and clips during class- trying to bring awareness to relevant UN issues- but did not take into account that some students have experienced those harsh realities firsthand and may have PTSD. Those movies have been very terrible triggers for me.He should give us the option to not come to class that day if he wants to show such graphic things.
Comment on strengths and weaknesses of the course	The course was great- especially the pie analogies and the IR theory games- but the discussion thing did not really work out. Maybe skip that for next semester. I also think the group project is redundant since we have so much work to do already for this class. My 500 level Political Science Course was a lot less work than this course was.
-----	-----
Comment on strengths and weaknesses of the instructor	I really wanted to sit down and write an evaluation for Professor Voss because he did such a great job teaching this semester. I have been an political science student for four years at state and he was explaining topics so well that I felt like I had my eyes opened for the first time. He is a very personable professor and is enthused very class. He was even enthusiastic for a night class after he had gotten off a plane that morning at 0300. I have the utmost respect for Joel and he is one of the best professors I have ever had.
-----	-----
Comment on strengths and weaknesses of the instructor	Dr. Voss is a very enthusiastic and engaging professor, and I generally enjoyed his teaching. I felt that he could have benefited from more organization and planning in the class, as discussions and activities often seemed to go off track or lacked clarity in the instructions. I also thought that some activities or discussions lacked context or prior preparation/teaching of the topic in question, which prevented them from being truly effective. It's obvious that Dr. Voss is knowledgeable and enthusiastic about his topic, and I think that with a little work on his organizational skills he'll become a really great professor.
Comment on strengths and weaknesses of the course	As I said above, the course sometimes suffered from a lack of organization or planning. I think a more structured model, perhaps starting with lecture and then discussion, would have provided greater context for the topics and led to a better class discussions. Generally, the assignments were fine. However, they were not always explained very clearly, and it was a bit nerve wracking having a giant midterm essay being the very first graded assignment. Rather than two large projects (midterm and group project), I think it would be more productive to have one large project and maybe two smaller projects (e.g. short reflection essays, etc).
Other comments	Semi-circles are great for discussions, but there were way too many people and desks in the room. Arranging the classroom that way made things really cramped and uncomfortable...not really conducive to learning.
-----	-----

Comment on strengths and weaknesses of the instructor	Excellent professor and really enjoyed his class. I learned a lot of things about the UN that I didn't know before.
Comment on strengths and weaknesses of the course	As for the course readings, the oxford handbook on the UN, news articles, and internet sources would be the most valuable to this course.
-----	-----
Comment on strengths and weaknesses of the instructor	Dr. Voss is very knowledgeable and enthusiastic about the UN. There are certain aspects of his teaching style that reveal that he is a relatively new professor, but I think he will only improve over time. I think he especially needs to work on more innovative ways to stimulate class discussion, and make sure that all assignments have clear guidelines from the beginning. Also, if he sets higher expectations for students, I think they will reach to meet them.
Comment on strengths and weaknesses of the course	It was a weird semester because so many classes were cancelled because of snow, which made for a really weird start. To me, I just felt like the course never got any rhythm going. I'm hopeful that if it were taught during a normal semester it would have been better. Also, I think less reliance on the book and more on interesting and maybe even controversial articles would have stimulated discussion more.
-----	-----
Comment on strengths and weaknesses of the instructor	Joel did well at structuring this course towards the intended higher level audience by provoking open discussions on issues. Some of his teaching methods are more abstract and I found them to be uninteresting such as playing games to see if the class could find consensus on an issue. We spent a few course hours playing these phycological games over the semester and I wish I could have excused myself to spend the time working on something else.
Comment on strengths and weaknesses of the course	Both of the course readings were solid and complemented each other well. The Oxford Handbook was incredibly dry and difficult to read but has come in handy to use for research on papers in this class as well as in others, it is a treasure to own. By contrast, The UN and Changing World Politics is written in a more novel like fashion and helped me understand the UN organization better without having my eyes glaze over. The two midterm papers were excellently devised and difficult but ultimately I felt like they were helpful in improving my knowledge of the course material. The group paper was interesting but I'm unsure what the goal of the group exercise is, if the idea is to submit a long paper then that was accomplished but I don't think the paper is very good. :-/ The final paper on the other hand I think is far too difficult. By the time I submit the final I will have been writing it for nearly a month and still I feel like it is a struggle to tack on a 20 page paper on top of my other classes. Very few things cause me as much stress as the final paper has. I hope that it will be graded based on the fact that it was submitted at all.
-----	-----

Comment on strengths and weaknesses of the instructor	Professor Voss is an excellent teacher. He explains the material very well and is very passionate about some of the things he talks about. I learned a lot about the UN's role in the world.
Comment on strengths and weaknesses of the course	The course is very interesting. However, I feel that there should be one book instead of two, since the other one didn't seem to be too much of a help in understanding the course.
-----	-----
Comment on strengths and weaknesses of the instructor	You might talk about pie, but you talk about the UN more. It was very refreshing to have a young teacher who was up to date with technology and was constantly contactable. Your speedy response and willingness to work with our busy schedules put my mind at ease. Your response to the feedback we give is also good- I actually felt like you listened and were willing to make alterations and work with our other classes and requirements to promote success in our work!
Comment on strengths and weaknesses of the course	You mentioned switching text books- I realllllly enjoyed the Oxford text. As someone who came in not knowing a thing about the UN, the book really breaks down some major topics nicely. Despite the constant crazy weather we encountered, we were still able to cover so much! The size of the class needs to stay the same or maybe a tad bit smaller to promote some more in class conversation.
-----	-----
Comment on strengths and weaknesses of the course	20 page paper was a bit much
-----	-----
Comment on strengths and weaknesses of the instructor	Strengths: very in depth, knowledgable, provided good examples through movies/clips/news/graphs etc Weaknesses: none. We missed a lot of class due to snow.
Comment on strengths and weaknesses of the course	Strengths most evrything Weaknesses:need !ore case studies to apply what we've read.
Other comments	So glad i took this class!
-----	-----

Comment on strengths and weaknesses of the instructor	The instructor was inspiring! It is nice to have young, enthusiastic professors who are passionate about what they are teaching. Dr. Voss is an exceptional teacher. He was very well-prepared for each class, made himself accessible to students, and made a noticeable impression on the entire class.
Comment on strengths and weaknesses of the course	The quality of courses are determined by the quality of the professor. In this case, both were exceptional.
Other comments	Group projects are awful. I do not know how college group projects can ever be successful.
-----	-----
Comment on strengths and weaknesses of the instructor	The instructor could be more organized. He could elaborate more thoroughly on the details concerning class projects and assignments. Classes did not seem very organized. There was an almost too relaxed feel to the setup. With that said, the instructor seemed like he cared about how well the students did in his class and whether or not they were learning and understanding the material.
Comment on strengths and weaknesses of the course	I feel this course would have been better if it were not a one day a week course. It would be better suited for a MWF or TTH schedule.
Other comments	Great class!

Course Information		OUC													
Course: IS 200 003		161001													
Courses evaluated: IS 200 003															
Title: Introduction to Int Undergraduate Course															
Responses= 18 Enrolled= 21 Resp. Rate= 85.7%															
#	Question	Mean	5	4	3	2	1	NA	BL	StDev	SEM	Nq	Dept N	Dept Mean	Dept StDev
1	The instructor stated course objectives/outcomes	4.7	13	5	0	0	0	0	0	0.5	0.11	18	679	4.5	0.8
2	The instructor was receptive to students outside the classroom	4.7	12	6	0	0	0	0	0	0.5	0.11	18	664	4.4	0.9
3	The instructor explained material well.	4.6	11	7	0	0	0	0	0	0.5	0.12	18	672	4.2	1.0
4	The instructor was enthusiastic about teaching the course	4.9	16	2	0	0	0	0	0	0.3	0.08	18	677	4.6	0.7
5	The instructor was prepared for class	4.7	13	5	0	0	0	0	0	0.5	0.11	18	673	4.5	0.7
6	The instructor gave useful feedback.	4.5	10	7	1	0	0	0	0	0.6	0.15	18	672	4.2	1.0
7	The instructor consistently treated students with respect	4.8	15	3	0	0	0	0	0	0.4	0.09	18	675	4.6	0.8
8	Overall, the instructor was an effective teacher	4.7	13	5	0	0	0	0	0	0.5	0.11	18	670	4.3	1.0
9	The course readings were valuable aids to learning	3.7	6	6	2	3	1	0	0	1.3	0.30	18	665	4.2	1.0
10	The course assignments were valuable aids to learning	4.2	6	10	2	0	0	0	0	0.6	0.15	18	672	4.2	1.0
11	This course improved my knowledge of the subject	4.8	14	4	0	0	0	0	0	0.4	0.10	18	675	4.4	0.9
12	Overall, this course was excellent	4.7	13	5	0	0	0	0	0	0.5	0.11	18	672	4.1	1.1

Note: Results based on low response rates may not reflect the true class mean. Dept mean is for all undergraduate, or all graduate courses, offered by dept and is weighted by class size.

Question	Response
Comment on strengths and weaknesses of the instructor	Great personality. I like how the class seems like conversation the whole time, but it turns out that we are learning different concepts and ideas that are helpful in understanding what's going on with people in the world. It's a different kind of structure than I'm used to. It's definitely not a lecture, so it's more interesting and makes the time in class go by faster. The material for the first test was definitely discussed in class more than the material for the second test, which made me feel less prepared for the second one.
Comment on strengths and weaknesses of the course	Some of the readings assigned are too intense and could take over an hour to dissect to fully understand what is going. Maybe if he would've just assigned certain pages of some articles and not the whole thing, that would've been more beneficial and made it more clear what he wanted us to get out of the article. The tests aren't easy, but they aren't extremely difficult either. Lots of writing, but no curve balls so I think they're fair. An issue I came across is that this class couldn't be changed to pass/fail, which I don't understand why that is. All courses should be allowed to be pass/fail and I thought that was the case until now.
-----	-----
Comment on strengths and weaknesses of the instructor	Strength Open to class suggestions Understanding Explained material well Weakness Some readings were dense
Comment on strengths and weaknesses of the course	Great class and course material Readings a little hard to follow
Other comments	Fantastic teacher
-----	-----
Comment on strengths and weaknesses of the instructor	Dr. Voss was very intelligent and brought up a lot of good points about issues I wouldn't have thought of. Great teacher!
Comment on strengths and weaknesses of the course	Very informative course with interesting topics. The readings are a little dense though. Overall a great course for those who want to learn about issues both within their country and outside of it.
-----	-----

Comment on strengths and weaknesses of the instructor	Dr. Voss is a great professor, and was definitely the most influential professor I had this semester. I was most interested in what he had to say because he was most interested in what he had to say out of all of my professors this semester.
Comment on strengths and weaknesses of the course	The course is exactly the same as a course I took at UNCA (Pols 281: International Relations). I got credit for that class, but in order to complete the International Studies major at NC State, I still had to take this class. I am making an A in this class, mostly because I took it once before and have been required to take it again (even though I got an A in it at UNCA and got credit for the class).
Other comments	This course, the material, and the professor are all brilliant. I will miss it and remember the class as being a great experience this semester. The only issue I had was that on the first day of class, I wandered around for half an hour looking for where Alexander Hall was, because I assumed that a course could not be taught in a residence hall. This blew my mind immensely.
-----	-----
Comment on strengths and weaknesses of the instructor	He is really an excellent professor although he is young. He makes this course interesting by using PPT, mini-games or videos. He has his own perspective about current events in the world, which expands my outlook!
-----	-----
Comment on strengths and weaknesses of the instructor	I really like Professor Voss. Very good guy and he's brilliant. I learned a lot about things that are going on in the world that I wasn't aware of. He really opened our eyes. I think it's kind of scary having only three major grades that your final grade relies on though. And the last test covered 75% of everything we learned so I felt like it was a bit much. And with the snow days, we missed a ton of class so that didn't help. The readings were way too difficult and I know Professor Voss agrees. If he keeps the readings, I feel that he should go over them and highlight what is important about them in class. Otherwise we just have 20+ readings that take anywhere from 20 minutes to 2 hours to read (if you want to understand everything it's saying). Awesome professor though. Knows his stuff and really cares.
-----	-----
Comment on strengths and weaknesses of the instructor	Enthusiastic about the content and provided lots of laughs
Comment on strengths and weaknesses of the course	A lot of reading was expected of us

-----	-----
Comment on strengths and weaknesses of the instructor	I think the instructor was fair. He told the class what he expected, and explained topics with examples that are relatable to students. He replies quickly to email.
Comment on strengths and weaknesses of the course	The larger, graduate readings I felt were good for examples. However I think that if you plan to continue using the readings, they should be talked more in class, to get the complete meaning of what the piece is about. I think I forgot most of the content because we didn't discuss it.
-----	-----
Comment on strengths and weaknesses of the instructor	Mr. Voss is the most enthusiastic professor I have ever seen and he's very responsible for everything. He is a great teacher.
Comment on strengths and weaknesses of the course	It will be perfect if Mr.Voss could cancel those useless and abstract and difficult readings!
-----	-----
Comment on strengths and weaknesses of the instructor	You're seriously the bomb dot com. I will miss your class a lot! Have a great time at your other schools and lets play a World Peace game or have debates next time.
-----	-----
Comment on strengths and weaknesses of the instructor	A very good professor who is passionate about the subject and about his students.
Comment on strengths and weaknesses of the course	I wish we didn't have so many cancelled classes for snow. :(There was a lot of material to be covered in a little time and the readings were too advanced and unnecessarily long.
-----	-----

<p>Comment on strengths and weaknesses of the instructor</p>	<p>it was obvious that he loves what he teaches and overall, he did very well teaching the material. In the future it may be helpful to have an outline of the planned lecture that students can use to make sure they get everything out of it that they need to.</p>
<p>Comment on strengths and weaknesses of the course</p>	<p>The material of this course was very interesting and definitely something I could take and use in the future. I took this course to meet an IS requirement (it was an "elective class")and like many other students, I looked at the grades from previous semesters to try and balance out my course load. The readings for this semester were altered and were much more difficult grad level readings, which were very long and hard to follow. Overall, the class seemed to be made more difficult than previous semesters which was somewhat unfair to those of us who looked into the grade statistics and recommendations of this class prior to the altered readings.</p>
<p>-----</p>	<p>-----</p>
<p>Comment on strengths and weaknesses of the instructor</p>	<p>.....</p>
<p>Comment on strengths and weaknesses of the course</p>	<p>.....</p>
<p>Other comments</p>	<p>.....</p>
<p>-----</p>	<p>-----</p>
<p>Comment on strengths and weaknesses of the instructor</p>	<p>Strength: Funny and makes material interesting Weaknesses: none</p>
<p>Comment on strengths and weaknesses of the course</p>	<p>Strengths: Diverse and interesting Weaknesses: Can be a little boring at times</p>
<p>-----</p>	<p>-----</p>
<p>Comment on strengths and weaknesses of the instructor</p>	<p>Great professor. He was funny, easy going, and easy to understand as he simplified complex terms. One weakness is that what we discussed in class was easy to comprehend but once we were given the test, I found that it was more difficult to explain what I learnt because we learnt them in such basic terms. The readings were also dry sometimes and hard to understand. Overall though, he was a fantastic teacher since he is enthusiastic, takes a modern approach and is interactive</p>

the instructor	in his class approach.
Comment on strengths and weaknesses of the course	The course is interesting, but what makes it really great is the professor teaching it and the way that professor goes about in focusing on specific topics. I really enjoyed the human rights approach and less history. A weakness of IS200, is that it encompasses a variety of material from all subjects like political science, legal studies, geography, and modern history. This can be a downfall for someone that only wants to focus on one or two subjects but not the lot.
Other comments	In a nutshell, a great subject and awesome professor.
-----	-----
Comment on strengths and weaknesses of the instructor	He makes class very interesting. The readings were too dense and confusing. I would have liked to be able to hear more opinions/thoughts/stories from the international students because it was really cool to have them in our class. A focus on travel would have been interesting. But overall, I really enjoyed this class.

Course Information		OUC													
Course: PS 231 003		160601													
Courses evaluated: PS 231 003															
Title: Internat Relations															
Undergraduate Course															
Responses= 30 Enrolled= 36 Resp. Rate= 83.3%															
#	Question	Mean	5	4	3	2	1	NA	BL	StDev	SEM	Nq	Dept N	Dept Mean	Dept StDev
1	The instructor stated course objectives/outcomes	4.5	16	13	1	0	0	0	0	0.6	0.10	30	774	4.4	0.8
2	The instructor was receptive to students outside the classroom	4.6	19	10	1	0	0	0	0	0.6	0.10	30	748	4.4	0.9
3	The instructor explained material well.	4.5	16	13	1	0	0	0	0	0.6	0.10	30	770	4.2	1.0
4	The instructor was enthusiastic about teaching the course	4.7	21	9	0	0	0	0	0	0.5	0.09	30	772	4.5	0.9
5	The instructor was prepared for class	4.7	22	8	0	0	0	0	0	0.5	0.08	30	768	4.5	0.8
6	The instructor gave useful feedback.	4.3	14	11	4	1	0	0	0	0.8	0.15	30	764	4.1	1.1
7	The instructor consistently treated students with respect	4.8	25	5	0	0	0	0	0	0.4	0.07	30	774	4.6	0.8
8	Overall, the instructor was an effective teacher	4.6	20	7	2	0	0	0	1	0.6	0.12	29	770	4.3	1.0
9	The course readings were valuable aids to learning	4.4	14	14	1	1	0	0	0	0.7	0.13	30	772	4.2	1.0
10	The course assignments were valuable aids to learning	4.1	12	10	6	2	0	0	0	0.9	0.17	30	764	4.2	1.0
11	This course improved my knowledge of the subject	4.6	18	11	0	0	0	0	1	0.5	0.09	29	773	4.4	0.9
12	Overall, this course was excellent	4.4	17	9	3	1	0	0	0	0.8	0.15	30	771	4.2	1.0

Note: Results based on low response rates may not reflect the true class mean. Dept mean is for all undergraduate, or all graduate courses, offered by dept and is weighted by class size.

Question	Response
Comment on strengths and weaknesses of the instructor	I think Prof. Voss was very good at explaining the concepts in relevant and interesting ways. I learned a lot just being attentive in class. I wish we had talked more about current events and the implications they would have from an IR perspective. For example how the NSA surveillance of Angela Merkel would affect US-Germany relations.
Comment on strengths and weaknesses of the course	I think the fact that this course was 3 hours long made it hard for some people to focus. I personally had no problem and wouldn't have minded if the entire 3 hours was lecturing, because I knew the class was 3 hours when I signed up for it. I think the content was very interesting and enjoyed the course overall.
-----	-----
Comment on strengths and weaknesses of the instructor	Dr. Voss was very relatable to students, not just because of his age. He was understanding and had a sense of humor that read well with the class. His passion really shows through his lectures. You can tell he really enjoys teaching and the subject of international relations....don't even get him started on human rights!
Comment on strengths and weaknesses of the course	Overall, the course was just ok. Certain aspects were executed well, such as; the tests. However, a major portion of the class, Statecraft was a complete failure. The game was not well researched and therefore the entire class lacked instruction. It was almost experimental. Personally, I don't like my grades to be dependent on an "experiment."
-----	-----
Comment on strengths and weaknesses of the instructor	Dr. Voss is a very enthusiastic speaker, I never found myself drowsy in his lectures and was very entertained and interested. He covered large complex topics in ways that made them easy enough to understand very quickly. There's not much negative to say about dr. Voss. He's very positive, very upbeat, and I would find myself excited to go to his class. I give him an A+
Comment on strengths and weaknesses of the course	The course is interesting enough for a GEP requirement, but that's as far as I'll go with it, I have no interest in a BS in PS.
Other comments	Thank you Dr. Voss for a good semester. That is all.
-----	-----
Comment on strengths and weaknesses of the instructor	He was enthusiastic about teaching this course.

Comment on strengths and weaknesses of the course	The course was very interesting to learn about.
-----	-----
Comment on strengths and weaknesses of the instructor	Effective communicator of information and key concepts, I enjoyed the application of concepts to world events and interactive class discussion, could benefit by covering a larger range of topics for greater understanding and improved test performance.
Comment on strengths and weaknesses of the course	Interesting and dynamic material, however if this course were taught again the usage of Statecraft was not beneficial to understanding of material.
-----	-----
Comment on strengths and weaknesses of the course	The time period that the course is scheduled is really unfortunate because it only meets once a week at night for two and a half hours. Any course that was scheduled like that would be difficult.
-----	-----
Comment on strengths and weaknesses of the instructor	Professor Voss was an excellent teacher. I enjoyed his class and he knew how to make the material interesting as to keep the students attentive in a 2 hr 45 min class.
Comment on strengths and weaknesses of the course	I liked the different videos and documentaries seen in class. I also liked the effective game we had to play in class. Statecraft was interesting at first but it soon got somewhat boring.
-----	-----
Comment on strengths and weaknesses of the instructor	The instructor was extremely knowledgable and passionate about the topic. He taught with excitement, and inspired his students to become more involved in the material. You could tell that he genuinely loved the subject, and wanted his students to do the same. Thanks to him, I will be taking more courses in this field.
-----	-----

Comment on strengths and weaknesses of the instructor	Sometimes he overestimated the knowledge of the students it was nice though. and sometimes he did get carried away on subjects but that might be due to the length of the course.
Comment on strengths and weaknesses of the course	Transition from 1 time a week to two might make it easier to analyze terms and situations. just to get a better understanding of the course.
-----	-----
Comment on strengths and weaknesses of the instructor	Did a fantastic job with making sure to explain material well, and used other means to get the information across to students. Works hard inside and outside the classroom to ensure that each student is successful, and genuinely wants all students to walk away with a passion for international relations.
Comment on strengths and weaknesses of the course	The course was only held one night a week, and therefore was mentally hard to attend due to the length of the lecture. Professor Voss tried to break it up with activities. There were also a lot of readings because of our infrequent meeting times.
-----	-----
Comment on strengths and weaknesses of the course	Too much reading each week
-----	-----
Comment on strengths and weaknesses of the instructor	Relatable, good examples, good lectures
Comment on strengths and weaknesses of the course	Interesting topics
-----	-----

Comment on strengths and weaknesses of the instructor	VERY SMART. VERY PASSIONATE. Dr. Voss is a really cool guy. He loves what he teaches and he makes class fun and enjoyable. I really learned a lot about international relations. He balances his class time well and doesn't just lecture. He's awesome!
Comment on strengths and weaknesses of the course	It's an interesting course. However I wish it tied in more with everyday politics and events happening all around the world. Also more in class discussions and debates would be fun and helpful when learning material.
Other comments	KEEP DOING WHAT YOU'RE DOING :)
-----	-----
Comment on strengths and weaknesses of the instructor	Strengths --> enthusiasm, discussion facilitation, Weaknesses -->
Comment on strengths and weaknesses of the course	Strengths --> readings, class discussions Weaknesses --> Statecraft
-----	-----
Comment on strengths and weaknesses of the instructor	Strengths: Enthusiastic about material and knows it well. Really took to heart the criticisms from the previous evaluation of sorts, which was nice, since most would just shrug it off or save it for the next class. The Twitter integration with news stories etc was interesting and pretty unique. Weaknesses: Short. Odd fondness for pie analogies. As mentioned below, the main weaknesses of the entire course stem from the dullness, which is kind of hard to counteract given the material. Can kind of drone on at times and has difficult to read handwriting, but that's standard professor behavior.
Comment on strengths and weaknesses of the course	Strengths: Nice way to wrap your head around the craziness that international politics typically is. Not a big fan of showing movies during courses but the two shown here really added to the material in a way that I did not feel like my time/money was being wasted. Weaknesses: Was covered in the midterm evaluations, but the strictly board/speech way of lecturing can be kind of droll. I understand the dislike of Powerpoint, but perhaps having photographic supplements of some sort can spice up the lectures. Unfortunately difficult for some of the more abstract concepts, so bit of a hard problem to solve. Statecraft Statecraft Statecraft Statecraft. Emphasis on class participation kind of disheartening for those of us that understand the material, but have nothing to add to the class discussion that wasn't already spoken of.
Other comments	Big minus for being a Habs fan. Otherwise, keep it up.
-----	-----

Comment on strengths and weaknesses of the instructor	Dr. Voss was an excellent teacher. He was able to keep class discussion flowing in a relatively large class. He also was able to fill a three hour time slot without the time seeming to pass very slowly.
Comment on strengths and weaknesses of the course	The use of videos and documentaries to complement the lectures was useful, but the Statecraft simulation was tedious and useless.
Other comments	This was a good course in an area I normally would not be very interested in, but Dr. Voss made me very interested in International Relations going forward.
-----	-----
Comment on strengths and weaknesses of the instructor	Was very open to students when it came to seeing him for office hours. Made class fun when it was almost 3 hours long. Very knowledgeable when it came to certain subjects. Lenient with students which is a plus.
Comment on strengths and weaknesses of the course	Statecraft was not the best, and I really did not learn a lot from it. Other than that it was an interesting class and I learned a lot about things that I didn't know before.
-----	-----
Comment on strengths and weaknesses of the instructor	I really like how Dr. Voss uses class as more of a discussion than a lecture. It is a much less stressful environment. The only thing that made me nervous was the pressure to talk in class. I don't always have things to say, and when I do I always say them. I don't like to feel like I have to speak when there is really nothing for me to say because then I just sound dumb and get embarrassed.
Comment on strengths and weaknesses of the course	Late classes always suck, but this course wasn't too rigorous so the late time didn't really bother me too much. I wish though that there were more grades because I am not very good at studying so it stresses me out that the midterm and final are huge percentages of my grade.
-----	-----
Comment on strengths and weaknesses of	Maybe there was something I did not pick up on and he should explicitly state for slow people like me but I do think he had an intense bias. I'm sure he was only being facetious (although of course there is logic to back it up) but "always defect" may be a little too much. I know he just wanted students to remember. But about his other bias, Statecraft went against my morals and to a certain level, I refused to take part in it. Isolationism was underestimated in the course. Our country was fine until we decided to trade. Also, I'm prepared for more Mitchells. Overall, I did learn with Statecraft but it

the instructor	was certainly NOT worth those 30 dollars. Extra credit game was a memorable learning experience (and cheap!). Not enough emphasis on isolationism as an answer and NOT enough emphasis on historical examples behind the theories. Voss should take a focus on that and drop Statecraft
Comment on strengths and weaknesses of the course	Not enough emphasis on isolationism as an answer and NOT enough emphasis on historical examples behind the theories. Voss should take a focus on that and drop Statecraft
-----	-----
Comment on strengths and weaknesses of the instructor	Uses real life examples to explain concepts
-----	-----
Comment on strengths and weaknesses of the instructor	Interested, enthusiastic, learned and helpful to students
Comment on strengths and weaknesses of the course	Good basic intro course
Other comments	overall course was enjoyably
-----	-----
Comment on strengths and weaknesses of the instructor	The instructor was very enthusiastic about the subject and explained the concepts in interesting ways that helped the student to remember the material.
Comment on strengths and weaknesses of the course	Strengths of this course are the lectures. The only real weakness was Statecraft, but it was his first time trying it out too.
-----	-----

Comment on strengths and weaknesses of the instructor	He hands assigns a lot of reading. He does teach the class well.
-----	-----
Comment on strengths and weaknesses of the instructor	Dr. Voss was great at keeping us entertained and on task during class. One thing I would suggest for next time is to be a little more organized when he writes notes on the whiteboard. Other than that, lectures were very interesting and kept the students engaged in the classroom. He would constantly ask us questions and encourage us to participate.
Comment on strengths and weaknesses of the course	The course was great. Objectives were clear and I enjoyed the material. I just wish there weren't two textbooks. I liked the Drezner book a lot and plan on keeping that one for the future. I'm happy that Statecraft is now removed from the syllabus.
-----	-----
Comment on strengths and weaknesses of the instructor	He tend to go over one type of the material. Didn't really go over everything on the test.
Comment on strengths and weaknesses of the course	The course was great!
-----	-----
Comment on strengths and weaknesses of the instructor	The instructor did an amazing job with the class and I simply learned a lot from it. Something that could be changed would be to eliminate the statecraft game because it was confusing. Overall the class was a success.
Comment on strengths and weaknesses of the course	The course was hard but the instructor did an amazing job in helping each student to understand the material.

Course Information		OUC													
Course: IS 200 003		161001													
Courses evaluated: IS 200 003															
Title: Intro to Internatio Undergraduate Course															
Responses= 21 Enrolled= 21 Resp. Rate= 100.0%															
#	Question	Mean	5	4	3	2	1	NA	BL	StDev	SEM	Nq	Dept N	Dept Mean	Dept StDev
1	The instructor stated course objectives/outcomes	4.4	11	8	1	1	0	0	0	0.8	0.18	21	742	4.3	0.8
2	The instructor was receptive to students outside the classroom	4.8	16	5	0	0	0	0	0	0.4	0.10	21	724	4.4	0.8
3	The instructor explained material well.	4.6	13	6	1	0	0	0	1	0.6	0.13	20	733	4.2	1.0
4	The instructor was enthusiastic about teaching the course	4.9	19	2	0	0	0	0	0	0.3	0.07	21	739	4.6	0.7
5	The instructor was prepared for class	4.4	10	8	2	0	0	0	1	0.7	0.15	20	734	4.4	0.9
6	The instructor gave useful feedback.	4.4	10	10	0	1	0	0	0	0.7	0.16	21	729	4.2	1.0
7	The instructor consistently treated students with respect	4.8	17	4	0	0	0	0	0	0.4	0.09	21	732	4.6	0.7
8	Overall, the instructor was an effective teacher	4.6	13	7	1	0	0	0	0	0.6	0.13	21	734	4.2	1.0
9	The course readings were valuable aids to learning	3.5	5	6	5	4	1	0	0	1.2	0.26	21	729	4.1	1.1
10	The course assignments were valuable aids to learning	3.9	6	10	2	3	0	0	0	1.0	0.22	21	731	4.1	1.0
11	This course improved my knowledge of the subject	4.7	13	7	0	0	0	0	1	0.5	0.11	20	736	4.3	1.0
12	Overall, this course was excellent	4.6	13	7	1	0	0	0	0	0.6	0.13	21	739	4.1	1.1

Note: Results based on low response rates may not reflect the true class mean. Dept mean is for all undergraduate, or all graduate courses, offered by dept and is weighted by class size.

Question	Response
Comment on strengths and weaknesses of the instructor	Was a very good instructor, it was a shame that the technology never worked!
Comment on strengths and weaknesses of the course	I felt the class largely focused on international politics where as being that the class had a majority of international students I felt we could have used this to learn from each other and enhance our understanding of different cultures.
Other comments	Did not like how the course was held in the basement of Alexander as I did not have access to the building.
-----	-----
Other comments	The course needs to be held in another class because the alexander hall class room is not big enough and is not functional .
-----	-----
Comment on strengths and weaknesses of the instructor	He was great at relating to students, allowing him to effectively teach a class where students did not care about the grade they made.
-----	-----
Comment on strengths and weaknesses of the instructor	He was great at relating to students, allowing him to effectively teach a class where students did not care about the grade they made.
-----	-----
Comment on strengths and weaknesses of the instructor	Could have defined weekly writing assignments more so there was more direction.
-----	-----
Comment on strengths and weaknesses of the course	One textbook was not useful
-----	-----

Comment on strengths and weaknesses of the instructor	He is very knowledgeable and enthusiastic about the field. But he tends to talk about so many things that confuse students.
Comment on strengths and weaknesses of the course	It was interesting to listen from the students who were from all over the world. However, there was no clear course materials, so it was a little bit confusing to follow the course.
-----	-----
Comment on strengths and weaknesses of the instructor	Super nice and very understanding teacher!
Comment on strengths and weaknesses of the course	Course is really interesting and usefulll
Other comments	The teacher made this course so good!
-----	-----
Comment on strengths and weaknesses of the instructor	sometimes forgetful about things that had been talked about until reminded and the lack of technology was irritating sometimes but always very approachable, good at explaining things and didn't speak down to us on a subject many knew little about.
Comment on strengths and weaknesses of the course	I liked the discussion based nature of the course rather than being lectured to however more ways to get the whole class involved would have been good. Maybe have group debates or something.
-----	-----
Comment on strengths and weaknesses of the instructor	Friendly, Easy to approach, made material understandable and showed how it related to our lives.

Comment on strengths and weaknesses of the course	I didn't like the readings. Technology in classroom failed to work. Great discussions, valued student input.
Other comments	one hour and 15 minutes is a long time for class.
-----	-----
Comment on strengths and weaknesses of the instructor	Professor Voss was very kind and receptive towards his students. He knew exactly what he was teaching and was quite capable of explaining the material.
Comment on strengths and weaknesses of the course	The course was only an introduction course so I expected it to be a little general. My only complaint was it could have gone into more detail.
Other comments	Overall a great class that taught me a lot , and I would recommend professor voss in particular.
-----	-----
Comment on strengths and weaknesses of the instructor	knows what he's talking about, honest if he doesn't know the answer to a subject, in general very knowledgable about material that he teaches. When assigning assignments his directions are often confusing.
Comment on strengths and weaknesses of the course	Interesting course, not very in depth.
-----	-----
Comment on strengths and weaknesses of the instructor	Sometimes he reacts awkwardly when people say things in class. People need feedback.
Comment on strengths and weaknesses of the course	I really enjoyed the lesson on game theory. The topics were also deep and theoretical, never basic run of the mill straight from the textbook lessons. The tragedy of the commons lesson was interesting too.
-----	-----

Comment on strengths and weaknesses of the instructor	Professor Voss' class was hugely enjoyable, particularly the way it dealt with international issues rather than just models of international behavior. Professor Voss used effective examples to make core concepts understandable. My one piece of constructive criticism is that he could have done a better job getting more students involved. I understand that this is difficult when the students themselves are quiet, however just by calling out names so that they answer questions, rather than making questions open forum, would create better discussion.
Comment on strengths and weaknesses of the course	The syllabus is effective. Perhaps it would be good to have a weekly case study to center lessons around, then the concepts discussed can be applied.
-----	-----
Comment on strengths and weaknesses of the instructor	Professor states the instruction clearly beforehand so that we have a lot of time ahead to prepare.
Comment on strengths and weaknesses of the course	I like the class format of open discussion.
-----	-----
Comment on strengths and weaknesses of the instructor	A major strength was his knowledge of almost all international subjects, everything we discussed in class he seemed to have substantial base in which made learning very interesting and broad. Only weakness was sometimes we got off topic but it was usually something interesting anyway so this wasn't really a problem.
Comment on strengths and weaknesses of the course	Prefer to have more of a focus throughout the course on more specific things rather than the broad nature of the course covering numerous topics of international studies. I would rather have a very in-depth knowledge of a few topics than superficial knowledge of many although this nature of the course did expand my awareness of many international issues.
Other comments	Potentially release more clear exam guidelines
-----	-----
Comment on strengths and weaknesses of the instructor	Not very good with technology. Keeps people's attention. Makes students actually want to go to class, which is rare.

Comment on strengths and weaknesses of the course	Very interesting class.
-----	-----
Comment on strengths and weaknesses of the instructor	Strengths: Great teacher, funny and interesting, good at relating real-world examples to the text, had a good relationship with students, always had time for students if they needed help on something, got everyone involved with activities, explained what was expected on exams well, best teacher I've had this semester at NC State Weaknesses: Confusing syllabus, didn't talk much about Asian culture as I thought he would, paper should have been assigned earlier
Comment on strengths and weaknesses of the course	Strengths: course was full of diverse people, book costs were reasonable, loved the videos that were shown in class, love the talks about comparative advantage and prisoner's dilemma Weaknesses: Global Village Only students, the Smallman book was useless, small classroom/ very humid classroom, technology issues
Other comments	The course should be for more than global village residents many other students want to learn about international studies and politics and this is the only way they can. Try to talk more about countries students are interested in studying abroad to. I would really suggest maybe having guest speakers throughout the semester about international topics and cultures.
-----	-----
Comment on strengths and weaknesses of the instructor	Strength he had a lot of abroad experience that related to the material. Weakness technology was not up to par.
Comment on strengths and weaknesses of the course	Positive- Lots of international voices to comment on the course material

PLIR 4350-001 Hum Intervention and IR - Spring 2013

CGAS (21563)

INSTRUCTORS: Voss, M. Joel (mjv3h)

Respondents: 21 / Enrollment: 22

~ QUESTIONS AND DETAILS ~	~ ANSWER MATRICES ~																
<p>1. The professor stimulates me to think and learn.</p> <p>~ Question Type: Likert ~ <i>contributed by Department of Politics</i></p>	Results for PLIR-4350-001, Voss, M. Joel																
	<table border="1"> <thead> <tr> <th>Total</th> <th>Mean</th> <th>Std Dev</th> <th>Strongly Agree (5)</th> <th>Agree (4)</th> <th>Neutral (3)</th> <th>Disagree (2)</th> <th>Strongly Disagree (1)</th> </tr> </thead> <tbody> <tr> <td>21</td> <td>4.90</td> <td>0.30</td> <td>19 (90.48%)</td> <td>2 (9.52%)</td> <td>0 (0.00%)</td> <td>0 (0.00%)</td> <td>0 (0.00%)</td> </tr> </tbody> </table>	Total	Mean	Std Dev	Strongly Agree (5)	Agree (4)	Neutral (3)	Disagree (2)	Strongly Disagree (1)	21	4.90	0.30	19 (90.48%)	2 (9.52%)	0 (0.00%)	0 (0.00%)	0 (0.00%)
	Total	Mean	Std Dev	Strongly Agree (5)	Agree (4)	Neutral (3)	Disagree (2)	Strongly Disagree (1)									
21	4.90	0.30	19 (90.48%)	2 (9.52%)	0 (0.00%)	0 (0.00%)	0 (0.00%)										
Results for Politics Lectures - Spring, 2013																	
	<table border="1"> <thead> <tr> <th>Total</th> <th>Mean</th> <th>Std Dev</th> <th>Strongly Agree (5)</th> <th>Agree (4)</th> <th>Neutral (3)</th> <th>Disagree (2)</th> <th>Strongly Disagree (1)</th> </tr> </thead> <tbody> <tr> <td>1944</td> <td>4.24</td> <td>0.83</td> <td>846 (43.52%)</td> <td>811 (41.72%)</td> <td>209 (10.75%)</td> <td>59 (3.03%)</td> <td>19 (0.98%)</td> </tr> </tbody> </table>	Total	Mean	Std Dev	Strongly Agree (5)	Agree (4)	Neutral (3)	Disagree (2)	Strongly Disagree (1)	1944	4.24	0.83	846 (43.52%)	811 (41.72%)	209 (10.75%)	59 (3.03%)	19 (0.98%)
Total	Mean	Std Dev	Strongly Agree (5)	Agree (4)	Neutral (3)	Disagree (2)	Strongly Disagree (1)										
1944	4.24	0.83	846 (43.52%)	811 (41.72%)	209 (10.75%)	59 (3.03%)	19 (0.98%)										
<p>2. The professor clearly presented ideas and material in class.</p> <p>~ Question Type: Likert ~ <i>contributed by Department of Politics</i></p>	Results for PLIR-4350-001, Voss, M. Joel																
	<table border="1"> <thead> <tr> <th>Total</th> <th>Mean</th> <th>Std Dev</th> <th>Strongly Agree (5)</th> <th>Agree (4)</th> <th>Neutral (3)</th> <th>Disagree (2)</th> <th>Strongly Disagree (1)</th> </tr> </thead> <tbody> <tr> <td>21</td> <td>4.71</td> <td>0.46</td> <td>15 (71.43%)</td> <td>6 (28.57%)</td> <td>0 (0.00%)</td> <td>0 (0.00%)</td> <td>0 (0.00%)</td> </tr> </tbody> </table>	Total	Mean	Std Dev	Strongly Agree (5)	Agree (4)	Neutral (3)	Disagree (2)	Strongly Disagree (1)	21	4.71	0.46	15 (71.43%)	6 (28.57%)	0 (0.00%)	0 (0.00%)	0 (0.00%)
	Total	Mean	Std Dev	Strongly Agree (5)	Agree (4)	Neutral (3)	Disagree (2)	Strongly Disagree (1)									
21	4.71	0.46	15 (71.43%)	6 (28.57%)	0 (0.00%)	0 (0.00%)	0 (0.00%)										
Results for Politics Lectures - Spring, 2013																	
	<table border="1"> <thead> <tr> <th>Total</th> <th>Mean</th> <th>Std Dev</th> <th>Strongly Agree (5)</th> <th>Agree (4)</th> <th>Neutral (3)</th> <th>Disagree (2)</th> <th>Strongly Disagree (1)</th> </tr> </thead> <tbody> <tr> <td>1937</td> <td>4.17</td> <td>0.95</td> <td>852 (43.99%)</td> <td>744 (38.41%)</td> <td>197 (10.17%)</td> <td>106 (5.47%)</td> <td>38 (1.96%)</td> </tr> </tbody> </table>	Total	Mean	Std Dev	Strongly Agree (5)	Agree (4)	Neutral (3)	Disagree (2)	Strongly Disagree (1)	1937	4.17	0.95	852 (43.99%)	744 (38.41%)	197 (10.17%)	106 (5.47%)	38 (1.96%)
Total	Mean	Std Dev	Strongly Agree (5)	Agree (4)	Neutral (3)	Disagree (2)	Strongly Disagree (1)										
1937	4.17	0.95	852 (43.99%)	744 (38.41%)	197 (10.17%)	106 (5.47%)	38 (1.96%)										
<p>3. The course contributed substantially to my intellectual development.</p> <p>~ Question Type: Likert ~ <i>contributed by Department of Politics</i></p>	Results for PLIR-4350-001																
	<table border="1"> <thead> <tr> <th>Total</th> <th>Mean</th> <th>Std Dev</th> <th>Strongly Agree (5)</th> <th>Agree (4)</th> <th>Neutral (3)</th> <th>Disagree (2)</th> <th>Strongly Disagree (1)</th> </tr> </thead> <tbody> <tr> <td>21</td> <td>4.90</td> <td>0.30</td> <td>19 (90.48%)</td> <td>2 (9.52%)</td> <td>0 (0.00%)</td> <td>0 (0.00%)</td> <td>0 (0.00%)</td> </tr> </tbody> </table>	Total	Mean	Std Dev	Strongly Agree (5)	Agree (4)	Neutral (3)	Disagree (2)	Strongly Disagree (1)	21	4.90	0.30	19 (90.48%)	2 (9.52%)	0 (0.00%)	0 (0.00%)	0 (0.00%)
	Total	Mean	Std Dev	Strongly Agree (5)	Agree (4)	Neutral (3)	Disagree (2)	Strongly Disagree (1)									
21	4.90	0.30	19 (90.48%)	2 (9.52%)	0 (0.00%)	0 (0.00%)	0 (0.00%)										
Results for Politics Lectures - Spring, 2013																	
	<table border="1"> <thead> <tr> <th>Total</th> <th>Mean</th> <th>Std Dev</th> <th>Strongly Agree (5)</th> <th>Agree (4)</th> <th>Neutral (3)</th> <th>Disagree (2)</th> <th>Strongly Disagree (1)</th> </tr> </thead> <tbody> <tr> <td>1904</td> <td>4.17</td> <td>0.91</td> <td>810 (42.54%)</td> <td>736 (38.66%)</td> <td>247 (12.97%)</td> <td>88 (4.62%)</td> <td>23 (1.21%)</td> </tr> </tbody> </table>	Total	Mean	Std Dev	Strongly Agree (5)	Agree (4)	Neutral (3)	Disagree (2)	Strongly Disagree (1)	1904	4.17	0.91	810 (42.54%)	736 (38.66%)	247 (12.97%)	88 (4.62%)	23 (1.21%)
Total	Mean	Std Dev	Strongly Agree (5)	Agree (4)	Neutral (3)	Disagree (2)	Strongly Disagree (1)										
1904	4.17	0.91	810 (42.54%)	736 (38.66%)	247 (12.97%)	88 (4.62%)	23 (1.21%)										
<p>4. Comments on papers and exams were helpful.</p> <p>~ Question Type: Likert ~ <i>contributed by Department of Politics</i></p>	Results for PLIR-4350-001																
	<table border="1"> <thead> <tr> <th>Total</th> <th>Mean</th> <th>Std Dev</th> <th>Strongly Agree (5)</th> <th>Agree (4)</th> <th>Neutral (3)</th> <th>Disagree (2)</th> <th>Strongly Disagree (1)</th> </tr> </thead> <tbody> <tr> <td>21</td> <td>4.19</td> <td>0.81</td> <td>8 (38.10%)</td> <td>10 (47.62%)</td> <td>2 (9.52%)</td> <td>1 (4.76%)</td> <td>0 (0.00%)</td> </tr> </tbody> </table>	Total	Mean	Std Dev	Strongly Agree (5)	Agree (4)	Neutral (3)	Disagree (2)	Strongly Disagree (1)	21	4.19	0.81	8 (38.10%)	10 (47.62%)	2 (9.52%)	1 (4.76%)	0 (0.00%)
	Total	Mean	Std Dev	Strongly Agree (5)	Agree (4)	Neutral (3)	Disagree (2)	Strongly Disagree (1)									
21	4.19	0.81	8 (38.10%)	10 (47.62%)	2 (9.52%)	1 (4.76%)	0 (0.00%)										
Results for Politics Lectures - Spring, 2013																	
	<table border="1"> <thead> <tr> <th>Total</th> <th>Mean</th> <th>Std Dev</th> <th>Strongly Agree (5)</th> <th>Agree (4)</th> <th>Neutral (3)</th> <th>Disagree (2)</th> <th>Strongly Disagree (1)</th> </tr> </thead> <tbody> <tr> <td>1894</td> <td>3.80</td> <td>1.00</td> <td>524 (27.67%)</td> <td>697 (36.80%)</td> <td>484 (25.55%)</td> <td>145 (7.66%)</td> <td>44 (2.32%)</td> </tr> </tbody> </table>	Total	Mean	Std Dev	Strongly Agree (5)	Agree (4)	Neutral (3)	Disagree (2)	Strongly Disagree (1)	1894	3.80	1.00	524 (27.67%)	697 (36.80%)	484 (25.55%)	145 (7.66%)	44 (2.32%)
Total	Mean	Std Dev	Strongly Agree (5)	Agree (4)	Neutral (3)	Disagree (2)	Strongly Disagree (1)										
1894	3.80	1.00	524 (27.67%)	697 (36.80%)	484 (25.55%)	145 (7.66%)	44 (2.32%)										

~ QUESTIONS AND DETAILS ~

~ ANSWER MATRICES ~

5. If there were sections in this course, discussion section was helpful - if not, leave blank.

Question Type: Likert

contributed by Department of Politics

Results for PLIR-4350-001							
Total	Mean	Std Dev	Strongly Agree (5)	Agree (4)	Neutral (3)	Disagree (2)	Strongly Disagree (1)
6	3.17	0.98	1 (16.67%)	0 (0.00%)	4 (66.67%)	1 (16.67%)	0 (0.00%)

Results for Politics Lectures - Spring, 2013							
Total	Mean	Std Dev	Strongly Agree (5)	Agree (4)	Neutral (3)	Disagree (2)	Strongly Disagree (1)
1276	4.17	0.95	562 (44.04%)	492 (38.56%)	135 (10.58%)	57 (4.47%)	30 (2.35%)

6. You are:

Question Type: Multiple Choice

contributed by Department of Politics

Results for PLIR-4350-001					
Total	a major in the Department of Politics (NA)	a major in the humanities (NA)	a major in History or another Social Science (NA)	not yet declared (NA)	other (NA)
21	18 (85.71%)	3 (14.29%)	0 (0.00%)	0 (0.00%)	0 (0.00%)

Results for Politics Lectures - Spring, 2013					
Total	a major in the Department of Politics (NA)	a major in the humanities (NA)	a major in History or another Social Science (NA)	not yet declared (NA)	other (NA)
1904	1184 (62.18%)	86 (4.52%)	129 (6.78%)	324 (17.02%)	181 (9.51%)

7. What year are you?

Question Type: Multiple Choice

contributed by Department of Politics

Results for PLIR-4350-001					
Total	First-year (NA)	Second-year (NA)	Third-year (NA)	Fourth-year (NA)	Graduate student (NA)
21	0 (0.00%)	2 (9.52%)	3 (14.29%)	16 (76.19%)	0 (0.00%)

Results for Politics Lectures - Spring, 2013					
Total	First-year (NA)	Second-year (NA)	Third-year (NA)	Fourth-year (NA)	Graduate student (NA)
1903	311 (16.34%)	626 (32.90%)	514 (27.01%)	417 (21.91%)	35 (1.84%)

8. What is your overall GPA in the College?

Question Type: Multiple Choice

contributed by Department of Politics

Results for PLIR-4350-001					
Total	3.6 or higher (NA)	3.2 to 3.59 (NA)	2.8 to 3.19 (NA)	2.4 to 2.79 (NA)	2.39 or lower (NA)
21	3 (14.29%)	13 (61.90%)	5 (23.81%)	0 (0.00%)	0 (0.00%)

Results for Politics Lectures - Spring, 2013					
Total	3.6 or higher (NA)	3.2 to 3.59 (NA)	2.8 to 3.19 (NA)	2.4 to 2.79 (NA)	2.39 or lower (NA)
1890	515 (27.25%)	831 (43.97%)	408 (21.59%)	120 (6.35%)	16 (0.85%)

9. Compared to other courses at this same level that you have taken in this Department, this course was:

Question Type: Multiple Choice

contributed by Department of Politics

Results for PLIR-4350-001				
Total	too difficult (NA)	about right (NA)	easy (NA)	very easy (NA)
21	3 (14.29%)	18 (85.71%)	0 (0.00%)	0 (0.00%)

Results for Politics Lectures - Spring, 2013				
Total	too difficult (NA)	about right (NA)	easy (NA)	very easy (NA)
1858	234 (12.59%)	1520 (81.81%)	91 (4.90%)	13 (0.70%)

10. What are the instructor's strengths and weaknesses in this course?

Question Type: Short Answer

contributed by Department of Politics

Results for PLIR-4350-001, Voss, M. Joel	
Total	Individual Answers
20	See below for Individual Results

The instructor seem to be very knowleagble about the topic he is teaching. I dont think he has weaknesses

Strengths: articulate, organized, stimulating, creative Weaknesses: Assigns too much reading

He was good at getting the main points across and helping students to see how different areas of humanitarian intervention are connected. I think it was great that he showed us documentaries to reinforce what we were learning. Due to the fact that this course had a lot of heavy reading which was sometimes hard to comprehend, I think it would have been better if in regards to the particularly difficult readings Prof. Voss went over the main points and key ideas before launching into class discussion.

Professor Voss is the best political science professor that I have had thus far. I appreciated his ability to use technology to teach the class, which is something that some professors are not able to do. He is extremely knowledgable about his subject material and is able to bring it to life. I could go on, but let it be said that he is an excellent professor.

Strengths: clearly presents concepts and ideas in class for students and allows ample discussion Weaknesses: sometimes the discussion does not incorporate the readings as much

Professor Voss's strength is his deep interest in the subject and his passion for teaching clearly comes across

Strengths: makes the material accessible, can simplify difficult material, incorporates current events into the fold Weaknesses: Flow of the syllabus could have been strengthened, spend more time on R2P & UN to build a stronger base knowledge for those who are new to the topic, lectures could be scattered at times

strengths: got to know students - made it a priority and was very approachable, very smart and tried to make us think deeply about difficult/complicated issues, movies showed in class were very good, overall great instructor

Professor Voss is both extremely organized and knowledgable about the course material.

Very intelligent, which allows for us to really learn more about each case. Weakness is that he is sarcastic, but that's understandable given the amount of depressing cases he has been studying on humanitarian intervention.

The course was very engaging and stimulating and made me see humanitarian issues from many perspectives (theory and also ethics, law, politics) Maybe sometimes it would have been helpful to get more feedback concerning the project and midterm, but they were fair concerning the amount of work to cover.

Joel's greatest strength was that he was extremely down to earth and had both a progressive and practical approach to the course material. He recognized the nature of the material and went to great lengths to make sure it was engaging and not overly depressing for the students. He was interesting to listen to and had great jokes that few people seemed to really appreciate and I always looked forward to what he had to say. No real weaknesses come to mind about his ability as an instructor.

Joel is extremely intelligent and knowledgeable about the course material. He was able to answer any question asked without hesitation and with a historical or theoretical background to support his answer. He posed open ended questions to the class that forced us to think critically and apply readings appropriately.

Professor Voss is one of the most intellectually-stimulating teachers I have ever had at this school. He made me constantly re-think the way I perceive politics and different humanitarian situations. At first I believed he highly over-estimated the expected levels of an undergraduate but as the semester progressed I thought his expectations were very reasonable.

Strengths: Wonderful at stimulating thought, intellectual debate, master in material.

I really enjoyed Joel's teaching style -- he made the class comfortable and an open environment for discussion.

He's engaging, always has a plan for how each lecture is meant to go. It wasn't always discussing readings. He changed it up on occasion with movies and activities that drove home the main points of each section.

Professor Voss asked poignant questions that forced us to think critically and develop intelligent responses. He also took a practical approach to politics as opposed to a theoretical approach which I think will be beneficial to us.

Extremely engaging, very good at stimulating conversation and getting us involved with the texts. Self-deprication.

~ QUESTIONS AND DETAILS ~

~ ANSWER MATRICES ~

I suppose this may be my own fault, but throughout the semester it was assumed that we knew the details of various conflicts that happened throughout history. I did not always know the history of these conflicts and was sometimes confused in class discussion. I think a review of some of these issues would be helpful.

11. In your opinion, did the instructor welcome alternative viewpoints? Did the instructor treat all students fairly? Why do you feel this way?

Question Type: Short Answer

contributed by Department of Politics

Results for PLIR-4350-001, Voss, M. Joel	
Total	Individual Answers
20	See below for Individual Results

Definitely

Yes, he really encouraged us to push our boundaries.

He did welcome alternative viewpoints and in fact, he encouraged them. He treated all students fairly.

Yes. It was clear by his responses and reactions to students that he understood that there were different many approaches to humanitarian intervention and many elements which could be interpreted in different ways.

He did welcome alternative views and treated all students fairly because he encouraged students to disagree with him and called on anyone who raised their hand.

Yes. He in fact encouraged students to disagree sometimes. He wanted discussions among the students in the class, so dissenting opinions were welcome.

I think the instructor did welcome new points of view and he treated everyone very fair. He is as we say " very chill"

The instructor always stimulated conversation and an interactive class setting. He treated everyone fairly and welcomed everyone's opinion.

Professor Voss was open to all viewpoints and would explain political situations from both sides of the spectrum. This allowed students with various opinions to feel open to sharing their opinions about class material.

Yes.

Yes, I believe that the students could express their opinion freely and Professor Voss was welcoming of that.

Joel certainly has an opinion on things but he did a good job of not presenting it head-on and let us discuss our own opinions and the various different options. He treated everyone fairly and never made anyone feel badly about their opinions -- although he did adequately argue against some points that people made.

Discussion based lectures where students had to talk in a small class. This made multiple viewpoints lead the discussion for the class

Always to both- He never would openly disagree with students and their opinions

Yes, absolutely.

He loved alternative viewpoints. He welcomes them in order for the class to challenge each other. All the students were treated very fairly because it was obvious that he didn't have any favorites.

Yes, he absolutely offers alternative viewpoints and treated students fairly.

Yes, yes; he specifically posed viewpoints and asked people to debate with him and argue just to try to see all of the different sides.

Joel was very open to different ideas and viewpoints. He let the class speak up and voice their opinions on things. Made you think critically about the material. Overall, very fair to everyone.

Yes. Aside from class discussion, Joel encouraged different points of view in regards to all aspects of life. For example, one day a representative from a liberal leaning NGO came to speak with us about job opportunities, and following the presentation, he clarified that if any conservative groups wanted to come in (or any group for that matter), he would welcome them.

12. What are the strengths and weaknesses of the readings in this course? How would you evaluate the reading load - was it too heavy, too light, or just about right?

Question Type: Short Answer

contributed by Department of Politics

Results for PLIR-4350-001	
Total	Individual Answers
20	See below for Individual Results

Reading could be dry but towards the end of the course was very interesting

Readings were relevant to our weekly discussions. Especially when it came to case studies on individual countries, I learned a lot from the readings. Some of the legal readings were dense, but he encouraged us to skim them and maintain a basic understanding.

Some of the reading was long but I enjoyed them.

Readings could get a little excessive at times, but overall he understood that skimming was necessary.

Most of the reading was very relevant and a great supplement to the course material. However, the reading could be a little excessive at times and as the semester went on, it became harder and harder to keep up with them.

Just right.

The readings are very long. We are supposed to skim but I a very bad at skimming. After all we just need the general ideas. Maybe make the readings shorter

The reading was fairly heavy, but it was a lot of material to cover. He did go over all the readings in class, whcih was very useful

Strength- Had no knowledge of humanitarian intervention prior to course but readings helped understand the material and put pieces together. Weakness- some are very dense and thus are tough to get through (often ignored some). Many of the readings were from a Western perspective. It would be great to get viewpoints from many of these conflict regions that we discussed in class.

A little heavy, though it is a seminar course. Only had to buy two books & put a lot on collab which was very thoughtful.

Strengths: All readings were interesting and closely related to course subjects Weaknesses: Many of the readings were too long and had to be skimmed, so some information may have been lost

a little too heavy on the reading load. While it is a manageable amount, I would have liked more time to read and not skimmed. Really interesting readings though.

I liked the readings a lot. I thought that they weren't too heavy and were all really interesting-- I even cited them in assignments for other classes.

The readings were mostly interesting but tended to be dense. The reading load was heavy but that should be expected of a 4000-level course. As previously expressed it would have been nice to get some help in understanding the dense readings before starting our discussions. However, I got a pretty good grasp of the week's reading by the end of class.

The reading level was normal for an upper-level course.

A little heavy. I understand it's a 4000 seminar, but my biggest complaint this semester is that I never had the time to devote to this class that it required, and for that I feel that my work was often sub-par.

The reading load was a appropriate for the level of the class, and all the readings were interesting.

The work load was not too difficult. Occasionally some of the material was too dense

I would say 80% of the articles were very beneficial and supplemental to my understanding of the course material -- however the other 20% was wordy statutes and referendums that I put way too much effort into understanding at the beginning of the semester. However, by the end Joel understood that it was only necessary to get a gist of the article and that made it better for me.

I thought that the readings were very interesting and the reading load was about right. I think less time could be spent on the NGO reading and more time spent on the "intervention timeline."

~ QUESTIONS AND DETAILS ~

~ ANSWER MATRICES ~

13. What are the strengths and weaknesses of this course? What suggestions would you make for improving the course?

Question Type: Short Answer

contributed by Department of Politics

Results for PLIR-4350-001	
Total	Individual Answers
18	See below for Individual Results

The course is very useful to ethical, legal, and political viewpoints concerning humanitarian intervention. No weaknesses.

strengths: small, discussion based, only people who are interested in the material stay and want to have good discussions, controversial material is talked about that is impacting our current lives
weaknesses: more structured lectures, more structured syllabus

The same things noted in the previous responses.

N/A. It's fine the way it's structured right now.

there are no weaknesses. I just dont think a 20 page paper is a reasonable amount. Thats a long paper.

I loved this course. I think we should focus on more specific cases and less on theory.

Strength was the ability to converse openly in class about our opinions of each case. Weakness was the ambiguity of certain cases. Not having a clear answer as to what the best course of action would be in each case. I wouldn't suggest much. The professor really integrated the best combination of video aids, discussion, and reading that was necessary in this subject.

I am of the mind that a course of that nature should meet once a week for a long session, not twice a week for only an hour and fifteen minutes.

The only thing that sometimes hindered my learning experience was that you could tell some people did NOT want to be there. I wish more people would have spoken up which I realize is not a reflection on the professor but wouldn't have minded if people had been called out for not participating. Other classes of mine have the option of writing on a discussion thread for those who don't like speaking out in class and I think that would be a good suggestion.

n/a

make it once a week for 2.5 hours instead of split up -made course seem a bit disjointed

I believe that the course has helped us to think critically and speak intelligently about the issue of interventions. It has also introduced us to human rights and opened our eyes to problems around the world. My one improvement would be to move the final paper to before Foxfields. Foxfield weekend is a big weekend and most of the fourth years did not do much of their work on the paper during that weekend. It would be nice to have it done and not have to worry about it before foxfield.

The greatest strength of this course is how it really challenges the way many politics majors have come to think of international relations and the way that the world works. The emphasis on practicality is really crucial to this course because so much of what students learn is theoretical or idealized and not a reflection of the way things actually manifest themselves in the world. The only weakness that comes to mind is sometimes I felt that alot of the actual learning of concepts came from doing the readings and the lectures were really just meant for discussion and debate. Obviously, I learned a lot from the discussions but sometimes if I fell behind in the reading, I would have absolutely no idea what was being talked about. Furthermore, some current events that we spent a lot of time on like in Syria seemed to require some prior knowledge because I don't know if I still understand what is exactly happening in Syria to this day.

If the class was more structured it would be helpful

Would be great to have students present their final research papers/thesis/ideas on last day. Also a class debate on intervention/nonintervention in a country would be a cool addition.

As mentioned, perhaps a review of some of the issues.

It's really depressing, but probably rightfully so. I would say more inclusion of Just War Theory for context purposes would be helpful.

Strength is that many of the course subjects are contemporary and the use of videos strongly impacted the students. Weakness would be again, some of the readings were just too long to be helpful. Suggestions would be maybe assign only certain sections of longer articles.

~ QUESTIONS AND DETAILS ~

~ ANSWER MATRICES ~

14. Would you recommend this course to others? Why or why not?

Question Type: Short Answer

contributed by Department of Politics

Results for PLIR-4350-001	
Total	Individual Answers
20	See below for Individual Results

- Yes, it's topical and interesting. It encourages students to stay up to date with current events.
- Yes because of Joel, but also because there are not enough classes like this taught here at UVA. This class sheds new light on HI
- I would highly recommend this course to others because the material is very interesting and Joel is also a great instructor.
- Yes, it's a great class.
- Yes
- Yes, I absolutely would recommend this course and Professor Voss to others because he is extremely knowledgeable and approachable, regardless of how knowledgeable you were when the course began.
- Yes. You gain a perspective of the world and how interventions works that you wouldn't get anywhere else. Joel is also very passionate about the subject and so he is a great teacher to have. He seems to really care about his students too.
- I would recommend this class because I found the subject to be important and that there are no other classes that offer this perspective at UVA. It is one of the best politics classes I have taken.
- Yes. It is frustrating, yet very interesting and stimulating especially for people who like to find solutions to big problems.
- YES! A lot because it opens your mind to global issues and realities we currently face.
- Yes, Professor Voss is a fun and intelligent professor and the course material is interesting.
- Yes. It's really interesting and easy to want to learn about.
- I would recommend this course to others, regardless of the professor, because the course material was extremely interesting.
- Absolutely. This has honestly been one of the most beneficial classes, even though I certainly will not get the best grade, this is one of the only courses I would say is totally worth it even if you don't get the material. You will understand it and you will learn a lot.
- Yes, it's very interesting and structured in a way which forces you to think beyond the material
- Yes. It was very interesting to hear about so many countries I don't hear about daily.
- Yes- made me more attuned to the news & gave me an appreciation for many different parts of the world
- Yes. Stimulating conversation about an overlooked and unfortunate aspect of modern day society. It opened my eyes to many events I had never taken the initiative to research or completely understand. As he stated on the first day "this class will make you depressed" and while that is true, our discussions made me want to intervene and make a difference, so I think that "depression" has had a positive impact.
- I would recommend anyone to a class being taught by Professor Voss.
- I would certainly recommend it because of the graphic movies we watched in class. All majors and not just politics majors should be exposed to these kinds of movies to understand the degree of violence some people go through and to stop the collective passion that they practice.

15. The average number of hours per week I spent outside of class preparing for this course was:

Question Type: Multiple Choice

contributed by Office of the Provost

Results for PLIR-4350-001					
Total	Less than 1 (NA)	1 - 3 (NA)	4 - 6 (NA)	7 - 9 (NA)	10 or more (NA)
21	0 (0.00%)	4 (19.05%)	15 (71.43%)	2 (9.52%)	0 (0.00%)

Results for Politics Lectures - Spring, 2013					
Total	Less than 1 (NA)	1 - 3 (NA)	4 - 6 (NA)	7 - 9 (NA)	10 or more (NA)
1900	68 (3.58%)	867 (45.63%)	796 (41.89%)	139 (7.32%)	30 (1.58%)

~ QUESTIONS AND DETAILS ~

~ ANSWER MATRICES ~

16. I learned a great deal in this course.

Question Type: Likert

contributed by Office of the Provost

Results for PLIR-4350-001							
Total	Mean	Std Dev	Strongly Agree (5)	Agree (4)	Neutral (3)	Disagree (2)	Strongly Disagree (1)
21	4.81	0.40	17 (80.95%)	4 (19.05%)	0 (0.00%)	0 (0.00%)	0 (0.00%)

Results for Politics Lectures - Spring, 2013							
Total	Mean	Std Dev	Strongly Agree (5)	Agree (4)	Neutral (3)	Disagree (2)	Strongly Disagree (1)
1896	4.20	0.84	763 (40.24%)	850 (44.83%)	200 (10.55%)	61 (3.22%)	22 (1.16%)

17. Overall, this was a worthwhile course.

Question Type: Likert

contributed by Office of the Provost

Results for PLIR-4350-001							
Total	Mean	Std Dev	Strongly Agree (5)	Agree (4)	Neutral (3)	Disagree (2)	Strongly Disagree (1)
20	5.00	0.00	20 (100.00%)	0 (0.00%)	0 (0.00%)	0 (0.00%)	0 (0.00%)

Results for Politics Lectures - Spring, 2013							
Total	Mean	Std Dev	Strongly Agree (5)	Agree (4)	Neutral (3)	Disagree (2)	Strongly Disagree (1)
1896	4.18	0.92	815 (42.99%)	772 (40.72%)	182 (9.60%)	94 (4.96%)	33 (1.74%)

18. The course's goals and requirements were defined and adhered to by the instructor.

Question Type: Likert

contributed by Office of the Provost

Results for PLIR-4350-001, Voss, M. Joel							
Total	Mean	Std Dev	Strongly Agree (5)	Agree (4)	Neutral (3)	Disagree (2)	Strongly Disagree (1)
21	4.43	0.51	9 (42.86%)	12 (57.14%)	0 (0.00%)	0 (0.00%)	0 (0.00%)

Results for Politics Lectures - Spring, 2013							
Total	Mean	Std Dev	Strongly Agree (5)	Agree (4)	Neutral (3)	Disagree (2)	Strongly Disagree (1)
1915	4.33	0.77	899 (46.95%)	818 (42.72%)	139 (7.26%)	43 (2.25%)	16 (0.84%)

19. The instructor was approachable and made himself/herself available to students outside the classroom.

Question Type: Likert

contributed by Office of the Provost

Results for PLIR-4350-001, Voss, M. Joel							
Total	Mean	Std Dev	Strongly Agree (5)	Agree (4)	Neutral (3)	Disagree (2)	Strongly Disagree (1)
20	4.75	0.55	16 (80.00%)	3 (15.00%)	1 (5.00%)	0 (0.00%)	0 (0.00%)

Results for Politics Lectures - Spring, 2013							
Total	Mean	Std Dev	Strongly Agree (5)	Agree (4)	Neutral (3)	Disagree (2)	Strongly Disagree (1)
1922	4.27	0.82	904 (47.03%)	698 (36.32%)	275 (14.31%)	31 (1.61%)	14 (0.73%)

20. Overall, the instructor was an effective teacher.

Question Type: Likert

contributed by Office of the Provost

Results for PLIR-4350-001, Voss, M. Joel							
Total	Mean	Std Dev	Strongly Agree (5)	Agree (4)	Neutral (3)	Disagree (2)	Strongly Disagree (1)
21	4.90	0.30	19 (90.48%)	2 (9.52%)	0 (0.00%)	0 (0.00%)	0 (0.00%)

Results for Politics Lectures - Spring, 2013							
Total	Mean	Std Dev	Strongly Agree (5)	Agree (4)	Neutral (3)	Disagree (2)	Strongly Disagree (1)
1934	4.23	0.90	876 (45.29%)	779 (40.28%)	171 (8.84%)	72 (3.72%)	36 (1.86%)

~ QUESTIONS AND DETAILS ~

~ ANSWER MATRICES ~

21. Please make any overall comments or observations about this course:

~
Question Type: Short Answer

~
contributed by Office of the Provost

Results for PLIR-4350-001	
Total	Individual Answers
9	See below for Individual Results

Amazing class

Really enjoyed this professor. One of my favorites in the entire Foreign Affairs department. Engaging lecturer and knowledgeable on most every Humanitarian Intervention case.

Good luck in your job search and life isn't as depressing as this class makes it out to be!

why would you not higher him? He is a great professor and adds new life to the politics department. UVa alum. Having him leave is a mistake.

Hire Professor Voss full time. He will be an amazing asset to the department and UVa.

I learned so much and have an entirely new outlook on politics, international relations, and our role to help others. Thanks for a great semester and best of luck on the job hunt! You'll be a great teacher.

Joel made himself very approachable. Always let us know about office hours. Also would send us links to articles and sites that related to what we were currently learning or the class in general. really appreciated that.

N/A

please don't assign 20 page papers again. They are very long

STS 4600-013 Eng Ethics Prof Responsibility - Spring 2013

ENGR (18305)

INSTRUCTORS: Voss, M. Joel (mjb3h)

Respondents: 29 / Enrollment: 29

Summary: STS 4600-013 Eng Ethics Prof Responsibility - Spring 2013 (18305)	
Overall Course Rating STS-4600-013 Mean 4.28 STS-4600-013 Std Dev 0.80 STS-4600-013 Response Count 144	Overall Instructor Rating INSTRUCTOR: Voss, M. Joel Mean 4.58 Std Dev 0.57 Response Count 201
Difference from Category Mean, Expressed in Category Standard Deviations 	Difference from Category Mean, Expressed in Category Standard Deviations
SEAS, 4000-level courses Mean 4.15 SEAS, 4000-level courses Std Dev 0.88 SEAS, 4000-level courses Response Count 7666	SEAS, 4000-level courses Mean 4.27 SEAS, 4000-level courses Std Dev 0.89 SEAS, 4000-level courses Response Count 11021

~ QUESTIONS AND DETAILS ~	~ ANSWER MATRICES ~																																																						
<p>1. The course addressed technically rigorous subject matter consistent with the course objectives.</p> <p style="text-align: center;">Question Type: Likert</p> <p style="text-align: center;"><i>contributed by Dean of the School of Engineering and Applied Science</i></p>	<table border="1"> <thead> <tr> <th colspan="9">Results for STS-4600-013</th> </tr> <tr> <th>Total</th> <th>Mean</th> <th>Std Dev</th> <th>Strongly Agree (5)</th> <th>Agree (4)</th> <th>Neutral (3)</th> <th>Disagree (2)</th> <th>Strongly Disagree (1)</th> <th>Not Applicable (NA)</th> </tr> </thead> <tbody> <tr> <td>29</td> <td>4.33</td> <td>0.73</td> <td>12 (41.38%)</td> <td>13 (44.83%)</td> <td>1 (3.45%)</td> <td>1 (3.45%)</td> <td>0 (0.00%)</td> <td>2 (6.90%)</td> </tr> </tbody> </table> <table border="1"> <thead> <tr> <th colspan="9">Results for SEAS, 4000-level courses</th> </tr> <tr> <th>Total</th> <th>Mean</th> <th>Std Dev</th> <th>Strongly Agree (5)</th> <th>Agree (4)</th> <th>Neutral (3)</th> <th>Disagree (2)</th> <th>Strongly Disagree (1)</th> <th>Not Applicable (NA)</th> </tr> </thead> <tbody> <tr> <td>1533</td> <td>4.29</td> <td>0.79</td> <td>680 (44.36%)</td> <td>662 (43.18%)</td> <td>123 (8.02%)</td> <td>34 (2.22%)</td> <td>15 (0.98%)</td> <td>19 (1.24%)</td> </tr> </tbody> </table>	Results for STS-4600-013									Total	Mean	Std Dev	Strongly Agree (5)	Agree (4)	Neutral (3)	Disagree (2)	Strongly Disagree (1)	Not Applicable (NA)	29	4.33	0.73	12 (41.38%)	13 (44.83%)	1 (3.45%)	1 (3.45%)	0 (0.00%)	2 (6.90%)	Results for SEAS, 4000-level courses									Total	Mean	Std Dev	Strongly Agree (5)	Agree (4)	Neutral (3)	Disagree (2)	Strongly Disagree (1)	Not Applicable (NA)	1533	4.29	0.79	680 (44.36%)	662 (43.18%)	123 (8.02%)	34 (2.22%)	15 (0.98%)	19 (1.24%)
Results for STS-4600-013																																																							
Total	Mean	Std Dev	Strongly Agree (5)	Agree (4)	Neutral (3)	Disagree (2)	Strongly Disagree (1)	Not Applicable (NA)																																															
29	4.33	0.73	12 (41.38%)	13 (44.83%)	1 (3.45%)	1 (3.45%)	0 (0.00%)	2 (6.90%)																																															
Results for SEAS, 4000-level courses																																																							
Total	Mean	Std Dev	Strongly Agree (5)	Agree (4)	Neutral (3)	Disagree (2)	Strongly Disagree (1)	Not Applicable (NA)																																															
1533	4.29	0.79	680 (44.36%)	662 (43.18%)	123 (8.02%)	34 (2.22%)	15 (0.98%)	19 (1.24%)																																															
<p>2. The instructor used methods other than/in addition to traditional lectures (for example, active learning, in-class problems, collaborative learning, in-class discussion) effectively in this course.</p> <p style="text-align: center;">Question Type: Likert</p> <p style="text-align: center;"><i>contributed by Dean of the School of Engineering and Applied Science</i></p>	<table border="1"> <thead> <tr> <th colspan="9">Results for STS-4600-013, Voss, M. Joel</th> </tr> <tr> <th>Total</th> <th>Mean</th> <th>Std Dev</th> <th>Strongly Agree (5)</th> <th>Agree (4)</th> <th>Neutral (3)</th> <th>Disagree (2)</th> <th>Strongly Disagree (1)</th> <th>Not Applicable (NA)</th> </tr> </thead> <tbody> <tr> <td>29</td> <td>4.72</td> <td>0.53</td> <td>22 (75.86%)</td> <td>6 (20.69%)</td> <td>1 (3.45%)</td> <td>0 (0.00%)</td> <td>0 (0.00%)</td> <td>0 (0.00%)</td> </tr> </tbody> </table> <table border="1"> <thead> <tr> <th colspan="9">Results for SEAS, 4000-level courses</th> </tr> <tr> <th>Total</th> <th>Mean</th> <th>Std Dev</th> <th>Strongly Agree (5)</th> <th>Agree (4)</th> <th>Neutral (3)</th> <th>Disagree (2)</th> <th>Strongly Disagree (1)</th> <th>Not Applicable (NA)</th> </tr> </thead> <tbody> <tr> <td>1578</td> <td>4.18</td> <td>0.97</td> <td>694 (43.98%)</td> <td>556 (35.23%)</td> <td>163 (10.33%)</td> <td>76 (4.82%)</td> <td>37 (2.34%)</td> <td>52 (3.30%)</td> </tr> </tbody> </table>	Results for STS-4600-013, Voss, M. Joel									Total	Mean	Std Dev	Strongly Agree (5)	Agree (4)	Neutral (3)	Disagree (2)	Strongly Disagree (1)	Not Applicable (NA)	29	4.72	0.53	22 (75.86%)	6 (20.69%)	1 (3.45%)	0 (0.00%)	0 (0.00%)	0 (0.00%)	Results for SEAS, 4000-level courses									Total	Mean	Std Dev	Strongly Agree (5)	Agree (4)	Neutral (3)	Disagree (2)	Strongly Disagree (1)	Not Applicable (NA)	1578	4.18	0.97	694 (43.98%)	556 (35.23%)	163 (10.33%)	76 (4.82%)	37 (2.34%)	52 (3.30%)
Results for STS-4600-013, Voss, M. Joel																																																							
Total	Mean	Std Dev	Strongly Agree (5)	Agree (4)	Neutral (3)	Disagree (2)	Strongly Disagree (1)	Not Applicable (NA)																																															
29	4.72	0.53	22 (75.86%)	6 (20.69%)	1 (3.45%)	0 (0.00%)	0 (0.00%)	0 (0.00%)																																															
Results for SEAS, 4000-level courses																																																							
Total	Mean	Std Dev	Strongly Agree (5)	Agree (4)	Neutral (3)	Disagree (2)	Strongly Disagree (1)	Not Applicable (NA)																																															
1578	4.18	0.97	694 (43.98%)	556 (35.23%)	163 (10.33%)	76 (4.82%)	37 (2.34%)	52 (3.30%)																																															
<p>3. There was a reasonable level of effort expected for the credit hours received.</p> <p style="text-align: center;">Question Type: Likert</p> <p style="text-align: center;"><i>contributed by Dean of the School of Engineering and Applied Science</i></p>	<table border="1"> <thead> <tr> <th colspan="9">Results for STS-4600-013</th> </tr> <tr> <th>Total</th> <th>Mean</th> <th>Std Dev</th> <th>Strongly Agree (5)</th> <th>Agree (4)</th> <th>Neutral (3)</th> <th>Disagree (2)</th> <th>Strongly Disagree (1)</th> <th>Not Applicable (NA)</th> </tr> </thead> <tbody> <tr> <td>29</td> <td>4.52</td> <td>0.57</td> <td>16 (55.17%)</td> <td>12 (41.38%)</td> <td>1 (3.45%)</td> <td>0 (0.00%)</td> <td>0 (0.00%)</td> <td>0 (0.00%)</td> </tr> </tbody> </table> <table border="1"> <thead> <tr> <th colspan="9">Results for SEAS, 4000-level courses</th> </tr> <tr> <th>Total</th> <th>Mean</th> <th>Std Dev</th> <th>Strongly Agree (5)</th> <th>Agree (4)</th> <th>Neutral (3)</th> <th>Disagree (2)</th> <th>Strongly Disagree (1)</th> <th>Not Applicable (NA)</th> </tr> </thead> <tbody> <tr> <td>1534</td> <td>4.30</td> <td>0.80</td> <td>685 (44.65%)</td> <td>696 (45.37%)</td> <td>83 (5.41%)</td> <td>46 (3.00%)</td> <td>19 (1.24%)</td> <td>5 (0.33%)</td> </tr> </tbody> </table>	Results for STS-4600-013									Total	Mean	Std Dev	Strongly Agree (5)	Agree (4)	Neutral (3)	Disagree (2)	Strongly Disagree (1)	Not Applicable (NA)	29	4.52	0.57	16 (55.17%)	12 (41.38%)	1 (3.45%)	0 (0.00%)	0 (0.00%)	0 (0.00%)	Results for SEAS, 4000-level courses									Total	Mean	Std Dev	Strongly Agree (5)	Agree (4)	Neutral (3)	Disagree (2)	Strongly Disagree (1)	Not Applicable (NA)	1534	4.30	0.80	685 (44.65%)	696 (45.37%)	83 (5.41%)	46 (3.00%)	19 (1.24%)	5 (0.33%)
Results for STS-4600-013																																																							
Total	Mean	Std Dev	Strongly Agree (5)	Agree (4)	Neutral (3)	Disagree (2)	Strongly Disagree (1)	Not Applicable (NA)																																															
29	4.52	0.57	16 (55.17%)	12 (41.38%)	1 (3.45%)	0 (0.00%)	0 (0.00%)	0 (0.00%)																																															
Results for SEAS, 4000-level courses																																																							
Total	Mean	Std Dev	Strongly Agree (5)	Agree (4)	Neutral (3)	Disagree (2)	Strongly Disagree (1)	Not Applicable (NA)																																															
1534	4.30	0.80	685 (44.65%)	696 (45.37%)	83 (5.41%)	46 (3.00%)	19 (1.24%)	5 (0.33%)																																															

~ QUESTIONS AND DETAILS ~

~ ANSWER MATRICES ~

4. The homework assignments helped me learn the subject matter.

Question Type: Likert

contributed by Dean of the School of Engineering and Applied Science

Results for STS-4600-013								
Total	Mean	Std Dev	Strongly Agree (5)	Agree (4)	Neutral (3)	Disagree (2)	Strongly Disagree (1)	Not Applicable (NA)
29	4.46	0.66	13 (44.83%)	9 (31.03%)	2 (6.90%)	0 (0.00%)	0 (0.00%)	5 (17.24%)

Results for SEAS, 4000-level courses								
Total	Mean	Std Dev	Strongly Agree (5)	Agree (4)	Neutral (3)	Disagree (2)	Strongly Disagree (1)	Not Applicable (NA)
1531	4.12	0.90	519 (33.90%)	581 (37.95%)	179 (11.69%)	59 (3.85%)	20 (1.31%)	173 (11.30%)

5. The textbook increased my understanding of the material.

Question Type: Likert

contributed by Dean of the School of Engineering and Applied Science

Results for STS-4600-013								
Total	Mean	Std Dev	Strongly Agree (5)	Agree (4)	Neutral (3)	Disagree (2)	Strongly Disagree (1)	Not Applicable (NA)
28	3.70	1.03	6 (21.43%)	11 (39.29%)	7 (25.00%)	2 (7.14%)	1 (3.57%)	1 (3.57%)

Results for SEAS, 4000-level courses								
Total	Mean	Std Dev	Strongly Agree (5)	Agree (4)	Neutral (3)	Disagree (2)	Strongly Disagree (1)	Not Applicable (NA)
1534	3.83	1.02	293 (19.10%)	377 (24.58%)	226 (14.73%)	74 (4.82%)	28 (1.83%)	536 (34.94%)

6. The course material was well organized and developed.

Question Type: Likert

contributed by Dean of the School of Engineering and Applied Science

Results for STS-4600-013, Voss, M. Joel								
Total	Mean	Std Dev	Strongly Agree (5)	Agree (4)	Neutral (3)	Disagree (2)	Strongly Disagree (1)	Not Applicable (NA)
29	4.52	0.51	15 (51.72%)	14 (48.28%)	0 (0.00%)	0 (0.00%)	0 (0.00%)	0 (0.00%)

Results for SEAS, 4000-level courses								
Total	Mean	Std Dev	Strongly Agree (5)	Agree (4)	Neutral (3)	Disagree (2)	Strongly Disagree (1)	Not Applicable (NA)
1574	4.09	0.99	621 (39.45%)	602 (38.25%)	180 (11.44%)	86 (5.46%)	42 (2.67%)	43 (2.73%)

7. The instructor was knowledgeable about the subject matter.

Question Type: Likert

contributed by Dean of the School of Engineering and Applied Science

Results for STS-4600-013, Voss, M. Joel								
Total	Mean	Std Dev	Strongly Agree (5)	Agree (4)	Neutral (3)	Disagree (2)	Strongly Disagree (1)	Not Applicable (NA)
27	4.78	0.42	21 (77.78%)	6 (22.22%)	0 (0.00%)	0 (0.00%)	0 (0.00%)	0 (0.00%)

Results for SEAS, 4000-level courses								
Total	Mean	Std Dev	Strongly Agree (5)	Agree (4)	Neutral (3)	Disagree (2)	Strongly Disagree (1)	Not Applicable (NA)
1569	4.51	0.79	972 (61.95%)	462 (29.45%)	64 (4.08%)	28 (1.78%)	23 (1.47%)	20 (1.27%)

8. The instructor was well prepared for class.

Question Type: Likert

contributed by Dean of the School of Engineering and Applied Science

Results for STS-4600-013, Voss, M. Joel								
Total	Mean	Std Dev	Strongly Agree (5)	Agree (4)	Neutral (3)	Disagree (2)	Strongly Disagree (1)	Not Applicable (NA)
29	4.45	0.57	14 (48.28%)	14 (48.28%)	1 (3.45%)	0 (0.00%)	0 (0.00%)	0 (0.00%)

Results for SEAS, 4000-level courses								
Total	Mean	Std Dev	Strongly Agree (5)	Agree (4)	Neutral (3)	Disagree (2)	Strongly Disagree (1)	Not Applicable (NA)
1576	4.33	0.88	800 (50.76%)	541 (34.33%)	119 (7.55%)	50 (3.17%)	26 (1.65%)	40 (2.54%)

~ QUESTIONS AND DETAILS ~

~ ANSWER MATRICES ~

9. I received adequate preparation from the prior courses in the curriculum to be successful in this course.

Question Type: Likert

contributed by Dean of the School of Engineering and Applied Science

Results for STS-4600-013								
Total	Mean	Std Dev	Strongly Agree (5)	Agree (4)	Neutral (3)	Disagree (2)	Strongly Disagree (1)	Not Applicable (NA)
29	4.38	0.70	13 (44.83%)	10 (34.48%)	3 (10.34%)	0 (0.00%)	0 (0.00%)	3 (10.34%)

Results for SEAS, 4000-level courses								
Total	Mean	Std Dev	Strongly Agree (5)	Agree (4)	Neutral (3)	Disagree (2)	Strongly Disagree (1)	Not Applicable (NA)
1534	4.10	0.87	542 (35.33%)	680 (44.33%)	200 (13.04%)	69 (4.50%)	16 (1.04%)	27 (1.76%)

10. The grading policy was fair.

Question Type: Likert

contributed by Dean of the School of Engineering and Applied Science

Results for STS-4600-013, Voss, M. Joel								
Total	Mean	Std Dev	Strongly Agree (5)	Agree (4)	Neutral (3)	Disagree (2)	Strongly Disagree (1)	Not Applicable (NA)
29	4.62	0.56	19 (65.52%)	9 (31.03%)	1 (3.45%)	0 (0.00%)	0 (0.00%)	0 (0.00%)

Results for SEAS, 4000-level courses								
Total	Mean	Std Dev	Strongly Agree (5)	Agree (4)	Neutral (3)	Disagree (2)	Strongly Disagree (1)	Not Applicable (NA)
1578	4.23	0.82	655 (41.51%)	661 (41.89%)	163 (10.33%)	44 (2.79%)	15 (0.95%)	40 (2.53%)

11. The instructor responded adequately to in-class questions.

Question Type: Likert

contributed by Dean of the School of Engineering and Applied Science

Results for STS-4600-013, Voss, M. Joel								
Total	Mean	Std Dev	Strongly Agree (5)	Agree (4)	Neutral (3)	Disagree (2)	Strongly Disagree (1)	Not Applicable (NA)
29	4.76	0.44	22 (75.86%)	7 (24.14%)	0 (0.00%)	0 (0.00%)	0 (0.00%)	0 (0.00%)

Results for SEAS, 4000-level courses								
Total	Mean	Std Dev	Strongly Agree (5)	Agree (4)	Neutral (3)	Disagree (2)	Strongly Disagree (1)	Not Applicable (NA)
1577	4.37	0.81	800 (50.73%)	580 (36.78%)	98 (6.21%)	39 (2.47%)	19 (1.20%)	41 (2.60%)

12. The instructor effectively used technology in support of the learning goals for this course.

Question Type: Likert

contributed by Dean of the School of Engineering and Applied Science

Results for STS-4600-013, Voss, M. Joel								
Total	Mean	Std Dev	Strongly Agree (5)	Agree (4)	Neutral (3)	Disagree (2)	Strongly Disagree (1)	Not Applicable (NA)
29	4.24	0.74	12 (41.38%)	12 (41.38%)	5 (17.24%)	0 (0.00%)	0 (0.00%)	0 (0.00%)

Results for SEAS, 4000-level courses								
Total	Mean	Std Dev	Strongly Agree (5)	Agree (4)	Neutral (3)	Disagree (2)	Strongly Disagree (1)	Not Applicable (NA)
1569	4.20	0.86	614 (39.13%)	643 (40.98%)	165 (10.52%)	42 (2.68%)	24 (1.53%)	81 (5.16%)

13. The average number of hours per week I spent outside of class preparing for this course was:

Question Type: Multiple Choice

contributed by Office of the Provost

Results for STS-4600-013					
Total	Less than 1 (NA)	1 - 3 (NA)	4 - 6 (NA)	7 - 9 (NA)	10 or more (NA)
29	1 (3.45%)	18 (62.07%)	10 (34.48%)	0 (0.00%)	0 (0.00%)

Results for SEAS, 4000-level courses					
Total	Less than 1 (NA)	1 - 3 (NA)	4 - 6 (NA)	7 - 9 (NA)	10 or more (NA)
1540	60 (3.90%)	555 (36.04%)	639 (41.49%)	198 (12.86%)	88 (5.71%)

~ QUESTIONS AND DETAILS ~	~ ANSWER MATRICES ~																
<p>14. I learned a great deal in this course.</p> <p>~ Question Type: Likert ~ contributed by Office of the Provost</p>	Results for STS-4600-013																
	<table border="1"> <thead> <tr> <th>Total</th> <th>Mean</th> <th>Std Dev</th> <th>Strongly Agree (5)</th> <th>Agree (4)</th> <th>Neutral (3)</th> <th>Disagree (2)</th> <th>Strongly Disagree (1)</th> </tr> </thead> <tbody> <tr> <td>29</td> <td>4.34</td> <td>0.67</td> <td>13 (44.83%)</td> <td>13 (44.83%)</td> <td>3 (10.34%)</td> <td>0 (0.00%)</td> <td>0 (0.00%)</td> </tr> </tbody> </table>	Total	Mean	Std Dev	Strongly Agree (5)	Agree (4)	Neutral (3)	Disagree (2)	Strongly Disagree (1)	29	4.34	0.67	13 (44.83%)	13 (44.83%)	3 (10.34%)	0 (0.00%)	0 (0.00%)
	Total	Mean	Std Dev	Strongly Agree (5)	Agree (4)	Neutral (3)	Disagree (2)	Strongly Disagree (1)									
29	4.34	0.67	13 (44.83%)	13 (44.83%)	3 (10.34%)	0 (0.00%)	0 (0.00%)										
Results for SEAS, 4000-level courses																	
	<table border="1"> <thead> <tr> <th>Total</th> <th>Mean</th> <th>Std Dev</th> <th>Strongly Agree (5)</th> <th>Agree (4)</th> <th>Neutral (3)</th> <th>Disagree (2)</th> <th>Strongly Disagree (1)</th> </tr> </thead> <tbody> <tr> <td>1531</td> <td>4.23</td> <td>0.91</td> <td>707 (46.18%)</td> <td>593 (38.73%)</td> <td>142 (9.27%)</td> <td>60 (3.92%)</td> <td>29 (1.89%)</td> </tr> </tbody> </table>	Total	Mean	Std Dev	Strongly Agree (5)	Agree (4)	Neutral (3)	Disagree (2)	Strongly Disagree (1)	1531	4.23	0.91	707 (46.18%)	593 (38.73%)	142 (9.27%)	60 (3.92%)	29 (1.89%)
Total	Mean	Std Dev	Strongly Agree (5)	Agree (4)	Neutral (3)	Disagree (2)	Strongly Disagree (1)										
1531	4.23	0.91	707 (46.18%)	593 (38.73%)	142 (9.27%)	60 (3.92%)	29 (1.89%)										
<p>15. Overall, this was a worthwhile course.</p> <p>~ Question Type: Likert ~ contributed by Office of the Provost</p>	Results for STS-4600-013																
	<table border="1"> <thead> <tr> <th>Total</th> <th>Mean</th> <th>Std Dev</th> <th>Strongly Agree (5)</th> <th>Agree (4)</th> <th>Neutral (3)</th> <th>Disagree (2)</th> <th>Strongly Disagree (1)</th> </tr> </thead> <tbody> <tr> <td>29</td> <td>4.59</td> <td>0.68</td> <td>19 (65.52%)</td> <td>9 (31.03%)</td> <td>0 (0.00%)</td> <td>1 (3.45%)</td> <td>0 (0.00%)</td> </tr> </tbody> </table>	Total	Mean	Std Dev	Strongly Agree (5)	Agree (4)	Neutral (3)	Disagree (2)	Strongly Disagree (1)	29	4.59	0.68	19 (65.52%)	9 (31.03%)	0 (0.00%)	1 (3.45%)	0 (0.00%)
	Total	Mean	Std Dev	Strongly Agree (5)	Agree (4)	Neutral (3)	Disagree (2)	Strongly Disagree (1)									
29	4.59	0.68	19 (65.52%)	9 (31.03%)	0 (0.00%)	1 (3.45%)	0 (0.00%)										
Results for SEAS, 4000-level courses																	
	<table border="1"> <thead> <tr> <th>Total</th> <th>Mean</th> <th>Std Dev</th> <th>Strongly Agree (5)</th> <th>Agree (4)</th> <th>Neutral (3)</th> <th>Disagree (2)</th> <th>Strongly Disagree (1)</th> </tr> </thead> <tbody> <tr> <td>1529</td> <td>4.25</td> <td>0.96</td> <td>758 (49.57%)</td> <td>535 (34.99%)</td> <td>137 (8.96%)</td> <td>57 (3.73%)</td> <td>42 (2.75%)</td> </tr> </tbody> </table>	Total	Mean	Std Dev	Strongly Agree (5)	Agree (4)	Neutral (3)	Disagree (2)	Strongly Disagree (1)	1529	4.25	0.96	758 (49.57%)	535 (34.99%)	137 (8.96%)	57 (3.73%)	42 (2.75%)
Total	Mean	Std Dev	Strongly Agree (5)	Agree (4)	Neutral (3)	Disagree (2)	Strongly Disagree (1)										
1529	4.25	0.96	758 (49.57%)	535 (34.99%)	137 (8.96%)	57 (3.73%)	42 (2.75%)										
<p>16. The course's goals and requirements were defined and adhered to by the instructor.</p> <p>~ Question Type: Likert ~ contributed by Office of the Provost</p>	Results for STS-4600-013, Voss, M. Joel																
	<table border="1"> <thead> <tr> <th>Total</th> <th>Mean</th> <th>Std Dev</th> <th>Strongly Agree (5)</th> <th>Agree (4)</th> <th>Neutral (3)</th> <th>Disagree (2)</th> <th>Strongly Disagree (1)</th> </tr> </thead> <tbody> <tr> <td>29</td> <td>4.52</td> <td>0.57</td> <td>16 (55.17%)</td> <td>12 (41.38%)</td> <td>1 (3.45%)</td> <td>0 (0.00%)</td> <td>0 (0.00%)</td> </tr> </tbody> </table>	Total	Mean	Std Dev	Strongly Agree (5)	Agree (4)	Neutral (3)	Disagree (2)	Strongly Disagree (1)	29	4.52	0.57	16 (55.17%)	12 (41.38%)	1 (3.45%)	0 (0.00%)	0 (0.00%)
	Total	Mean	Std Dev	Strongly Agree (5)	Agree (4)	Neutral (3)	Disagree (2)	Strongly Disagree (1)									
29	4.52	0.57	16 (55.17%)	12 (41.38%)	1 (3.45%)	0 (0.00%)	0 (0.00%)										
Results for SEAS, 4000-level courses																	
	<table border="1"> <thead> <tr> <th>Total</th> <th>Mean</th> <th>Std Dev</th> <th>Strongly Agree (5)</th> <th>Agree (4)</th> <th>Neutral (3)</th> <th>Disagree (2)</th> <th>Strongly Disagree (1)</th> </tr> </thead> <tbody> <tr> <td>1574</td> <td>4.29</td> <td>0.80</td> <td>702 (44.60%)</td> <td>703 (44.66%)</td> <td>104 (6.61%)</td> <td>51 (3.24%)</td> <td>14 (0.89%)</td> </tr> </tbody> </table>	Total	Mean	Std Dev	Strongly Agree (5)	Agree (4)	Neutral (3)	Disagree (2)	Strongly Disagree (1)	1574	4.29	0.80	702 (44.60%)	703 (44.66%)	104 (6.61%)	51 (3.24%)	14 (0.89%)
Total	Mean	Std Dev	Strongly Agree (5)	Agree (4)	Neutral (3)	Disagree (2)	Strongly Disagree (1)										
1574	4.29	0.80	702 (44.60%)	703 (44.66%)	104 (6.61%)	51 (3.24%)	14 (0.89%)										
<p>17. The instructor was approachable and made himself/herself available to students outside the classroom.</p> <p>~ Question Type: Likert ~ contributed by Office of the Provost</p>	Results for STS-4600-013, Voss, M. Joel																
	<table border="1"> <thead> <tr> <th>Total</th> <th>Mean</th> <th>Std Dev</th> <th>Strongly Agree (5)</th> <th>Agree (4)</th> <th>Neutral (3)</th> <th>Disagree (2)</th> <th>Strongly Disagree (1)</th> </tr> </thead> <tbody> <tr> <td>29</td> <td>4.79</td> <td>0.41</td> <td>23 (79.31%)</td> <td>6 (20.69%)</td> <td>0 (0.00%)</td> <td>0 (0.00%)</td> <td>0 (0.00%)</td> </tr> </tbody> </table>	Total	Mean	Std Dev	Strongly Agree (5)	Agree (4)	Neutral (3)	Disagree (2)	Strongly Disagree (1)	29	4.79	0.41	23 (79.31%)	6 (20.69%)	0 (0.00%)	0 (0.00%)	0 (0.00%)
	Total	Mean	Std Dev	Strongly Agree (5)	Agree (4)	Neutral (3)	Disagree (2)	Strongly Disagree (1)									
29	4.79	0.41	23 (79.31%)	6 (20.69%)	0 (0.00%)	0 (0.00%)	0 (0.00%)										
Results for SEAS, 4000-level courses																	
	<table border="1"> <thead> <tr> <th>Total</th> <th>Mean</th> <th>Std Dev</th> <th>Strongly Agree (5)</th> <th>Agree (4)</th> <th>Neutral (3)</th> <th>Disagree (2)</th> <th>Strongly Disagree (1)</th> </tr> </thead> <tbody> <tr> <td>1585</td> <td>4.35</td> <td>0.85</td> <td>846 (53.38%)</td> <td>539 (34.01%)</td> <td>136 (8.58%)</td> <td>41 (2.59%)</td> <td>23 (1.45%)</td> </tr> </tbody> </table>	Total	Mean	Std Dev	Strongly Agree (5)	Agree (4)	Neutral (3)	Disagree (2)	Strongly Disagree (1)	1585	4.35	0.85	846 (53.38%)	539 (34.01%)	136 (8.58%)	41 (2.59%)	23 (1.45%)
Total	Mean	Std Dev	Strongly Agree (5)	Agree (4)	Neutral (3)	Disagree (2)	Strongly Disagree (1)										
1585	4.35	0.85	846 (53.38%)	539 (34.01%)	136 (8.58%)	41 (2.59%)	23 (1.45%)										
<p>18. Overall, the instructor was an effective teacher.</p> <p>~ Question Type: Likert ~ contributed by Office of the Provost</p>	Results for STS-4600-013, Voss, M. Joel																
	<table border="1"> <thead> <tr> <th>Total</th> <th>Mean</th> <th>Std Dev</th> <th>Strongly Agree (5)</th> <th>Agree (4)</th> <th>Neutral (3)</th> <th>Disagree (2)</th> <th>Strongly Disagree (1)</th> </tr> </thead> <tbody> <tr> <td>29</td> <td>4.72</td> <td>0.45</td> <td>21 (72.41%)</td> <td>8 (27.59%)</td> <td>0 (0.00%)</td> <td>0 (0.00%)</td> <td>0 (0.00%)</td> </tr> </tbody> </table>	Total	Mean	Std Dev	Strongly Agree (5)	Agree (4)	Neutral (3)	Disagree (2)	Strongly Disagree (1)	29	4.72	0.45	21 (72.41%)	8 (27.59%)	0 (0.00%)	0 (0.00%)	0 (0.00%)
	Total	Mean	Std Dev	Strongly Agree (5)	Agree (4)	Neutral (3)	Disagree (2)	Strongly Disagree (1)									
29	4.72	0.45	21 (72.41%)	8 (27.59%)	0 (0.00%)	0 (0.00%)	0 (0.00%)										
Results for SEAS, 4000-level courses																	
	<table border="1"> <thead> <tr> <th>Total</th> <th>Mean</th> <th>Std Dev</th> <th>Strongly Agree (5)</th> <th>Agree (4)</th> <th>Neutral (3)</th> <th>Disagree (2)</th> <th>Strongly Disagree (1)</th> </tr> </thead> <tbody> <tr> <td>1587</td> <td>4.29</td> <td>0.93</td> <td>821 (51.73%)</td> <td>544 (34.28%)</td> <td>130 (8.19%)</td> <td>53 (3.34%)</td> <td>39 (2.46%)</td> </tr> </tbody> </table>	Total	Mean	Std Dev	Strongly Agree (5)	Agree (4)	Neutral (3)	Disagree (2)	Strongly Disagree (1)	1587	4.29	0.93	821 (51.73%)	544 (34.28%)	130 (8.19%)	53 (3.34%)	39 (2.46%)
Total	Mean	Std Dev	Strongly Agree (5)	Agree (4)	Neutral (3)	Disagree (2)	Strongly Disagree (1)										
1587	4.29	0.93	821 (51.73%)	544 (34.28%)	130 (8.19%)	53 (3.34%)	39 (2.46%)										

19. Please make any overall comments or observations about this course:

~
Question Type: Short Answer

~
contributed by Office of the Provost

Results for STS-4600-013

Total	Individual Answers
21	See below for Individual Results

Great teacher, he made the class very interesting and fun. The thesis requirements are kind of unorganized which can get confusing but that is not his fault. I enjoyed the service learning requirement of this course and would like to see it continue.

Mr. Voss is a model for the next generation of professor - he is practical, sincere and effective. His classroom atmosphere is open and allows students to engage the material as well as each other easily and comfortably. Mr. Voss's gentle cynicism fosters critical thinking with humor and keeps students on task. Although he was trained as a political scientist, I believe his interests and methods were very well suited to teaching engineering students about ethics, and the STS department was lucky to have picked up such an instructor. In criticism, I can only point to the days in which Mr. Voss was a little too hard on himself - surely the product of the difficulties facing a young academic.

Joel's class was always a breath of fresh air in the normally dry landscape of engineering education. He is funny, sarcastic, and unafraid to talk about difficult ethical issues. I also appreciate that he doesn't feel like he MUST have a definitive solution for every problem: life isn't cut and dry.

This course was not only successful in teaching materials but also was successful in giving the opportunity to students to learn about themselves more. As an international student, English was my weakness in all the courses at UVA. Especially STS courses were the most difficult courses. Before this class, I could not participate in STS discussion class. Some of the students would laugh when I pronounced something wrong and it was very discouraging me. There was a STS Professor who even stopped me doing speech. I was not sure what I did wrong. It was a presentation. She even refused to read my paper when I visited her office for her opinion on my paper. Since then, I could not step in her office room. Because this happened during my first year at UVA, it was very challenging situation to me. From having experienced that, STS class has been my nightmare. This had become serious to the point where I was thinking about dropping out of college. However, this course took this nightmare off of my head. There was no discrimination. There was respect and understanding. The professor has the ability to let students be themselves. This class was the only STS that I was not nervous or afraid of getting ignored. He designs the class environment open to everybody to join freely that I finally speak during the discussion time. He would not criticize on my poor English but would like to give me advice on it. Most important thing is that I discover that I can speak and write English better than I thought. Through this course, I got over the weakness in English. It doesn't mean that my English is perfect now. It means that I know now that English is just a way to present my thought. So as long as I have a good idea in my head and know how to present it in English, that's enough. I thank him for giving me the opportunity to overcome my weakness.

I really enjoyed the class and the community service aspect of the course. It really helped to solidify the course topics and bring another view to light. Thank You for all of your hard work and good luck with the job search!

Strongly recommend STS department to hire professor Voss as a full time faculty.

I think the community service requirement was a positive addition to the course. It was valuable as an experience, as a discussion topic, and I am glad I chose this STS class over other sections. The STS department needs to step up their game if they want to be taken seriously because the lack of organization related to thesis-related requirements is appalling and embarrassing, especially pertaining to the UTM.

I enjoyed the debate style of the class and appreciate that community service was a part of the course.

nice to have outside classes

Loved the class and the end of year speech!

Professor Voss was excellent at creating a comfortable discussion environment and touching on covering ethical frameworks before drawing on specific engineering ethical circumstances. He held authority but left an ambiance where we were all peers among each other and we all had opinions relevant to the discussion. I felt little pressure to disagree with him and in some cases we would engage in intense but constructive arguments with each other. I wish him the best with the completion of his Ph.D and feel he is a unique and invaluable teaching asset that would be great candidate to instruct this course again.

Joel Voss is a great professor and did a fantastic job teaching us about ethics, service, and professional responsibility. I really appreciated the service component of this class and think that he should continue to use this in future courses. I learned a great deal from this course and am looking forward to utilizing my knowledge outside of UVA. Joel taught us a lot about life throughout the year, and we all really appreciated his open honesty.

This is an evaluation of how the STS Department handles the thesis requirement and not of this class. I just didn't know exactly where I could forward this information... I think the way the STS Department currently uses the thesis requirement is overall ineffective and in some ways unfair. Although the UTM clearly defines the objectives and policies for the thesis portfolio, almost every single professor, from what I've heard, had different requirements that they wanted to see from the students. In this way, many students I have talked to had to do additional work than what the UTM states (length, different assignments, etc). As a result, the expectations for what is required of the students is very inconsistent. When every single engineering student has to go through this process to graduate, it is extremely unfair for the thesis related work to be different based on professors because those who are expected to do more may have more of a difficult time in completing everything. I understand that each professor has a different writing style, but that is why you have the additional 40% or so other homework assignments based on ethics and professional responsibility. Overall, I'm extremely disappointed with how everything was handled by the STS Department and as someone who had to write a thesis every single year in high school, I can say I got far more out of those projects than I ever did from the one I had to do this year.

This was easily my favorite class of the semester. I looked forward to it every Tues/Thurs, even though it was at 5PM. I really enjoyed the in-class discussions. I think Joel was really funny and engaging, and he always made class interesting. It was obvious that he cared about the subject matter and cared about impressing the importance onto us. I was kind of indifferent about this class last semester, but I think the subtle change of sitting in a circle rather than rows made a huge difference, and it was a lot easier to participate, which made the class more interesting. The "Ethics: Theory and Practice" book was a good introduction to the different ethical frameworks we discussed. The "Engineering Ethics" book offered good case studies for discussion, but I don't think the general lessons provided were very developed or useful. I wasn't totally happy about having to do the service learning, but I think it was worthwhile and a good opportunity to understand the importance of giving back. I really liked the class, and I hope Joel goes on to get a good job and have great success.

Great class and especially great professor. The professor makes the environment active and enjoyable compared to other dry STS courses.

He did a good job.

This class was my favorite class this semester and one of my favorites ever. Joel posed challenging questions and situations to our class to lead us to re-evaluate the way we view the world and question the status quo. Joel was an expert at moderating our discussions too. He would know when to intervene and redirect and when to let us keep going on a certain point. I found myself spending lots of time outside of class thinking about our class discussions because they were so fascinating. In this class I really learned how to think. I am so happy and thankful for having taken this class and having Joel as my teacher.

Great work Joel!

I really enjoyed the community service. It allowed me to give back to the community without feeling guilty that I should be studying for my classes instead.

Joel was one of my favorite professors at UVA. This was the only course that I attended religiously this semester because every class was sure to contain a discussion that was thought-provoking. Joel was always able to play devil's advocate to challenge our thoughts and ideas. I can definitely say that the class atmosphere is one that I will miss when I leave here.

Joel Voss is a very unique professor in that he focuses on the real world rather than just trying to regurgitate information. I think he is the perfect professor to have during the last semester of college because he stresses that at this point you shouldn't care about the grade but rather learn as much as you can and success will come after. The service requirement was also very beneficial because it allows for one to humble themselves and keep an open mind about what is really important in life. Thanks for a wonderful semester!!

STS 4500-016 STS and Engineering Practice - Fall 2012

ENGR (18531)

INSTRUCTORS: Voss, M. Joel (mjb3h)

Respondents: 34 / Enrollment: 34

Summary: STS 4500-016 STS and Engineering Practice - Fall 2012 (18531)	
Overall Course Rating STS-4500-016 Mean 4.07 STS-4500-016 Std Dev 0.76 STS-4500-016 Response Count 170	Overall Instructor Rating INSTRUCTOR: Voss, M. Joel Mean 4.37 Std Dev 0.75 Response Count 235
Difference from Category Mean, Expressed in Category Standard Deviations 	Difference from Category Mean, Expressed in Category Standard Deviations
SEAS, 4000-level courses Mean 4.10 SEAS, 4000-level courses Std Dev 0.88 SEAS, 4000-level courses Response Count 8350	SEAS, 4000-level courses Mean 4.18 SEAS, 4000-level courses Std Dev 0.87 SEAS, 4000-level courses Response Count 19935

~ QUESTIONS AND DETAILS ~	~ ANSWER MATRICES ~																																																						
<p>1. The course addressed technically rigorous subject matter consistent with the course objectives.</p> <p style="text-align: center;">Question Type: Likert</p> <p style="text-align: center;"><i>contributed by Dean of the School of Engineering and Applied Science</i></p>	<table border="1"> <thead> <tr> <th colspan="9">Results for STS-4500-016</th> </tr> <tr> <th>Total</th> <th>Mean</th> <th>Std Dev</th> <th>Strongly Agree (5)</th> <th>Agree (4)</th> <th>Neutral (3)</th> <th>Disagree (2)</th> <th>Strongly Disagree (1)</th> <th>Not Applicable (NA)</th> </tr> </thead> <tbody> <tr> <td>34</td> <td>4.12</td> <td>0.70</td> <td>10 (29.41%)</td> <td>17 (50.00%)</td> <td>6 (17.65%)</td> <td>0 (0.00%)</td> <td>0 (0.00%)</td> <td>1 (2.94%)</td> </tr> </tbody> </table> <table border="1"> <thead> <tr> <th colspan="9">Results for SEAS, 4000-level courses</th> </tr> <tr> <th>Total</th> <th>Mean</th> <th>Std Dev</th> <th>Strongly Agree (5)</th> <th>Agree (4)</th> <th>Neutral (3)</th> <th>Disagree (2)</th> <th>Strongly Disagree (1)</th> <th>Not Applicable (NA)</th> </tr> </thead> <tbody> <tr> <td>1668</td> <td>4.26</td> <td>0.75</td> <td>660 (39.57%)</td> <td>809 (48.50%)</td> <td>138 (8.27%)</td> <td>29 (1.74%)</td> <td>14 (0.84%)</td> <td>18 (1.08%)</td> </tr> </tbody> </table>	Results for STS-4500-016									Total	Mean	Std Dev	Strongly Agree (5)	Agree (4)	Neutral (3)	Disagree (2)	Strongly Disagree (1)	Not Applicable (NA)	34	4.12	0.70	10 (29.41%)	17 (50.00%)	6 (17.65%)	0 (0.00%)	0 (0.00%)	1 (2.94%)	Results for SEAS, 4000-level courses									Total	Mean	Std Dev	Strongly Agree (5)	Agree (4)	Neutral (3)	Disagree (2)	Strongly Disagree (1)	Not Applicable (NA)	1668	4.26	0.75	660 (39.57%)	809 (48.50%)	138 (8.27%)	29 (1.74%)	14 (0.84%)	18 (1.08%)
Results for STS-4500-016																																																							
Total	Mean	Std Dev	Strongly Agree (5)	Agree (4)	Neutral (3)	Disagree (2)	Strongly Disagree (1)	Not Applicable (NA)																																															
34	4.12	0.70	10 (29.41%)	17 (50.00%)	6 (17.65%)	0 (0.00%)	0 (0.00%)	1 (2.94%)																																															
Results for SEAS, 4000-level courses																																																							
Total	Mean	Std Dev	Strongly Agree (5)	Agree (4)	Neutral (3)	Disagree (2)	Strongly Disagree (1)	Not Applicable (NA)																																															
1668	4.26	0.75	660 (39.57%)	809 (48.50%)	138 (8.27%)	29 (1.74%)	14 (0.84%)	18 (1.08%)																																															
<p>2. The instructor used methods other than/in addition to traditional lectures (for example, active learning, in-class problems, collaborative learning, in-class discussion) effectively in this course.</p> <p style="text-align: center;">Question Type: Likert</p> <p style="text-align: center;"><i>contributed by Dean of the School of Engineering and Applied Science</i></p>	<table border="1"> <thead> <tr> <th colspan="9">Results for STS-4500-016, Voss, M. Joel</th> </tr> <tr> <th>Total</th> <th>Mean</th> <th>Std Dev</th> <th>Strongly Agree (5)</th> <th>Agree (4)</th> <th>Neutral (3)</th> <th>Disagree (2)</th> <th>Strongly Disagree (1)</th> <th>Not Applicable (NA)</th> </tr> </thead> <tbody> <tr> <td>34</td> <td>4.53</td> <td>0.75</td> <td>22 (64.71%)</td> <td>9 (26.47%)</td> <td>2 (5.88%)</td> <td>1 (2.94%)</td> <td>0 (0.00%)</td> <td>0 (0.00%)</td> </tr> </tbody> </table> <table border="1"> <thead> <tr> <th colspan="9">Results for SEAS, 4000-level courses</th> </tr> <tr> <th>Total</th> <th>Mean</th> <th>Std Dev</th> <th>Strongly Agree (5)</th> <th>Agree (4)</th> <th>Neutral (3)</th> <th>Disagree (2)</th> <th>Strongly Disagree (1)</th> <th>Not Applicable (NA)</th> </tr> </thead> <tbody> <tr> <td>2849</td> <td>4.11</td> <td>0.95</td> <td>924 (32.43%)</td> <td>858 (30.12%)</td> <td>340 (11.93%)</td> <td>104 (3.65%)</td> <td>42 (1.47%)</td> <td>581 (20.39%)</td> </tr> </tbody> </table>	Results for STS-4500-016, Voss, M. Joel									Total	Mean	Std Dev	Strongly Agree (5)	Agree (4)	Neutral (3)	Disagree (2)	Strongly Disagree (1)	Not Applicable (NA)	34	4.53	0.75	22 (64.71%)	9 (26.47%)	2 (5.88%)	1 (2.94%)	0 (0.00%)	0 (0.00%)	Results for SEAS, 4000-level courses									Total	Mean	Std Dev	Strongly Agree (5)	Agree (4)	Neutral (3)	Disagree (2)	Strongly Disagree (1)	Not Applicable (NA)	2849	4.11	0.95	924 (32.43%)	858 (30.12%)	340 (11.93%)	104 (3.65%)	42 (1.47%)	581 (20.39%)
Results for STS-4500-016, Voss, M. Joel																																																							
Total	Mean	Std Dev	Strongly Agree (5)	Agree (4)	Neutral (3)	Disagree (2)	Strongly Disagree (1)	Not Applicable (NA)																																															
34	4.53	0.75	22 (64.71%)	9 (26.47%)	2 (5.88%)	1 (2.94%)	0 (0.00%)	0 (0.00%)																																															
Results for SEAS, 4000-level courses																																																							
Total	Mean	Std Dev	Strongly Agree (5)	Agree (4)	Neutral (3)	Disagree (2)	Strongly Disagree (1)	Not Applicable (NA)																																															
2849	4.11	0.95	924 (32.43%)	858 (30.12%)	340 (11.93%)	104 (3.65%)	42 (1.47%)	581 (20.39%)																																															
<p>3. There was a reasonable level of effort expected for the credit hours received.</p> <p style="text-align: center;">Question Type: Likert</p> <p style="text-align: center;"><i>contributed by Dean of the School of Engineering and Applied Science</i></p>	<table border="1"> <thead> <tr> <th colspan="9">Results for STS-4500-016</th> </tr> <tr> <th>Total</th> <th>Mean</th> <th>Std Dev</th> <th>Strongly Agree (5)</th> <th>Agree (4)</th> <th>Neutral (3)</th> <th>Disagree (2)</th> <th>Strongly Disagree (1)</th> <th>Not Applicable (NA)</th> </tr> </thead> <tbody> <tr> <td>34</td> <td>4.24</td> <td>0.70</td> <td>12 (35.29%)</td> <td>19 (55.88%)</td> <td>2 (5.88%)</td> <td>1 (2.94%)</td> <td>0 (0.00%)</td> <td>0 (0.00%)</td> </tr> </tbody> </table> <table border="1"> <thead> <tr> <th colspan="9">Results for SEAS, 4000-level courses</th> </tr> <tr> <th>Total</th> <th>Mean</th> <th>Std Dev</th> <th>Strongly Agree (5)</th> <th>Agree (4)</th> <th>Neutral (3)</th> <th>Disagree (2)</th> <th>Strongly Disagree (1)</th> <th>Not Applicable (NA)</th> </tr> </thead> <tbody> <tr> <td>1674</td> <td>4.22</td> <td>0.83</td> <td>666 (39.78%)</td> <td>788 (47.07%)</td> <td>120 (7.17%)</td> <td>67 (4.00%)</td> <td>18 (1.08%)</td> <td>15 (0.90%)</td> </tr> </tbody> </table>	Results for STS-4500-016									Total	Mean	Std Dev	Strongly Agree (5)	Agree (4)	Neutral (3)	Disagree (2)	Strongly Disagree (1)	Not Applicable (NA)	34	4.24	0.70	12 (35.29%)	19 (55.88%)	2 (5.88%)	1 (2.94%)	0 (0.00%)	0 (0.00%)	Results for SEAS, 4000-level courses									Total	Mean	Std Dev	Strongly Agree (5)	Agree (4)	Neutral (3)	Disagree (2)	Strongly Disagree (1)	Not Applicable (NA)	1674	4.22	0.83	666 (39.78%)	788 (47.07%)	120 (7.17%)	67 (4.00%)	18 (1.08%)	15 (0.90%)
Results for STS-4500-016																																																							
Total	Mean	Std Dev	Strongly Agree (5)	Agree (4)	Neutral (3)	Disagree (2)	Strongly Disagree (1)	Not Applicable (NA)																																															
34	4.24	0.70	12 (35.29%)	19 (55.88%)	2 (5.88%)	1 (2.94%)	0 (0.00%)	0 (0.00%)																																															
Results for SEAS, 4000-level courses																																																							
Total	Mean	Std Dev	Strongly Agree (5)	Agree (4)	Neutral (3)	Disagree (2)	Strongly Disagree (1)	Not Applicable (NA)																																															
1674	4.22	0.83	666 (39.78%)	788 (47.07%)	120 (7.17%)	67 (4.00%)	18 (1.08%)	15 (0.90%)																																															

~ QUESTIONS AND DETAILS ~

~ ANSWER MATRICES ~

4. The homework assignments helped me learn the subject matter.

Question Type: Likert

contributed by Dean of the School of Engineering and Applied Science

Results for STS-4500-016								
Total	Mean	Std Dev	Strongly Agree (5)	Agree (4)	Neutral (3)	Disagree (2)	Strongly Disagree (1)	Not Applicable (NA)
34	4.14	0.74	10 (29.41%)	13 (38.24%)	6 (17.65%)	0 (0.00%)	0 (0.00%)	5 (14.71%)

Results for SEAS, 4000-level courses								
Total	Mean	Std Dev	Strongly Agree (5)	Agree (4)	Neutral (3)	Disagree (2)	Strongly Disagree (1)	Not Applicable (NA)
1673	4.18	0.83	580 (34.67%)	702 (41.96%)	163 (9.74%)	52 (3.11%)	16 (0.96%)	160 (9.56%)

5. The textbook increased my understanding of the material.

Question Type: Likert

contributed by Dean of the School of Engineering and Applied Science

Results for STS-4500-016								
Total	Mean	Std Dev	Strongly Agree (5)	Agree (4)	Neutral (3)	Disagree (2)	Strongly Disagree (1)	Not Applicable (NA)
34	3.92	0.90	3 (8.82%)	6 (17.65%)	2 (5.88%)	1 (2.94%)	0 (0.00%)	22 (64.71%)

Results for SEAS, 4000-level courses								
Total	Mean	Std Dev	Strongly Agree (5)	Agree (4)	Neutral (3)	Disagree (2)	Strongly Disagree (1)	Not Applicable (NA)
1671	3.70	1.06	254 (15.20%)	407 (24.36%)	255 (15.26%)	89 (5.33%)	44 (2.63%)	622 (37.22%)

6. The course material was well organized and developed.

Question Type: Likert

contributed by Dean of the School of Engineering and Applied Science

Results for STS-4500-016, Voss, M. Joel								
Total	Mean	Std Dev	Strongly Agree (5)	Agree (4)	Neutral (3)	Disagree (2)	Strongly Disagree (1)	Not Applicable (NA)
33	4.00	0.97	11 (33.33%)	14 (42.42%)	6 (18.18%)	1 (3.03%)	1 (3.03%)	0 (0.00%)

Results for SEAS, 4000-level courses								
Total	Mean	Std Dev	Strongly Agree (5)	Agree (4)	Neutral (3)	Disagree (2)	Strongly Disagree (1)	Not Applicable (NA)
2843	4.03	0.92	755 (26.56%)	1015 (35.70%)	333 (11.71%)	110 (3.87%)	44 (1.55%)	586 (20.61%)

7. The instructor was knowledgeable about the subject matter.

Question Type: Likert

contributed by Dean of the School of Engineering and Applied Science

Results for STS-4500-016, Voss, M. Joel								
Total	Mean	Std Dev	Strongly Agree (5)	Agree (4)	Neutral (3)	Disagree (2)	Strongly Disagree (1)	Not Applicable (NA)
34	4.65	0.49	22 (64.71%)	12 (35.29%)	0 (0.00%)	0 (0.00%)	0 (0.00%)	0 (0.00%)

Results for SEAS, 4000-level courses								
Total	Mean	Std Dev	Strongly Agree (5)	Agree (4)	Neutral (3)	Disagree (2)	Strongly Disagree (1)	Not Applicable (NA)
2852	4.41	0.77	1280 (44.88%)	801 (28.09%)	209 (7.33%)	27 (0.95%)	19 (0.67%)	516 (18.09%)

8. The instructor was well prepared for class.

Question Type: Likert

contributed by Dean of the School of Engineering and Applied Science

Results for STS-4500-016, Voss, M. Joel								
Total	Mean	Std Dev	Strongly Agree (5)	Agree (4)	Neutral (3)	Disagree (2)	Strongly Disagree (1)	Not Applicable (NA)
33	4.12	0.86	11 (33.33%)	17 (51.52%)	4 (12.12%)	0 (0.00%)	1 (3.03%)	0 (0.00%)

Results for SEAS, 4000-level courses								
Total	Mean	Std Dev	Strongly Agree (5)	Agree (4)	Neutral (3)	Disagree (2)	Strongly Disagree (1)	Not Applicable (NA)
2852	4.25	0.83	1013 (35.52%)	924 (32.40%)	258 (9.05%)	50 (1.75%)	28 (0.98%)	579 (20.30%)

~ QUESTIONS AND DETAILS ~

~ ANSWER MATRICES ~

9. I received adequate preparation from the prior courses in the curriculum to be successful in this course.

Question Type: Likert

contributed by Dean of the School of Engineering and Applied Science

Results for STS-4500-016								
Total	Mean	Std Dev	Strongly Agree (5)	Agree (4)	Neutral (3)	Disagree (2)	Strongly Disagree (1)	Not Applicable (NA)
34	3.84	0.85	6 (17.65%)	17 (50.00%)	8 (23.53%)	0 (0.00%)	1 (2.94%)	2 (5.88%)

Results for SEAS, 4000-level courses								
Total	Mean	Std Dev	Strongly Agree (5)	Agree (4)	Neutral (3)	Disagree (2)	Strongly Disagree (1)	Not Applicable (NA)
1664	4.03	0.88	494 (29.69%)	811 (48.74%)	203 (12.20%)	79 (4.75%)	28 (1.68%)	49 (2.94%)

10. The grading policy was fair.

Question Type: Likert

contributed by Dean of the School of Engineering and Applied Science

Results for STS-4500-016, Voss, M. Joel								
Total	Mean	Std Dev	Strongly Agree (5)	Agree (4)	Neutral (3)	Disagree (2)	Strongly Disagree (1)	Not Applicable (NA)
34	4.21	0.74	12 (35.29%)	17 (50.00%)	3 (8.82%)	1 (2.94%)	0 (0.00%)	1 (2.94%)

Results for SEAS, 4000-level courses								
Total	Mean	Std Dev	Strongly Agree (5)	Agree (4)	Neutral (3)	Disagree (2)	Strongly Disagree (1)	Not Applicable (NA)
2849	4.04	0.89	767 (26.92%)	1046 (36.71%)	372 (13.06%)	95 (3.33%)	35 (1.23%)	534 (18.74%)

11. The instructor responded adequately to in-class questions.

Question Type: Likert

contributed by Dean of the School of Engineering and Applied Science

Results for STS-4500-016, Voss, M. Joel								
Total	Mean	Std Dev	Strongly Agree (5)	Agree (4)	Neutral (3)	Disagree (2)	Strongly Disagree (1)	Not Applicable (NA)
34	4.71	0.46	24 (70.59%)	10 (29.41%)	0 (0.00%)	0 (0.00%)	0 (0.00%)	0 (0.00%)

Results for SEAS, 4000-level courses								
Total	Mean	Std Dev	Strongly Agree (5)	Agree (4)	Neutral (3)	Disagree (2)	Strongly Disagree (1)	Not Applicable (NA)
2848	4.26	0.82	1009 (35.43%)	966 (33.92%)	226 (7.94%)	49 (1.72%)	28 (0.98%)	570 (20.01%)

12. The instructor effectively used technology in support of the learning goals for this course.

Question Type: Likert

contributed by Dean of the School of Engineering and Applied Science

Results for STS-4500-016, Voss, M. Joel								
Total	Mean	Std Dev	Strongly Agree (5)	Agree (4)	Neutral (3)	Disagree (2)	Strongly Disagree (1)	Not Applicable (NA)
33	4.33	0.60	13 (39.39%)	18 (54.55%)	2 (6.06%)	0 (0.00%)	0 (0.00%)	0 (0.00%)

Results for SEAS, 4000-level courses								
Total	Mean	Std Dev	Strongly Agree (5)	Agree (4)	Neutral (3)	Disagree (2)	Strongly Disagree (1)	Not Applicable (NA)
2842	4.12	0.85	805 (28.33%)	978 (34.41%)	335 (11.79%)	65 (2.29%)	27 (0.95%)	632 (22.24%)

13. The average number of hours per week I spent outside of class preparing for this course was:

Question Type: Multiple Choice

contributed by Office of the Provost

Results for STS-4500-016					
Total	Less than 1 (NA)	1 - 3 (NA)	4 - 6 (NA)	7 - 9 (NA)	10 or more (NA)
34	2 (5.88%)	21 (61.76%)	10 (29.41%)	1 (2.94%)	0 (0.00%)

Results for SEAS, 4000-level courses					
Total	Less than 1 (NA)	1 - 3 (NA)	4 - 6 (NA)	7 - 9 (NA)	10 or more (NA)
1674	100 (5.97%)	609 (36.38%)	664 (39.67%)	213 (12.72%)	88 (5.26%)

~ QUESTIONS AND DETAILS ~

~ ANSWER MATRICES ~

14. I learned a great deal in this course.

Question Type: Likert
 ~
 contributed by Office of the Provost

Results for STS-4500-016							
Total	Mean	Std Dev	Strongly Agree (5)	Agree (4)	Neutral (3)	Disagree (2)	Strongly Disagree (1)
33	4.12	0.82	11 (33.33%)	17 (51.52%)	3 (9.09%)	2 (6.06%)	0 (0.00%)

Results for SEAS, 4000-level courses							
Total	Mean	Std Dev	Strongly Agree (5)	Agree (4)	Neutral (3)	Disagree (2)	Strongly Disagree (1)
1661	4.15	0.88	641 (38.59%)	744 (44.79%)	179 (10.78%)	77 (4.64%)	20 (1.20%)

15. Overall, this was a worthwhile course.

Question Type: Likert
 ~
 contributed by Office of the Provost

Results for STS-4500-016							
Total	Mean	Std Dev	Strongly Agree (5)	Agree (4)	Neutral (3)	Disagree (2)	Strongly Disagree (1)
33	4.21	0.70	12 (36.36%)	16 (48.48%)	5 (15.15%)	0 (0.00%)	0 (0.00%)

Results for SEAS, 4000-level courses							
Total	Mean	Std Dev	Strongly Agree (5)	Agree (4)	Neutral (3)	Disagree (2)	Strongly Disagree (1)
1671	4.18	0.93	712 (42.61%)	693 (41.47%)	157 (9.40%)	69 (4.13%)	40 (2.39%)

16. The course's goals and requirements were defined and adhered to by the instructor.

Question Type: Likert
 ~
 contributed by Office of the Provost

Results for STS-4500-016, Voss, M. Joel							
Total	Mean	Std Dev	Strongly Agree (5)	Agree (4)	Neutral (3)	Disagree (2)	Strongly Disagree (1)
34	4.24	0.61	11 (32.35%)	20 (58.82%)	3 (8.82%)	0 (0.00%)	0 (0.00%)

Results for SEAS, 4000-level courses							
Total	Mean	Std Dev	Strongly Agree (5)	Agree (4)	Neutral (3)	Disagree (2)	Strongly Disagree (1)
2830	3.91	1.02	891 (31.48%)	1135 (40.11%)	617 (21.80%)	43 (1.52%)	144 (5.09%)

17. The instructor was approachable and made himself/herself available to students outside the classroom.

Question Type: Likert
 ~
 contributed by Office of the Provost

Results for STS-4500-016, Voss, M. Joel							
Total	Mean	Std Dev	Strongly Agree (5)	Agree (4)	Neutral (3)	Disagree (2)	Strongly Disagree (1)
34	4.50	0.51	17 (50.00%)	17 (50.00%)	0 (0.00%)	0 (0.00%)	0 (0.00%)

Results for SEAS, 4000-level courses							
Total	Mean	Std Dev	Strongly Agree (5)	Agree (4)	Neutral (3)	Disagree (2)	Strongly Disagree (1)
2836	3.99	1.00	1050 (37.02%)	976 (34.41%)	653 (23.03%)	58 (2.05%)	99 (3.49%)

18. Overall, the instructor was an effective teacher.

Question Type: Likert
 ~
 contributed by Office of the Provost

Results for STS-4500-016, Voss, M. Joel							
Total	Mean	Std Dev	Strongly Agree (5)	Agree (4)	Neutral (3)	Disagree (2)	Strongly Disagree (1)
34	4.32	0.64	14 (41.18%)	17 (50.00%)	3 (8.82%)	0 (0.00%)	0 (0.00%)

Results for SEAS, 4000-level courses							
Total	Mean	Std Dev	Strongly Agree (5)	Agree (4)	Neutral (3)	Disagree (2)	Strongly Disagree (1)
2844	3.97	0.98	999 (35.13%)	1006 (35.37%)	688 (24.19%)	65 (2.29%)	86 (3.02%)

19. Please make any overall comments or observations about this course:

Question Type: Short Answer

contributed by Office of the Provost

Results for STS-4500-016

Total	Individual Answers
24	See below for Individual Results

The discussion style class was very enjoyable. I did notice that some people didn't participate, and maybe did not do readings or felt like they didn't have to participate. Maybe in the future if dealing with a large class we should separate into 2 groups and have each group trade off being in the discussion.

I wish we could have spent a little bit more time clarifying what was actually expected from us for the prospectus.

Joel was an awesome teacher, and I really enjoyed the subject matter of this "experimental" course. Joel was very knowledgeable about the subject matter and I really enjoyed our in-class discussions. He used films, pictures, and articles to enhance our knowledge and discussion and brought comedic relief at appropriately timed moments in class. I am very excited to be in his class again next semester!

I was really excited for this class, and it really failed to deliver. In theory, technology and human rights is a really cool topic. And we talked about some really cool topics in the class. But I don't think that we really learned how it all ties together. The large class discussions were pretty high level, and clearly dominated by a few people. If the goal is to get people to talk about this stuff then break everyone into small groups and make everyone talk! I think the point of a lot of these classes is that there is no right answer, and talking directly to people who don't think the same thing is SO VALUABLE for learning that people who disagree with you aren't stupid or wrong, they're just operating on a different set of values or beliefs. Joel said that his objective was to make us more aware of how human rights and technology relate, and make better society-focused engineers. That sounds great and wonderful, and I think he achieved that for the engineers that sit in a basement and make totally socially inapplicable things. However, I don't think that this class was comprised of this kind of engineer. UVA does a good job of making sure we consider the ethics and the customer, and I truly believe that a lot of engineers are pursuing the career because their problem solving can help people. You don't have to be a politics or international relations major to care about people. That's not how it works. This class didn't make my apparently tiny heart grow three sizes, mostly because I'm already relatively aware of the issues, and already care about how technology can influence people. I do think that the conclusion from the last day of class (technology may be great but people need to use technology for it to have an impact) was valuable. I just wish there was a bit more structure to the class to help us recognize that along the way. Even splitting the class into ways technology causes human rights violation, fixes them, or monitors them would have been nice. As far as the prospectus goes, we got relatively little guidance which was totally fine, until grades came out and Joel gave us the lower end of the letter grades he put on our papers, and docked points because people didn't put a question in the first sentence, which directly contradicts the UTM. The UTM was also horrible--it was confusing and full of typos, and hard to navigate. A simple 2-3 page document with all the requirements and UTM reference page numbers would have done WONDERS for this class.

This was an awesome course. My perception of technology was bleaker before this course, but now I have discovered and learned about different ways that technology can be used to support human rights movements, such as through the use of GIS, and I have a more positive outlook on the future. I also loved all of the different teaching strategies that Mr. Voss incorporated into his teaching, such as the EVL game. Our class had some great discussions and Mr. Voss moderated them very well, asking guiding or prodding questions or calling on a variety of students. I am very excited to have Mr. Voss as my professor next semester.

The course was a bit unorganized, but overall, I found the material to be interesting.

- more short writing assignments would have increased individuals mastery of concepts -- really forcing everyone to think about the readings independently - rather than all articles/news clippings, more examples of case studies of how engineers/others are using technology to address human rights would have been very interesting - additionally, articles focus on the academic scholarly community, but more exploration of what aid agencies, ngos, and foreign country governments at all levels are doing to fight human rights violations would show what the action is (the course may have been overly theoretical given the stated application to inspire engineering students to apply their knowledge to a world that can benefit from technology improvements to human rights processes) - the themes and content were very interesting, and I really enjoyed the discussions, however I think a better base of understanding (maybe a quiz or something) for students to gain the human rights background at the beginning of the semester would have provided a firmer foundation for later discussions

On most assignments, I would have liked to receive more detailed comments or feedback. I mostly felt like I just received a grade with little justification or explanation of why something wasn't "A" quality. I don't think we received adequate instruction on approaching and analyzing a topic from an STS perspective. I'm nervous about writing my thesis next semester and am not sure that this class did the best job in preparing me for it. In terms of content, I found the course to be quite interesting. I think that human rights is a very interesting topic for most people and is very relevant to future engineering-related careers. I think that Prof. Voss should have tied in his personal background and knowledge of the field more often.

Engaging course that easily encouraged class discussion. Professor very receptive to student feedback.

Joel did not take adequate control over class discussions. He allowed thematically and factually inaccurate statements and opinions to propagate through class discussions, destroying any value these discussions may have otherwise had. Four or five students were allowed to dominate the class at the expense of all students not involved.

Professor Voss was great at facilitating discussions in class. For those that chose to speak up and participate, I feel his class provided a lot in return. He offered a fresh perspective on the issues facing the implementation of technology and its effect on society and opened my eyes to perspectives I had not previously considered. I highly recommend others to have him as a teacher because he is lighthearted, funny, and motivates some intense discussions. I look forward to continuing my engineering ethics course with him in STS 4600 this spring.

Great class type. Liked the ability to discuss the readings every day without too much of a restrictive outline for where the discussion was supposed to go. Use of political "games" and incredibly relevant and interesting movies helped keep the class from getting dry. Professor was easily available for most office hours and the times that he wasn't he was clear about the reason and warned us in advance.

The course itself (STS 4500) seems to lack direction or purpose, and I think it's a waste of time. However, Professor Voss made the class enjoyable and informative, and graded fairly, so I have no complaints.

Voss did a great job. Would have liked to have some more time on the prospectus as i know other classes did, but it was nice to get it over with. I thought some of the readings were unnecessarily byzantine - but I understand that this was in an effort to give us sources that are peer reviewed.

This STS class was the first class that gave me motivation and confidence in writing. The discussion style lecture can be scary to the international students but this is very opened and free, and motivating style lecture that I would strongly recommend this course to international students. Thank you

Some of the readings were awful but I definitely learned a lot in this course. I think a lot of students could have benefited from more instruction or guidance on thesis related writing assignments. The class seemed slightly disorganized at times but Professor Voss demonstrated an ability to relate to students that most STS professors seem to lack and it made the class much more enjoyable.

I can't wait to continue with the follow up class next semester.

The instructor was excellent. Due to the experimental nature of the class, some course material was not up to par.

Mr. Voss gets a lot of credit for being a straightforward, honest man. He never hid behind his professorship and always played it straight with us. I only wish he gave a little bit more of a damn when it came to running his class - he explained that the course was an experiment like it was an excuse, and that is unacceptable to me. He could stand to be a little firmer in his expectations for the course, the students, and himself.

I really enjoyed this course including most of the readings and videos that were included. I've been interested in human rights issues and this course has increased my passion for it. I wanted to take your STS4600 course but one of my other required classes conflicts with the class time. In regards to the thesis, I felt slightly less prepared than students in other classes before writing my prospectus because we didn't really discuss it much in class. However, the UTM is clear in its objectives and the requirements were easy to follow. I definitely feel prepared to write the thesis in the spring. Thanks for a great semester!

I like this class and I love the way the professor teaches it. The discussion in the class actually helped me to learn about other people's thoughts.

He's an awesome professor

I disliked the format of this course, mostly due to the uninformed opinions espoused in class discussions. I would prefer more directed discussions about specific topics where presumably people are familiar with the underlying subjects. Honestly, I found questions along the lines of "How do you feel about..." to be boring and not intellectually stimulating. Professor Voss had admitted that the course would benefit from more statistics, and I think in general, introducing more evidence in the classroom would be better than simply going around the room, surveying opinions.

This is the first course I have attended where honest discussion was facilitated; the ideas were relevant and interesting. Joel always keeps things flowing, and he is very funny, too. Even though I participated in the discussions, I saw many--probably half--of the students remain silent for the entirety of the semester. I wonder if there are any ways to get everyone involved, because I saw the same four or five people take the lead in practically every discussion. Debate isn't a skill that is often honed in the E-School, so I guess I would like to see those who haven't had a chance to learn to debate pulled in to it more often.

PLIR 4350-001 Hum Intervention and IR - Summer 2012

CGAS (12678)

INSTRUCTORS: Voss, M. Joel (mjv3h)

Respondents: 18 / Enrollment: 19

~ QUESTIONS AND DETAILS ~

~ ANSWER MATRICES ~

1. Please identify the most important reason for enrolling in Summer Session.

Question Type: Multiple Choice
~
contributed by Summer Session

Results for PLIR-4350-001											
Total	To learn about a unique topic not offered during the academic year (NA)	To take advantage of the intensive format of summer classes (NA)	Other - please specify in the comments below. (NA)	To engage in a research opportunity (NA)	To complete an area or competency requirement (NA)	To complete a requirement for your major (NA)	To improve your GPA (NA)	To lighten your course load during the academic year (NA)	To double major (NA)	To graduate early (NA)	To work with faculty in a small class (NA)
18	2 (11.11%)	1 (5.56%)	1 (5.56%)	1 (5.56%)	0 (0.00%)	8 (44.44%)	1 (5.56%)	1 (5.56%)	1 (5.56%)	0 (0.00%)	2 (11.11%)

2. Please identify the second most important reason for enrolling in Summer Session.

Question Type: Multiple Choice
~
contributed by Summer Session

Results for PLIR-4350-001											
Total	To learn about a unique topic not offered during the academic year (NA)	To take advantage of the intensive format of summer classes (NA)	Other - please specify in the comments below (NA)	To engage in a research opportunity (NA)	To complete an area or competency requirement (NA)	To complete a requirement for your major (NA)	To improve your GPA (NA)	To lighten your course load during the academic year (NA)	To double major (NA)	To graduate early (NA)	To work with faculty in a small class (NA)
18	2 (11.11%)	0 (0.00%)	1 (5.56%)	0 (0.00%)	0 (0.00%)	2 (11.11%)	4 (22.22%)	3 (16.67%)	6 (33.33%)	0 (0.00%)	0 (0.00%)

3. Which support service was most important to you during Summer Session?

Question Type: Multiple Choice
~
contributed by Summer Session

Results for PLIR-4350-001													
Total	Libraries (NA)	The Office of Summer and Special Academic Programs (NA)	University Registrar (NA)	University Bookstore (NA)	Other - please specify in the comments below (NA)	University Computing Facilities (NA)	Student Financial Services - Office of Financial Aid (NA)	Summer Housing (UVA Conference Services) (NA)	Dining Services: Dining Halls/Cafes/Pavilion XI (NA)	Office of the Dean of Students (NA)	Student Health (NA)	IM-Rec Sports (gyms on grounds) (NA)	Newcomb Hall: Facilities and Services/Extracurricular Programs (NA)
18	6 (33.33%)	0 (0.00%)	0 (0.00%)	3 (16.67%)	0 (0.00%)	0 (0.00%)	2 (11.11%)	0 (0.00%)	0 (0.00%)	3 (16.67%)	2 (11.11%)	2 (11.11%)	0 (0.00%)

4. Which support service was of second most importance to you during Summer Session?

Question Type: Multiple Choice
~
contributed by Summer Session

Results for PLIR-4350-001													
Total	Libraries (NA)	Summer Session Office (NA)	University Registrar (NA)	University Bookstore (NA)	Other - please specify in the comments below (NA)	University Computing Facilities (NA)	Student Financial Services - Office of Financial Aid (NA)	Summer Housing (UVA Conference Services) (NA)	Dining Services: Dining Halls/Cafes/Pavilion XI (NA)	Office of the Dean of Students (NA)	Student Health (NA)	IM-Rec Sports (gyms on grounds) (NA)	Newcomb Hall: Facilities and Services/Extracurricular Programs (NA)
17	7 (41.18%)	1 (5.88%)	1 (5.88%)	3 (17.65%)	1 (5.88%)	1 (5.88%)	1 (5.88%)	1 (5.88%)	1 (5.88%)	0 (0.00%)	0 (0.00%)	0 (0.00%)	0 (0.00%)

~ QUESTIONS AND DETAILS ~

~ ANSWER MATRICES ~

5. How did you learn about Summer Session?

Question Type: Multiple Choice
 ~
 contributed by Summer Session

Results for PLIR-4350-001											
Total	Announcements in the Cavalier Daily (NA)	Connections (NA)	Other - please specify in the comments below (NA)	Advertisement in other school newspapers (NA)	Newspaper advertisements (Washington Post, New York Times, etc.) (NA)	Internet Advertisement (NA)	Summer Session website (NA)	E-mails from the College of Arts and Sciences deans (NA)	Tables in dining halls and cafes (NA)	Flyers posted around Grounds (e.g., classrooms, dorms) (NA)	Word of mouth from faculty, staff, and fellow students (NA)
18	1 (5.56%)	1 (5.56%)	1 (5.56%)	0 (0.00%)	0 (0.00%)	0 (0.00%)	6 (33.33%)	0 (0.00%)	0 (0.00%)	1 (5.56%)	8 (44.44%)

6. Is there a particular course you would have taken during the summer term if it had been offered?

Question Type: Short Answer
 ~
 contributed by Summer Session

Results for PLIR-4350-001	
Total	Individual Answers
9	See below for Individual Results

No.
 no
 N/a
 Baroque Art by Goedde, which was canceled
 n/a
 More on the UN or Human Rights
 Intro politics classes
 I had wanted to take a class on the US Congress that was to be taught by Laura Blessing, listed under PLAP, but it was removed from the list of courses offered in the Summer.
 French or German

7. Please rate your overall experience in Summer Session.

Question Type: Likert
 ~
 contributed by Summer Session

Results for PLIR-4350-001							
Total	Mean	Std Dev	Excellent (5)	Good (4)	Fair (3)	Poor (2)	Very Poor (1)
18	4.33	0.59	7 (38.89%)	10 (55.56%)	1 (5.56%)	0 (0.00%)	0 (0.00%)

8. The average number of hours per week I spent outside of class preparing for this course was:

Question Type: Multiple Choice
 ~
 contributed by Office of the Provost

Results for PLIR-4350-001					
Total	Less than 1 (NA)	1 - 3 (NA)	4 - 6 (NA)	7 - 9 (NA)	10 or more (NA)
18	0 (0.00%)	3 (16.67%)	9 (50.00%)	4 (22.22%)	2 (11.11%)

9. I learned a great deal in this course.

Question Type: Likert
 ~
 contributed by Office of the Provost

Results for PLIR-4350-001							
Total	Mean	Std Dev	Strongly Agree (5)	Agree (4)	Neutral (3)	Disagree (2)	Strongly Disagree (1)
18	4.28	0.67	7 (38.89%)	9 (50.00%)	2 (11.11%)	0 (0.00%)	0 (0.00%)

10. Overall, this was a worthwhile course.

Question Type: Likert
 ~
 contributed by Office of the Provost

Results for PLIR-4350-001							
Total	Mean	Std Dev	Strongly Agree (5)	Agree (4)	Neutral (3)	Disagree (2)	Strongly Disagree (1)
18	4.50	0.71	11 (61.11%)	5 (27.78%)	2 (11.11%)	0 (0.00%)	0 (0.00%)

~ QUESTIONS AND DETAILS ~	~ ANSWER MATRICES ~																								
<p>11. The course's goals and requirements were defined and adhered to by the instructor.</p> <p style="text-align: center;">~ Question Type: Likert ~ <i>contributed by Office of the Provost</i></p>	<table border="1"> <thead> <tr> <th colspan="8">Results for PLIR-4350-001, Voss, M. Joel</th> </tr> <tr> <th>Total</th> <th>Mean</th> <th>Std Dev</th> <th>Strongly Agree (5)</th> <th>Agree (4)</th> <th>Neutral (3)</th> <th>Disagree (2)</th> <th>Strongly Disagree (1)</th> </tr> </thead> <tbody> <tr> <td>18</td> <td>4.22</td> <td>0.81</td> <td>7 (38.89%)</td> <td>9 (50.00%)</td> <td>1 (5.56%)</td> <td>1 (5.56%)</td> <td>0 (0.00%)</td> </tr> </tbody> </table>	Results for PLIR-4350-001, Voss, M. Joel								Total	Mean	Std Dev	Strongly Agree (5)	Agree (4)	Neutral (3)	Disagree (2)	Strongly Disagree (1)	18	4.22	0.81	7 (38.89%)	9 (50.00%)	1 (5.56%)	1 (5.56%)	0 (0.00%)
Results for PLIR-4350-001, Voss, M. Joel																									
Total	Mean	Std Dev	Strongly Agree (5)	Agree (4)	Neutral (3)	Disagree (2)	Strongly Disagree (1)																		
18	4.22	0.81	7 (38.89%)	9 (50.00%)	1 (5.56%)	1 (5.56%)	0 (0.00%)																		
<p>12. The instructor was approachable and made himself/herself available to students outside the classroom.</p> <p style="text-align: center;">~ Question Type: Likert ~ <i>contributed by Office of the Provost</i></p>	<table border="1"> <thead> <tr> <th colspan="8">Results for PLIR-4350-001, Voss, M. Joel</th> </tr> <tr> <th>Total</th> <th>Mean</th> <th>Std Dev</th> <th>Strongly Agree (5)</th> <th>Agree (4)</th> <th>Neutral (3)</th> <th>Disagree (2)</th> <th>Strongly Disagree (1)</th> </tr> </thead> <tbody> <tr> <td>18</td> <td>4.61</td> <td>0.61</td> <td>12 (66.67%)</td> <td>5 (27.78%)</td> <td>1 (5.56%)</td> <td>0 (0.00%)</td> <td>0 (0.00%)</td> </tr> </tbody> </table>	Results for PLIR-4350-001, Voss, M. Joel								Total	Mean	Std Dev	Strongly Agree (5)	Agree (4)	Neutral (3)	Disagree (2)	Strongly Disagree (1)	18	4.61	0.61	12 (66.67%)	5 (27.78%)	1 (5.56%)	0 (0.00%)	0 (0.00%)
Results for PLIR-4350-001, Voss, M. Joel																									
Total	Mean	Std Dev	Strongly Agree (5)	Agree (4)	Neutral (3)	Disagree (2)	Strongly Disagree (1)																		
18	4.61	0.61	12 (66.67%)	5 (27.78%)	1 (5.56%)	0 (0.00%)	0 (0.00%)																		
<p>13. Overall, the instructor was an effective teacher.</p> <p style="text-align: center;">~ Question Type: Likert ~ <i>contributed by Office of the Provost</i></p>	<table border="1"> <thead> <tr> <th colspan="8">Results for PLIR-4350-001, Voss, M. Joel</th> </tr> <tr> <th>Total</th> <th>Mean</th> <th>Std Dev</th> <th>Strongly Agree (5)</th> <th>Agree (4)</th> <th>Neutral (3)</th> <th>Disagree (2)</th> <th>Strongly Disagree (1)</th> </tr> </thead> <tbody> <tr> <td>18</td> <td>4.56</td> <td>0.62</td> <td>11 (61.11%)</td> <td>6 (33.33%)</td> <td>1 (5.56%)</td> <td>0 (0.00%)</td> <td>0 (0.00%)</td> </tr> </tbody> </table>	Results for PLIR-4350-001, Voss, M. Joel								Total	Mean	Std Dev	Strongly Agree (5)	Agree (4)	Neutral (3)	Disagree (2)	Strongly Disagree (1)	18	4.56	0.62	11 (61.11%)	6 (33.33%)	1 (5.56%)	0 (0.00%)	0 (0.00%)
Results for PLIR-4350-001, Voss, M. Joel																									
Total	Mean	Std Dev	Strongly Agree (5)	Agree (4)	Neutral (3)	Disagree (2)	Strongly Disagree (1)																		
18	4.56	0.62	11 (61.11%)	6 (33.33%)	1 (5.56%)	0 (0.00%)	0 (0.00%)																		
<p>14. Please make any overall comments or observations about this course:</p> <p style="text-align: center;">~ Question Type: Short Answer ~ <i>contributed by Office of the Provost</i></p>	<table border="1"> <thead> <tr> <th colspan="2">Results for PLIR-4350-001</th> </tr> <tr> <th>Total</th> <th>Individual Answers</th> </tr> </thead> <tbody> <tr> <td>13</td> <td style="text-align: center;"><i>See below for Individual Results</i></td> </tr> </tbody> </table> <p>none</p> <p>Joel is awesome, regardless of what grade I get, he's a friendly, engaging professor. In fact, he could stand to be harsher, but I fear no one would take him very seriously :-/ He's too nice :-D Great class, but feel free to be harsher (after this session of course)</p> <p>The course was very good but there were a lot of emails</p> <p>The readings could have been better quality and better organized; specifically, they were sometimes biased and insufficient to answer Mid-Term questions well.</p> <p>also, the pace of reading critical literature followed with a movie every friday was brilliant. thought i was going to hate it, but it ended up bringing the humanity back into the course. The mediation game aka "Wrath of Voss" was downright awesome too.</p> <p>Joel made himself and the material accessible. He took into account how taxing summer sessions can be and tried to make the course load as manageable as possible without diluting it too much. There was a good balance of lecture and discussion. He challenged students to defend their opinions, rather than simply take a limp stance. Loved the pace, content, and instructor. Also, he was tolerant of students' name-calling, including colorful words like "poophead."</p> <p>I really enjoyed this class. Joel was a fantastic teacher and he made the course enjoyable and the information load really accessible and I have no improvement recommendations. We also had an awesome role play.</p> <p>I enjoyed hearing everyone's different opinions and hearing other people who were just as confused as me about humanitarian intervention issues. I also really enjoyed how Joel challenged the different opinions and made us see the different sides of everything.</p> <p>Have students write 1-2 page position papers per week on a certain topic to lessen the time spent on readings and to spread out midterm and final weight Have more interactive simulations of mediation and negotiating tactics</p> <p>I would put R2P at the end of the readings section of the course, put it before case studies Would have liked to see more of an overview of cases (Kosovo, Rwanda) since they came up a lot in readings Overall great course, good balance between being realistic about expectations for it being a summer course and it being a 4000 level great way to approach topic- a mix of theory, IR, law, and cases (maybe use more historic cases) instructor was very approachable and attacked subject and manageable way (it is very difficult to discuss humanitarian crises every day) overall great</p> <p>This class was really interesting and really shed light on things that I did not really think about before. Although the readings at times were a little dry overall it was a very informative class.</p> <p>This course was really interesting to me and I think it definitely helped solidify my thoughts on possible career paths in politics. Joel was a fun and amiable teacher.</p>	Results for PLIR-4350-001		Total	Individual Answers	13	<i>See below for Individual Results</i>																		
Results for PLIR-4350-001																									
Total	Individual Answers																								
13	<i>See below for Individual Results</i>																								

~ QUESTIONS AND DETAILS ~

~ ANSWER MATRICES ~

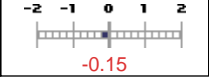
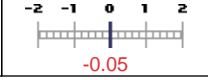
The reason I took this course was mainly because I took some time off from school for personal reason last year and wanted to get back into the swing of things, get used to taking classes, writing papers, studying, etc. Unfortunately, the transition back into college has been a little rocky. I was overwhelmed with the course load, and the social scene, so while I'm disappointed with my performance in this course, I'm thankful I came back now, and have things I'm determined to improve. If I'd just come back in the fall my GPA would have suffered. That being said, I learned a great deal from Joel. He was a good instructor and the material was interesting and informative. I'm thankful for his patience with us. Sometimes things weren't turned in on time, or we were all tired or apathetic, but he'd reign us right back in and keep us on task. I also like that UVA offers classes on the UN, conflict resolution, or aspects on foreign intervention. The syllabus was largely adhered to, and while I didn't take the time to get to Joel's office hours or talk one-on-one, I know that if I need something or want to discuss current events that relate to HI, I could knock on his door. Great summer session and I know I will do better next session! Thanks again Joel!

STS 1500-113 Sci, Tech & Contemp Issues - Spring 2012

ENGR (20246)

INSTRUCTORS: Voss, M. Joel (mjv3h)

Respondents: 23 / Enrollment: 25

Summary: STS 1500-113 Sci, Tech & Contemp Issues - Spring 2012 (20246)	
Overall Course Rating STS-1500-113 Mean 3.80 STS-1500-113 Std Dev 0.85 STS-1500-113 Response Count 114	Overall Instructor Rating INSTRUCTOR: Voss, M. Joel Mean 4.19 Std Dev 0.73 Response Count 160
Difference from Category Mean, Expressed in Category Standard Deviations 	Difference from Category Mean, Expressed in Category Standard Deviations 
SEAS, 1000-level courses Mean 3.95 SEAS, 1000-level courses Std Dev 1.02 SEAS, 1000-level courses Response Count 8564	SEAS, 1000-level courses Mean 4.23 SEAS, 1000-level courses Std Dev 0.89 SEAS, 1000-level courses Response Count 23390

~ QUESTIONS AND DETAILS ~	~ ANSWER MATRICES ~																																																						
<p>1. The course addressed technically rigorous subject matter consistent with the course objectives.</p> <p style="text-align: center;">~ Question Type: Likert ~</p> <p style="text-align: center;"><i>contributed by Dean of the School of Engineering and Applied Science</i></p>	<table border="1"> <thead> <tr> <th colspan="9">Results for STS-1500-113</th> </tr> <tr> <th>Total</th> <th>Mean</th> <th>Std Dev</th> <th>Strongly Agree (5)</th> <th>Agree (4)</th> <th>Neutral (3)</th> <th>Disagree (2)</th> <th>Strongly Disagree (1)</th> <th>Not Applicable (NA)</th> </tr> </thead> <tbody> <tr> <td>23</td> <td>3.78</td> <td>0.74</td> <td>2 (8.70%)</td> <td>16 (69.57%)</td> <td>3 (13.04%)</td> <td>2 (8.70%)</td> <td>0 (0.00%)</td> <td>0 (0.00%)</td> </tr> </tbody> </table> <table border="1"> <thead> <tr> <th colspan="9">Results for SEAS, 1000-level courses</th> </tr> <tr> <th>Total</th> <th>Mean</th> <th>Std Dev</th> <th>Strongly Agree (5)</th> <th>Agree (4)</th> <th>Neutral (3)</th> <th>Disagree (2)</th> <th>Strongly Disagree (1)</th> <th>Not Applicable (NA)</th> </tr> </thead> <tbody> <tr> <td>1713</td> <td>4.18</td> <td>0.83</td> <td>654 (38.18%)</td> <td>809 (47.23%)</td> <td>169 (9.87%)</td> <td>50 (2.92%)</td> <td>24 (1.40%)</td> <td>7 (0.41%)</td> </tr> </tbody> </table>	Results for STS-1500-113									Total	Mean	Std Dev	Strongly Agree (5)	Agree (4)	Neutral (3)	Disagree (2)	Strongly Disagree (1)	Not Applicable (NA)	23	3.78	0.74	2 (8.70%)	16 (69.57%)	3 (13.04%)	2 (8.70%)	0 (0.00%)	0 (0.00%)	Results for SEAS, 1000-level courses									Total	Mean	Std Dev	Strongly Agree (5)	Agree (4)	Neutral (3)	Disagree (2)	Strongly Disagree (1)	Not Applicable (NA)	1713	4.18	0.83	654 (38.18%)	809 (47.23%)	169 (9.87%)	50 (2.92%)	24 (1.40%)	7 (0.41%)
	Results for STS-1500-113																																																						
Total	Mean	Std Dev	Strongly Agree (5)	Agree (4)	Neutral (3)	Disagree (2)	Strongly Disagree (1)	Not Applicable (NA)																																															
23	3.78	0.74	2 (8.70%)	16 (69.57%)	3 (13.04%)	2 (8.70%)	0 (0.00%)	0 (0.00%)																																															
Results for SEAS, 1000-level courses																																																							
Total	Mean	Std Dev	Strongly Agree (5)	Agree (4)	Neutral (3)	Disagree (2)	Strongly Disagree (1)	Not Applicable (NA)																																															
1713	4.18	0.83	654 (38.18%)	809 (47.23%)	169 (9.87%)	50 (2.92%)	24 (1.40%)	7 (0.41%)																																															
<p>2. The instructor used methods other than/in addition to traditional lectures (for example, active learning, in-class problems, collaborative learning, in-class discussion) effectively in this course.</p> <p style="text-align: center;">~ Question Type: Likert ~</p> <p style="text-align: center;"><i>contributed by Dean of the School of Engineering and Applied Science</i></p>	<table border="1"> <thead> <tr> <th colspan="9">Results for STS-1500-113, Voss, M. Joel</th> </tr> <tr> <th>Total</th> <th>Mean</th> <th>Std Dev</th> <th>Strongly Agree (5)</th> <th>Agree (4)</th> <th>Neutral (3)</th> <th>Disagree (2)</th> <th>Strongly Disagree (1)</th> <th>Not Applicable (NA)</th> </tr> </thead> <tbody> <tr> <td>23</td> <td>4.48</td> <td>0.59</td> <td>12 (52.17%)</td> <td>10 (43.48%)</td> <td>1 (4.35%)</td> <td>0 (0.00%)</td> <td>0 (0.00%)</td> <td>0 (0.00%)</td> </tr> </tbody> </table> <table border="1"> <thead> <tr> <th colspan="9">Results for SEAS, 1000-level courses</th> </tr> <tr> <th>Total</th> <th>Mean</th> <th>Std Dev</th> <th>Strongly Agree (5)</th> <th>Agree (4)</th> <th>Neutral (3)</th> <th>Disagree (2)</th> <th>Strongly Disagree (1)</th> <th>Not Applicable (NA)</th> </tr> </thead> <tbody> <tr> <td>3373</td> <td>4.17</td> <td>0.96</td> <td>1018 (30.18%)</td> <td>798 (23.66%)</td> <td>308 (9.13%)</td> <td>81 (2.40%)</td> <td>53 (1.57%)</td> <td>1115 (33.06%)</td> </tr> </tbody> </table>	Results for STS-1500-113, Voss, M. Joel									Total	Mean	Std Dev	Strongly Agree (5)	Agree (4)	Neutral (3)	Disagree (2)	Strongly Disagree (1)	Not Applicable (NA)	23	4.48	0.59	12 (52.17%)	10 (43.48%)	1 (4.35%)	0 (0.00%)	0 (0.00%)	0 (0.00%)	Results for SEAS, 1000-level courses									Total	Mean	Std Dev	Strongly Agree (5)	Agree (4)	Neutral (3)	Disagree (2)	Strongly Disagree (1)	Not Applicable (NA)	3373	4.17	0.96	1018 (30.18%)	798 (23.66%)	308 (9.13%)	81 (2.40%)	53 (1.57%)	1115 (33.06%)
	Results for STS-1500-113, Voss, M. Joel																																																						
Total	Mean	Std Dev	Strongly Agree (5)	Agree (4)	Neutral (3)	Disagree (2)	Strongly Disagree (1)	Not Applicable (NA)																																															
23	4.48	0.59	12 (52.17%)	10 (43.48%)	1 (4.35%)	0 (0.00%)	0 (0.00%)	0 (0.00%)																																															
Results for SEAS, 1000-level courses																																																							
Total	Mean	Std Dev	Strongly Agree (5)	Agree (4)	Neutral (3)	Disagree (2)	Strongly Disagree (1)	Not Applicable (NA)																																															
3373	4.17	0.96	1018 (30.18%)	798 (23.66%)	308 (9.13%)	81 (2.40%)	53 (1.57%)	1115 (33.06%)																																															
<p>3. There was a reasonable level of effort expected for the credit hours received.</p> <p style="text-align: center;">~ Question Type: Likert ~</p> <p style="text-align: center;"><i>contributed by Dean of the School of Engineering and Applied Science</i></p>	<table border="1"> <thead> <tr> <th colspan="9">Results for STS-1500-113</th> </tr> <tr> <th>Total</th> <th>Mean</th> <th>Std Dev</th> <th>Strongly Agree (5)</th> <th>Agree (4)</th> <th>Neutral (3)</th> <th>Disagree (2)</th> <th>Strongly Disagree (1)</th> <th>Not Applicable (NA)</th> </tr> </thead> <tbody> <tr> <td>23</td> <td>3.96</td> <td>0.71</td> <td>4 (17.39%)</td> <td>15 (65.22%)</td> <td>3 (13.04%)</td> <td>1 (4.35%)</td> <td>0 (0.00%)</td> <td>0 (0.00%)</td> </tr> </tbody> </table> <table border="1"> <thead> <tr> <th colspan="9">Results for SEAS, 1000-level courses</th> </tr> <tr> <th>Total</th> <th>Mean</th> <th>Std Dev</th> <th>Strongly Agree (5)</th> <th>Agree (4)</th> <th>Neutral (3)</th> <th>Disagree (2)</th> <th>Strongly Disagree (1)</th> <th>Not Applicable (NA)</th> </tr> </thead> <tbody> <tr> <td>1718</td> <td>4.12</td> <td>0.90</td> <td>632 (36.79%)</td> <td>797 (46.39%)</td> <td>173 (10.07%)</td> <td>82 (4.77%)</td> <td>30 (1.75%)</td> <td>4 (0.23%)</td> </tr> </tbody> </table>	Results for STS-1500-113									Total	Mean	Std Dev	Strongly Agree (5)	Agree (4)	Neutral (3)	Disagree (2)	Strongly Disagree (1)	Not Applicable (NA)	23	3.96	0.71	4 (17.39%)	15 (65.22%)	3 (13.04%)	1 (4.35%)	0 (0.00%)	0 (0.00%)	Results for SEAS, 1000-level courses									Total	Mean	Std Dev	Strongly Agree (5)	Agree (4)	Neutral (3)	Disagree (2)	Strongly Disagree (1)	Not Applicable (NA)	1718	4.12	0.90	632 (36.79%)	797 (46.39%)	173 (10.07%)	82 (4.77%)	30 (1.75%)	4 (0.23%)
	Results for STS-1500-113																																																						
Total	Mean	Std Dev	Strongly Agree (5)	Agree (4)	Neutral (3)	Disagree (2)	Strongly Disagree (1)	Not Applicable (NA)																																															
23	3.96	0.71	4 (17.39%)	15 (65.22%)	3 (13.04%)	1 (4.35%)	0 (0.00%)	0 (0.00%)																																															
Results for SEAS, 1000-level courses																																																							
Total	Mean	Std Dev	Strongly Agree (5)	Agree (4)	Neutral (3)	Disagree (2)	Strongly Disagree (1)	Not Applicable (NA)																																															
1718	4.12	0.90	632 (36.79%)	797 (46.39%)	173 (10.07%)	82 (4.77%)	30 (1.75%)	4 (0.23%)																																															

~ QUESTIONS AND DETAILS ~

~ ANSWER MATRICES ~

4. The homework assignments helped me learn the subject matter.

Question Type: Likert

contributed by Dean of the School of Engineering and Applied Science

Results for STS-1500-113								
Total	Mean	Std Dev	Strongly Agree (5)	Agree (4)	Neutral (3)	Disagree (2)	Strongly Disagree (1)	Not Applicable (NA)
22	3.68	0.99	3 (13.64%)	13 (59.09%)	3 (13.64%)	2 (9.09%)	1 (4.55%)	0 (0.00%)

Results for SEAS, 1000-level courses								
Total	Mean	Std Dev	Strongly Agree (5)	Agree (4)	Neutral (3)	Disagree (2)	Strongly Disagree (1)	Not Applicable (NA)
1715	4.10	0.99	687 (40.06%)	661 (38.54%)	184 (10.73%)	106 (6.18%)	41 (2.39%)	36 (2.10%)

5. The textbook increased my understanding of the material.

Question Type: Likert

contributed by Dean of the School of Engineering and Applied Science

Results for STS-1500-113								
Total	Mean	Std Dev	Strongly Agree (5)	Agree (4)	Neutral (3)	Disagree (2)	Strongly Disagree (1)	Not Applicable (NA)
23	3.86	0.94	4 (17.39%)	14 (60.87%)	2 (8.70%)	1 (4.35%)	1 (4.35%)	1 (4.35%)

Results for SEAS, 1000-level courses								
Total	Mean	Std Dev	Strongly Agree (5)	Agree (4)	Neutral (3)	Disagree (2)	Strongly Disagree (1)	Not Applicable (NA)
1714	3.61	1.14	362 (21.12%)	650 (37.92%)	333 (19.43%)	171 (9.98%)	107 (6.24%)	91 (5.31%)

6. The course material was well organized and developed.

Question Type: Likert

contributed by Dean of the School of Engineering and Applied Science

Results for STS-1500-113, Voss, M. Joel								
Total	Mean	Std Dev	Strongly Agree (5)	Agree (4)	Neutral (3)	Disagree (2)	Strongly Disagree (1)	Not Applicable (NA)
22	4.09	0.68	6 (27.27%)	12 (54.55%)	4 (18.18%)	0 (0.00%)	0 (0.00%)	0 (0.00%)

Results for SEAS, 1000-level courses								
Total	Mean	Std Dev	Strongly Agree (5)	Agree (4)	Neutral (3)	Disagree (2)	Strongly Disagree (1)	Not Applicable (NA)
3356	4.11	0.91	860 (25.63%)	929 (27.68%)	317 (9.45%)	89 (2.65%)	37 (1.10%)	1124 (33.49%)

7. The instructor was knowledgeable about the subject matter.

Question Type: Likert

contributed by Dean of the School of Engineering and Applied Science

Results for STS-1500-113, Voss, M. Joel								
Total	Mean	Std Dev	Strongly Agree (5)	Agree (4)	Neutral (3)	Disagree (2)	Strongly Disagree (1)	Not Applicable (NA)
23	4.30	0.63	9 (39.13%)	12 (52.17%)	2 (8.70%)	0 (0.00%)	0 (0.00%)	0 (0.00%)

Results for SEAS, 1000-level courses								
Total	Mean	Std Dev	Strongly Agree (5)	Agree (4)	Neutral (3)	Disagree (2)	Strongly Disagree (1)	Not Applicable (NA)
3329	4.45	0.78	1314 (39.47%)	633 (19.01%)	219 (6.58%)	32 (0.96%)	14 (0.42%)	1117 (33.55%)

8. The instructor was well prepared for class.

Question Type: Likert

contributed by Dean of the School of Engineering and Applied Science

Results for STS-1500-113, Voss, M. Joel								
Total	Mean	Std Dev	Strongly Agree (5)	Agree (4)	Neutral (3)	Disagree (2)	Strongly Disagree (1)	Not Applicable (NA)
23	4.04	0.64	5 (21.74%)	14 (60.87%)	4 (17.39%)	0 (0.00%)	0 (0.00%)	0 (0.00%)

Results for SEAS, 1000-level courses								
Total	Mean	Std Dev	Strongly Agree (5)	Agree (4)	Neutral (3)	Disagree (2)	Strongly Disagree (1)	Not Applicable (NA)
3341	4.36	0.79	1162 (34.78%)	750 (22.45%)	259 (7.75%)	32 (0.96%)	14 (0.42%)	1124 (33.64%)

~ QUESTIONS AND DETAILS ~

~ ANSWER MATRICES ~

9. I received adequate preparation from the prior courses in the curriculum to be successful in this course.

Question Type: Likert

contributed by Dean of the School of Engineering and Applied Science

Results for STS-1500-113								
Total	Mean	Std Dev	Strongly Agree (5)	Agree (4)	Neutral (3)	Disagree (2)	Strongly Disagree (1)	Not Applicable (NA)
23	3.71	0.92	4 (17.39%)	5 (21.74%)	7 (30.43%)	1 (4.35%)	0 (0.00%)	6 (26.09%)

Results for SEAS, 1000-level courses								
Total	Mean	Std Dev	Strongly Agree (5)	Agree (4)	Neutral (3)	Disagree (2)	Strongly Disagree (1)	Not Applicable (NA)
1704	3.63	1.12	288 (16.90%)	346 (20.31%)	330 (19.37%)	93 (5.46%)	63 (3.70%)	584 (34.27%)

10. The grading policy was fair.

Question Type: Likert

contributed by Dean of the School of Engineering and Applied Science

Results for STS-1500-113, Voss, M. Joel								
Total	Mean	Std Dev	Strongly Agree (5)	Agree (4)	Neutral (3)	Disagree (2)	Strongly Disagree (1)	Not Applicable (NA)
23	3.96	0.98	8 (34.78%)	8 (34.78%)	5 (21.74%)	2 (8.70%)	0 (0.00%)	0 (0.00%)

Results for SEAS, 1000-level courses								
Total	Mean	Std Dev	Strongly Agree (5)	Agree (4)	Neutral (3)	Disagree (2)	Strongly Disagree (1)	Not Applicable (NA)
3339	4.03	0.92	743 (22.25%)	905 (27.10%)	375 (11.23%)	113 (3.38%)	29 (0.87%)	1174 (35.16%)

11. The instructor responded adequately to in-class questions.

Question Type: Likert

contributed by Dean of the School of Engineering and Applied Science

Results for STS-1500-113, Voss, M. Joel								
Total	Mean	Std Dev	Strongly Agree (5)	Agree (4)	Neutral (3)	Disagree (2)	Strongly Disagree (1)	Not Applicable (NA)
23	4.52	0.67	14 (60.87%)	7 (30.43%)	2 (8.70%)	0 (0.00%)	0 (0.00%)	0 (0.00%)

Results for SEAS, 1000-level courses								
Total	Mean	Std Dev	Strongly Agree (5)	Agree (4)	Neutral (3)	Disagree (2)	Strongly Disagree (1)	Not Applicable (NA)
3324	4.31	0.87	1144 (34.42%)	687 (20.67%)	270 (8.12%)	54 (1.62%)	27 (0.81%)	1142 (34.36%)

12. The instructor effectively used technology in support of the learning goals for this course.

Question Type: Likert

contributed by Dean of the School of Engineering and Applied Science

Results for STS-1500-113, Voss, M. Joel								
Total	Mean	Std Dev	Strongly Agree (5)	Agree (4)	Neutral (3)	Disagree (2)	Strongly Disagree (1)	Not Applicable (NA)
23	3.91	0.67	4 (17.39%)	13 (56.52%)	6 (26.09%)	0 (0.00%)	0 (0.00%)	0 (0.00%)

Results for SEAS, 1000-level courses								
Total	Mean	Std Dev	Strongly Agree (5)	Agree (4)	Neutral (3)	Disagree (2)	Strongly Disagree (1)	Not Applicable (NA)
3328	4.19	0.90	962 (28.91%)	787 (23.65%)	338 (10.16%)	58 (1.74%)	34 (1.02%)	1149 (34.53%)

13. The average number of hours per week I spent outside of class preparing for this course was:

Question Type: Multiple Choice

contributed by Office of the Provost

Results for STS-1500-113					
Total	Less than 1 (NA)	1 - 3 (NA)	4 - 6 (NA)	7 - 9 (NA)	10 or more (NA)
23	1 (4.35%)	16 (69.57%)	5 (21.74%)	1 (4.35%)	0 (0.00%)

Results for SEAS, 1000-level courses					
Total	Less than 1 (NA)	1 - 3 (NA)	4 - 6 (NA)	7 - 9 (NA)	10 or more (NA)
1715	141 (8.22%)	794 (46.30%)	615 (35.86%)	117 (6.82%)	48 (2.80%)

~ QUESTIONS AND DETAILS ~

~ ANSWER MATRICES ~

14. I learned a great deal in this course.

~
Question Type: Likert
~
contributed by Office of the Provost

Results for STS-1500-113							
Total	Mean	Std Dev	Strongly Agree (5)	Agree (4)	Neutral (3)	Disagree (2)	Strongly Disagree (1)
23	3.52	0.95	3 (13.04%)	9 (39.13%)	9 (39.13%)	1 (4.35%)	1 (4.35%)

Results for SEAS, 1000-level courses							
Total	Mean	Std Dev	Strongly Agree (5)	Agree (4)	Neutral (3)	Disagree (2)	Strongly Disagree (1)
1712	3.97	1.08	642 (37.50%)	630 (36.80%)	256 (14.95%)	112 (6.54%)	72 (4.21%)

15. Overall, this was a worthwhile course.

~
Question Type: Likert
~
contributed by Office of the Provost

Results for STS-1500-113							
Total	Mean	Std Dev	Strongly Agree (5)	Agree (4)	Neutral (3)	Disagree (2)	Strongly Disagree (1)
23	3.17	1.03	2 (8.70%)	7 (30.43%)	8 (34.78%)	5 (21.74%)	1 (4.35%)

Results for SEAS, 1000-level courses							
Total	Mean	Std Dev	Strongly Agree (5)	Agree (4)	Neutral (3)	Disagree (2)	Strongly Disagree (1)
1710	3.88	1.20	648 (37.89%)	583 (34.09%)	224 (13.10%)	132 (7.72%)	123 (7.19%)

16. The course's goals and requirements were defined and adhered to by the instructor.

~
Question Type: Likert
~
contributed by Office of the Provost

Results for STS-1500-113, Voss, M. Joel							
Total	Mean	Std Dev	Strongly Agree (5)	Agree (4)	Neutral (3)	Disagree (2)	Strongly Disagree (1)
23	4.04	0.64	5 (21.74%)	14 (60.87%)	4 (17.39%)	0 (0.00%)	0 (0.00%)

Results for SEAS, 1000-level courses							
Total	Mean	Std Dev	Strongly Agree (5)	Agree (4)	Neutral (3)	Disagree (2)	Strongly Disagree (1)
3260	3.76	1.06	938 (28.77%)	1000 (30.67%)	1095 (33.59%)	42 (1.29%)	185 (5.67%)

17. The instructor was approachable and made himself/herself available to students outside the classroom.

~
Question Type: Likert
~
contributed by Office of the Provost

Results for STS-1500-113, Voss, M. Joel							
Total	Mean	Std Dev	Strongly Agree (5)	Agree (4)	Neutral (3)	Disagree (2)	Strongly Disagree (1)
23	4.26	0.86	11 (47.83%)	8 (34.78%)	3 (13.04%)	1 (4.35%)	0 (0.00%)

Results for SEAS, 1000-level courses							
Total	Mean	Std Dev	Strongly Agree (5)	Agree (4)	Neutral (3)	Disagree (2)	Strongly Disagree (1)
3244	3.72	1.04	951 (29.32%)	782 (24.11%)	1288 (39.70%)	97 (2.99%)	126 (3.88%)

18. Overall, the instructor was an effective teacher.

~
Question Type: Likert
~
contributed by Office of the Provost

Results for STS-1500-113, Voss, M. Joel							
Total	Mean	Std Dev	Strongly Agree (5)	Agree (4)	Neutral (3)	Disagree (2)	Strongly Disagree (1)
23	4.17	0.78	8 (34.78%)	12 (52.17%)	2 (8.70%)	1 (4.35%)	0 (0.00%)

Results for SEAS, 1000-level courses							
Total	Mean	Std Dev	Strongly Agree (5)	Agree (4)	Neutral (3)	Disagree (2)	Strongly Disagree (1)
3244	3.80	1.06	1083 (33.38%)	768 (23.67%)	1181 (36.41%)	82 (2.53%)	130 (4.01%)

19. Please make any overall comments or observations about this course:

~
Question Type: Short Answer

~
contributed by Office of the Provost

Results for STS-1500-113	
Total	Individual Answers
16	See below for Individual Results

Mr. Voss was pretty awesome.

I think the reading material needs to be covered in discussion more. There were some weeks where we didn't even talk about the reading, which made it harder to prepare well for tests.

Discussion was a pretty effective time to understand what we needed to gather from the readings and understand the main points.

Joel was great! He really helped in organizing our papers, and really encouraged us to participate!

I felt that the participation in the discussion sections was difficult. Just by personality I don't like to talk over people, and that's essentially what we had to resort to since there was no system akin to hand raising or the like. This meant I often was unable to speak since other would shoot in and speak first-often making the same points I had in mind. Of course at that point you can't speak, since you can't just make up an additional position to take in the discussion.

Mr. Voss made discussions a meaningful part of STS 1500. He was witty and always well-prepared with good material points.

I would recommend Mr.Voss to anyone, couldn't ask for a better TA.

I thought this discussion section was very helpful for the actual class. I feel like I learned more from the discussion than from the lecture. I would have liked more discussion of the readings though. I also felt that the directions for the papers could have been articulated more clearly! In a positive note, I loved the activities for this class and i liked the information i learned! I also thought it was easy to discuss and joel did a good job creating discussion.

I appreciated how the instructor made himself available through office hours and other appointments; and his fast email replies were helpful, too. However, I did not like how we had to be "lectured" on thing unrelated to class: such as, anonymous feedbacks that not all of us did. I would've liked to discuss readings and the lecture in that time he spent lecturing about anonymous feedback (once could've been enough, but we were constantly reminded of how other students submitted inappropriate feedbacks).

I think perhaps it's because it's an 8AM class, it's awfully difficult to get to all of the students at once to get them to talk, so I understand the struggle. Sometimes, though, I felt like too much personal emotion was put into the class. I mean, there's a good and a bad take on that, but it seemed like if the instructor had a bad day, the class would slightly feel that (and I don't blame him; we're sort of a quiet class.....) but still. I can tell he tried hard to get us to open up though, so many props to him.

M. Joel Voss definitely knows how to make the class interesting. 8 AM discussion is tough, but he was able, to some extent, to make it fun.

Joel was an excellent instructor who will go on to reach great heights in the future; he knows how to keep a class in good working order and enhance learning experience.

I think that we should have discussed the readings more in section. Some of the other activities and discussions we had were interesting, but didn't always pertain to the readings which was the material that we were tested on. I think that if we had discussed the readings more, we would have had a better understanding of what we needed to know and what information we should be taking out of each article.

Some of the readings were not so helpful, but overall a good course

The discussion section was fun and enhanced my understanding of the course material in other ways than the course material itself. This helped clarify the readings and see them in a new light. My only criticism is that sometimes the other ways of learning stray too far from the relevant material. Also, I feel the lecture covers materials and points that seem too easy.

~ QUESTIONS AND DETAILS ~

~ ANSWER MATRICES ~

-The discussion sections can be fun and you talk about some interesting points, but a lot of times I come away without feeling like I understand the readings much better at all. A lot of times when you raise a question or say something to prompt more discussion, I don't really see what you are getting at or how you would like us to respond--your speeches seem a little round-about or don't ask a definitive question. -While I understand the importance of being able to give a 30-second or 1-minute elevator speech, I found it very difficult to condense my 1500 word research paper into a one-minute speech that covered the question, methods, findings, and implications that you required we speak about and was actually meaningful. I was only able to speak about 1 sentence on each point, which resulted in a very general speech which contained mostly information that I knew before researching or could have predicted, rather than actual interesting new facts learned. I think it might be better to either have students focus on only one aspect (the findings, for instance) in a 1-minute speech, or increase the time limit to 1.5 or 2 minutes so that people can give more meaningful speeches and learn more from one another. -Another note about presentations: it would have been nice to receive more immediate feedback and get our grades soon after we presented. -Grading seems a bit arbitrary in this class because there are virtually no comments provided on the returned writing assignments, and participation is hard to judge and can be subjective. In another class of mine, we receive daily participation scores on Collab and all of the students enjoy this immediate feedback--I would appreciate something similar in STS. Perhaps not after every discussion section, but more than once a semester, and more quantitative than "increase", "good", etc. -Because there was little feedback on the writing assignments and little instruction or practice on how to write effectively, I felt that the writing assignments did not really improve my writing skills. Yes, I learned a lot of information and related a technology to STS by doing a research paper. But I felt like I relied on what I had learned in high school English courses rather than on any knowledge gained about writing in STS. -I found it a little ironic and irritating that you as the discussion leader would often bluntly state your opinions as facts, such as when you talked about how globalization is not a correct/valid term. Perhaps you were trying to invoke debate and discussion, but it also seemed like you were simply imposing your ideas on us as facts. -The discussion covered more interesting and worthwhile topics than the lecture, which often spent too long on concepts which seemed obvious to me.

STS 1500-114 Sci, Tech & Contemp Issues - Spring 2012

ENGR (20250)

INSTRUCTORS: Voss, M. Joel (mjv3h)

Respondents: 23 / Enrollment: 25

Summary: STS 1500-114 Sci, Tech & Contemp Issues - Spring 2012 (20250)	
Overall Course Rating STS-1500-114 Mean 3.84 STS-1500-114 Std Dev 1.05 STS-1500-114 Response Count 115	Overall Instructor Rating INSTRUCTOR: Voss, M. Joel Mean 4.53 Std Dev 0.67 Response Count 161
Difference from Category Mean, Expressed in Category Standard Deviations 	Difference from Category Mean, Expressed in Category Standard Deviations
SEAS, 1000-level courses Mean 3.95 SEAS, 1000-level courses Std Dev 1.02 SEAS, 1000-level courses Response Count 8564	SEAS, 1000-level courses Mean 4.23 SEAS, 1000-level courses Std Dev 0.89 SEAS, 1000-level courses Response Count 23390

~ QUESTIONS AND DETAILS ~	~ ANSWER MATRICES ~																																																						
<p>1. The course addressed technically rigorous subject matter consistent with the course objectives.</p> <p style="text-align: center;">Question Type: Likert</p> <p style="text-align: center;"><i>contributed by Dean of the School of Engineering and Applied Science</i></p>	<table border="1"> <thead> <tr> <th colspan="9">Results for STS-1500-114</th> </tr> <tr> <th>Total</th> <th>Mean</th> <th>Std Dev</th> <th>Strongly Agree (5)</th> <th>Agree (4)</th> <th>Neutral (3)</th> <th>Disagree (2)</th> <th>Strongly Disagree (1)</th> <th>Not Applicable (NA)</th> </tr> </thead> <tbody> <tr> <td>23</td> <td>4.09</td> <td>0.90</td> <td>8 (34.78%)</td> <td>11 (47.83%)</td> <td>2 (8.70%)</td> <td>2 (8.70%)</td> <td>0 (0.00%)</td> <td>0 (0.00%)</td> </tr> </tbody> </table> <table border="1"> <thead> <tr> <th colspan="9">Results for SEAS, 1000-level courses</th> </tr> <tr> <th>Total</th> <th>Mean</th> <th>Std Dev</th> <th>Strongly Agree (5)</th> <th>Agree (4)</th> <th>Neutral (3)</th> <th>Disagree (2)</th> <th>Strongly Disagree (1)</th> <th>Not Applicable (NA)</th> </tr> </thead> <tbody> <tr> <td>1713</td> <td>4.18</td> <td>0.83</td> <td>654 (38.18%)</td> <td>809 (47.23%)</td> <td>169 (9.87%)</td> <td>50 (2.92%)</td> <td>24 (1.40%)</td> <td>7 (0.41%)</td> </tr> </tbody> </table>	Results for STS-1500-114									Total	Mean	Std Dev	Strongly Agree (5)	Agree (4)	Neutral (3)	Disagree (2)	Strongly Disagree (1)	Not Applicable (NA)	23	4.09	0.90	8 (34.78%)	11 (47.83%)	2 (8.70%)	2 (8.70%)	0 (0.00%)	0 (0.00%)	Results for SEAS, 1000-level courses									Total	Mean	Std Dev	Strongly Agree (5)	Agree (4)	Neutral (3)	Disagree (2)	Strongly Disagree (1)	Not Applicable (NA)	1713	4.18	0.83	654 (38.18%)	809 (47.23%)	169 (9.87%)	50 (2.92%)	24 (1.40%)	7 (0.41%)
Results for STS-1500-114																																																							
Total	Mean	Std Dev	Strongly Agree (5)	Agree (4)	Neutral (3)	Disagree (2)	Strongly Disagree (1)	Not Applicable (NA)																																															
23	4.09	0.90	8 (34.78%)	11 (47.83%)	2 (8.70%)	2 (8.70%)	0 (0.00%)	0 (0.00%)																																															
Results for SEAS, 1000-level courses																																																							
Total	Mean	Std Dev	Strongly Agree (5)	Agree (4)	Neutral (3)	Disagree (2)	Strongly Disagree (1)	Not Applicable (NA)																																															
1713	4.18	0.83	654 (38.18%)	809 (47.23%)	169 (9.87%)	50 (2.92%)	24 (1.40%)	7 (0.41%)																																															
<p>2. The instructor used methods other than/in addition to traditional lectures (for example, active learning, in-class problems, collaborative learning, in-class discussion) effectively in this course.</p> <p style="text-align: center;">Question Type: Likert</p> <p style="text-align: center;"><i>contributed by Dean of the School of Engineering and Applied Science</i></p>	<table border="1"> <thead> <tr> <th colspan="9">Results for STS-1500-114, Voss, M. Joel</th> </tr> <tr> <th>Total</th> <th>Mean</th> <th>Std Dev</th> <th>Strongly Agree (5)</th> <th>Agree (4)</th> <th>Neutral (3)</th> <th>Disagree (2)</th> <th>Strongly Disagree (1)</th> <th>Not Applicable (NA)</th> </tr> </thead> <tbody> <tr> <td>23</td> <td>4.78</td> <td>0.42</td> <td>18 (78.26%)</td> <td>5 (21.74%)</td> <td>0 (0.00%)</td> <td>0 (0.00%)</td> <td>0 (0.00%)</td> <td>0 (0.00%)</td> </tr> </tbody> </table> <table border="1"> <thead> <tr> <th colspan="9">Results for SEAS, 1000-level courses</th> </tr> <tr> <th>Total</th> <th>Mean</th> <th>Std Dev</th> <th>Strongly Agree (5)</th> <th>Agree (4)</th> <th>Neutral (3)</th> <th>Disagree (2)</th> <th>Strongly Disagree (1)</th> <th>Not Applicable (NA)</th> </tr> </thead> <tbody> <tr> <td>3373</td> <td>4.17</td> <td>0.96</td> <td>1018 (30.18%)</td> <td>798 (23.66%)</td> <td>308 (9.13%)</td> <td>81 (2.40%)</td> <td>53 (1.57%)</td> <td>1115 (33.06%)</td> </tr> </tbody> </table>	Results for STS-1500-114, Voss, M. Joel									Total	Mean	Std Dev	Strongly Agree (5)	Agree (4)	Neutral (3)	Disagree (2)	Strongly Disagree (1)	Not Applicable (NA)	23	4.78	0.42	18 (78.26%)	5 (21.74%)	0 (0.00%)	0 (0.00%)	0 (0.00%)	0 (0.00%)	Results for SEAS, 1000-level courses									Total	Mean	Std Dev	Strongly Agree (5)	Agree (4)	Neutral (3)	Disagree (2)	Strongly Disagree (1)	Not Applicable (NA)	3373	4.17	0.96	1018 (30.18%)	798 (23.66%)	308 (9.13%)	81 (2.40%)	53 (1.57%)	1115 (33.06%)
Results for STS-1500-114, Voss, M. Joel																																																							
Total	Mean	Std Dev	Strongly Agree (5)	Agree (4)	Neutral (3)	Disagree (2)	Strongly Disagree (1)	Not Applicable (NA)																																															
23	4.78	0.42	18 (78.26%)	5 (21.74%)	0 (0.00%)	0 (0.00%)	0 (0.00%)	0 (0.00%)																																															
Results for SEAS, 1000-level courses																																																							
Total	Mean	Std Dev	Strongly Agree (5)	Agree (4)	Neutral (3)	Disagree (2)	Strongly Disagree (1)	Not Applicable (NA)																																															
3373	4.17	0.96	1018 (30.18%)	798 (23.66%)	308 (9.13%)	81 (2.40%)	53 (1.57%)	1115 (33.06%)																																															
<p>3. There was a reasonable level of effort expected for the credit hours received.</p> <p style="text-align: center;">Question Type: Likert</p> <p style="text-align: center;"><i>contributed by Dean of the School of Engineering and Applied Science</i></p>	<table border="1"> <thead> <tr> <th colspan="9">Results for STS-1500-114</th> </tr> <tr> <th>Total</th> <th>Mean</th> <th>Std Dev</th> <th>Strongly Agree (5)</th> <th>Agree (4)</th> <th>Neutral (3)</th> <th>Disagree (2)</th> <th>Strongly Disagree (1)</th> <th>Not Applicable (NA)</th> </tr> </thead> <tbody> <tr> <td>23</td> <td>4.26</td> <td>0.54</td> <td>7 (30.43%)</td> <td>15 (65.22%)</td> <td>1 (4.35%)</td> <td>0 (0.00%)</td> <td>0 (0.00%)</td> <td>0 (0.00%)</td> </tr> </tbody> </table> <table border="1"> <thead> <tr> <th colspan="9">Results for SEAS, 1000-level courses</th> </tr> <tr> <th>Total</th> <th>Mean</th> <th>Std Dev</th> <th>Strongly Agree (5)</th> <th>Agree (4)</th> <th>Neutral (3)</th> <th>Disagree (2)</th> <th>Strongly Disagree (1)</th> <th>Not Applicable (NA)</th> </tr> </thead> <tbody> <tr> <td>1718</td> <td>4.12</td> <td>0.90</td> <td>632 (36.79%)</td> <td>797 (46.39%)</td> <td>173 (10.07%)</td> <td>82 (4.77%)</td> <td>30 (1.75%)</td> <td>4 (0.23%)</td> </tr> </tbody> </table>	Results for STS-1500-114									Total	Mean	Std Dev	Strongly Agree (5)	Agree (4)	Neutral (3)	Disagree (2)	Strongly Disagree (1)	Not Applicable (NA)	23	4.26	0.54	7 (30.43%)	15 (65.22%)	1 (4.35%)	0 (0.00%)	0 (0.00%)	0 (0.00%)	Results for SEAS, 1000-level courses									Total	Mean	Std Dev	Strongly Agree (5)	Agree (4)	Neutral (3)	Disagree (2)	Strongly Disagree (1)	Not Applicable (NA)	1718	4.12	0.90	632 (36.79%)	797 (46.39%)	173 (10.07%)	82 (4.77%)	30 (1.75%)	4 (0.23%)
Results for STS-1500-114																																																							
Total	Mean	Std Dev	Strongly Agree (5)	Agree (4)	Neutral (3)	Disagree (2)	Strongly Disagree (1)	Not Applicable (NA)																																															
23	4.26	0.54	7 (30.43%)	15 (65.22%)	1 (4.35%)	0 (0.00%)	0 (0.00%)	0 (0.00%)																																															
Results for SEAS, 1000-level courses																																																							
Total	Mean	Std Dev	Strongly Agree (5)	Agree (4)	Neutral (3)	Disagree (2)	Strongly Disagree (1)	Not Applicable (NA)																																															
1718	4.12	0.90	632 (36.79%)	797 (46.39%)	173 (10.07%)	82 (4.77%)	30 (1.75%)	4 (0.23%)																																															

~ QUESTIONS AND DETAILS ~

~ ANSWER MATRICES ~

4. The homework assignments helped me learn the subject matter.

Question Type: Likert

contributed by Dean of the School of Engineering and Applied Science

Results for STS-1500-114								
Total	Mean	Std Dev	Strongly Agree (5)	Agree (4)	Neutral (3)	Disagree (2)	Strongly Disagree (1)	Not Applicable (NA)
23	3.48	1.17	4 (17.39%)	8 (34.78%)	4 (17.39%)	4 (17.39%)	1 (4.35%)	2 (8.70%)

Results for SEAS, 1000-level courses								
Total	Mean	Std Dev	Strongly Agree (5)	Agree (4)	Neutral (3)	Disagree (2)	Strongly Disagree (1)	Not Applicable (NA)
1715	4.10	0.99	687 (40.06%)	661 (38.54%)	184 (10.73%)	106 (6.18%)	41 (2.39%)	36 (2.10%)

5. The textbook increased my understanding of the material.

Question Type: Likert

contributed by Dean of the School of Engineering and Applied Science

Results for STS-1500-114								
Total	Mean	Std Dev	Strongly Agree (5)	Agree (4)	Neutral (3)	Disagree (2)	Strongly Disagree (1)	Not Applicable (NA)
23	3.43	1.16	3 (13.04%)	9 (39.13%)	5 (21.74%)	2 (8.70%)	2 (8.70%)	2 (8.70%)

Results for SEAS, 1000-level courses								
Total	Mean	Std Dev	Strongly Agree (5)	Agree (4)	Neutral (3)	Disagree (2)	Strongly Disagree (1)	Not Applicable (NA)
1714	3.61	1.14	362 (21.12%)	650 (37.92%)	333 (19.43%)	171 (9.98%)	107 (6.24%)	91 (5.31%)

6. The course material was well organized and developed.

Question Type: Likert

contributed by Dean of the School of Engineering and Applied Science

Results for STS-1500-114, Voss, M. Joel								
Total	Mean	Std Dev	Strongly Agree (5)	Agree (4)	Neutral (3)	Disagree (2)	Strongly Disagree (1)	Not Applicable (NA)
23	4.57	0.59	14 (60.87%)	8 (34.78%)	1 (4.35%)	0 (0.00%)	0 (0.00%)	0 (0.00%)

Results for SEAS, 1000-level courses								
Total	Mean	Std Dev	Strongly Agree (5)	Agree (4)	Neutral (3)	Disagree (2)	Strongly Disagree (1)	Not Applicable (NA)
3356	4.11	0.91	860 (25.63%)	929 (27.68%)	317 (9.45%)	89 (2.65%)	37 (1.10%)	1124 (33.49%)

7. The instructor was knowledgeable about the subject matter.

Question Type: Likert

contributed by Dean of the School of Engineering and Applied Science

Results for STS-1500-114, Voss, M. Joel								
Total	Mean	Std Dev	Strongly Agree (5)	Agree (4)	Neutral (3)	Disagree (2)	Strongly Disagree (1)	Not Applicable (NA)
23	4.70	0.56	17 (73.91%)	5 (21.74%)	1 (4.35%)	0 (0.00%)	0 (0.00%)	0 (0.00%)

Results for SEAS, 1000-level courses								
Total	Mean	Std Dev	Strongly Agree (5)	Agree (4)	Neutral (3)	Disagree (2)	Strongly Disagree (1)	Not Applicable (NA)
3329	4.45	0.78	1314 (39.47%)	633 (19.01%)	219 (6.58%)	32 (0.96%)	14 (0.42%)	1117 (33.55%)

8. The instructor was well prepared for class.

Question Type: Likert

contributed by Dean of the School of Engineering and Applied Science

Results for STS-1500-114, Voss, M. Joel								
Total	Mean	Std Dev	Strongly Agree (5)	Agree (4)	Neutral (3)	Disagree (2)	Strongly Disagree (1)	Not Applicable (NA)
23	4.78	0.42	18 (78.26%)	5 (21.74%)	0 (0.00%)	0 (0.00%)	0 (0.00%)	0 (0.00%)

Results for SEAS, 1000-level courses								
Total	Mean	Std Dev	Strongly Agree (5)	Agree (4)	Neutral (3)	Disagree (2)	Strongly Disagree (1)	Not Applicable (NA)
3341	4.36	0.79	1162 (34.78%)	750 (22.45%)	259 (7.75%)	32 (0.96%)	14 (0.42%)	1124 (33.64%)

~ QUESTIONS AND DETAILS ~	~ ANSWER MATRICES ~																		
<p>9. I received adequate preparation from the prior courses in the curriculum to be successful in this course.</p> <p style="text-align: center;">~ Question Type: Likert ~</p> <p style="text-align: center;"><i>contributed by Dean of the School of Engineering and Applied Science</i></p>	<p>Results for STS-1500-114</p> <table border="1"> <thead> <tr> <th>Total</th> <th>Mean</th> <th>Std Dev</th> <th>Strongly Agree (5)</th> <th>Agree (4)</th> <th>Neutral (3)</th> <th>Disagree (2)</th> <th>Strongly Disagree (1)</th> <th>Not Applicable (NA)</th> </tr> </thead> <tbody> <tr> <td>23</td> <td>3.93</td> <td>1.22</td> <td>7 (30.43%)</td> <td>2 (8.70%)</td> <td>5 (21.74%)</td> <td>0 (0.00%)</td> <td>1 (4.35%)</td> <td>8 (34.78%)</td> </tr> </tbody> </table>	Total	Mean	Std Dev	Strongly Agree (5)	Agree (4)	Neutral (3)	Disagree (2)	Strongly Disagree (1)	Not Applicable (NA)	23	3.93	1.22	7 (30.43%)	2 (8.70%)	5 (21.74%)	0 (0.00%)	1 (4.35%)	8 (34.78%)
	Total	Mean	Std Dev	Strongly Agree (5)	Agree (4)	Neutral (3)	Disagree (2)	Strongly Disagree (1)	Not Applicable (NA)										
	23	3.93	1.22	7 (30.43%)	2 (8.70%)	5 (21.74%)	0 (0.00%)	1 (4.35%)	8 (34.78%)										
<p>Results for SEAS, 1000-level courses</p> <table border="1"> <thead> <tr> <th>Total</th> <th>Mean</th> <th>Std Dev</th> <th>Strongly Agree (5)</th> <th>Agree (4)</th> <th>Neutral (3)</th> <th>Disagree (2)</th> <th>Strongly Disagree (1)</th> <th>Not Applicable (NA)</th> </tr> </thead> <tbody> <tr> <td>1704</td> <td>3.63</td> <td>1.12</td> <td>288 (16.90%)</td> <td>346 (20.31%)</td> <td>330 (19.37%)</td> <td>93 (5.46%)</td> <td>63 (3.70%)</td> <td>584 (34.27%)</td> </tr> </tbody> </table>	Total	Mean	Std Dev	Strongly Agree (5)	Agree (4)	Neutral (3)	Disagree (2)	Strongly Disagree (1)	Not Applicable (NA)	1704	3.63	1.12	288 (16.90%)	346 (20.31%)	330 (19.37%)	93 (5.46%)	63 (3.70%)	584 (34.27%)	
Total	Mean	Std Dev	Strongly Agree (5)	Agree (4)	Neutral (3)	Disagree (2)	Strongly Disagree (1)	Not Applicable (NA)											
1704	3.63	1.12	288 (16.90%)	346 (20.31%)	330 (19.37%)	93 (5.46%)	63 (3.70%)	584 (34.27%)											
<p>10. The grading policy was fair.</p> <p style="text-align: center;">~ Question Type: Likert ~</p> <p style="text-align: center;"><i>contributed by Dean of the School of Engineering and Applied Science</i></p>	<p>Results for STS-1500-114, Voss, M. Joel</p> <table border="1"> <thead> <tr> <th>Total</th> <th>Mean</th> <th>Std Dev</th> <th>Strongly Agree (5)</th> <th>Agree (4)</th> <th>Neutral (3)</th> <th>Disagree (2)</th> <th>Strongly Disagree (1)</th> <th>Not Applicable (NA)</th> </tr> </thead> <tbody> <tr> <td>23</td> <td>3.96</td> <td>0.88</td> <td>6 (26.09%)</td> <td>12 (52.17%)</td> <td>3 (13.04%)</td> <td>2 (8.70%)</td> <td>0 (0.00%)</td> <td>0 (0.00%)</td> </tr> </tbody> </table>	Total	Mean	Std Dev	Strongly Agree (5)	Agree (4)	Neutral (3)	Disagree (2)	Strongly Disagree (1)	Not Applicable (NA)	23	3.96	0.88	6 (26.09%)	12 (52.17%)	3 (13.04%)	2 (8.70%)	0 (0.00%)	0 (0.00%)
	Total	Mean	Std Dev	Strongly Agree (5)	Agree (4)	Neutral (3)	Disagree (2)	Strongly Disagree (1)	Not Applicable (NA)										
	23	3.96	0.88	6 (26.09%)	12 (52.17%)	3 (13.04%)	2 (8.70%)	0 (0.00%)	0 (0.00%)										
<p>Results for SEAS, 1000-level courses</p> <table border="1"> <thead> <tr> <th>Total</th> <th>Mean</th> <th>Std Dev</th> <th>Strongly Agree (5)</th> <th>Agree (4)</th> <th>Neutral (3)</th> <th>Disagree (2)</th> <th>Strongly Disagree (1)</th> <th>Not Applicable (NA)</th> </tr> </thead> <tbody> <tr> <td>3339</td> <td>4.03</td> <td>0.92</td> <td>743 (22.25%)</td> <td>905 (27.10%)</td> <td>375 (11.23%)</td> <td>113 (3.38%)</td> <td>29 (0.87%)</td> <td>1174 (35.16%)</td> </tr> </tbody> </table>	Total	Mean	Std Dev	Strongly Agree (5)	Agree (4)	Neutral (3)	Disagree (2)	Strongly Disagree (1)	Not Applicable (NA)	3339	4.03	0.92	743 (22.25%)	905 (27.10%)	375 (11.23%)	113 (3.38%)	29 (0.87%)	1174 (35.16%)	
Total	Mean	Std Dev	Strongly Agree (5)	Agree (4)	Neutral (3)	Disagree (2)	Strongly Disagree (1)	Not Applicable (NA)											
3339	4.03	0.92	743 (22.25%)	905 (27.10%)	375 (11.23%)	113 (3.38%)	29 (0.87%)	1174 (35.16%)											
<p>11. The instructor responded adequately to in-class questions.</p> <p style="text-align: center;">~ Question Type: Likert ~</p> <p style="text-align: center;"><i>contributed by Dean of the School of Engineering and Applied Science</i></p>	<p>Results for STS-1500-114, Voss, M. Joel</p> <table border="1"> <thead> <tr> <th>Total</th> <th>Mean</th> <th>Std Dev</th> <th>Strongly Agree (5)</th> <th>Agree (4)</th> <th>Neutral (3)</th> <th>Disagree (2)</th> <th>Strongly Disagree (1)</th> <th>Not Applicable (NA)</th> </tr> </thead> <tbody> <tr> <td>23</td> <td>4.61</td> <td>0.58</td> <td>15 (65.22%)</td> <td>7 (30.43%)</td> <td>1 (4.35%)</td> <td>0 (0.00%)</td> <td>0 (0.00%)</td> <td>0 (0.00%)</td> </tr> </tbody> </table>	Total	Mean	Std Dev	Strongly Agree (5)	Agree (4)	Neutral (3)	Disagree (2)	Strongly Disagree (1)	Not Applicable (NA)	23	4.61	0.58	15 (65.22%)	7 (30.43%)	1 (4.35%)	0 (0.00%)	0 (0.00%)	0 (0.00%)
	Total	Mean	Std Dev	Strongly Agree (5)	Agree (4)	Neutral (3)	Disagree (2)	Strongly Disagree (1)	Not Applicable (NA)										
	23	4.61	0.58	15 (65.22%)	7 (30.43%)	1 (4.35%)	0 (0.00%)	0 (0.00%)	0 (0.00%)										
<p>Results for SEAS, 1000-level courses</p> <table border="1"> <thead> <tr> <th>Total</th> <th>Mean</th> <th>Std Dev</th> <th>Strongly Agree (5)</th> <th>Agree (4)</th> <th>Neutral (3)</th> <th>Disagree (2)</th> <th>Strongly Disagree (1)</th> <th>Not Applicable (NA)</th> </tr> </thead> <tbody> <tr> <td>3324</td> <td>4.31</td> <td>0.87</td> <td>1144 (34.42%)</td> <td>687 (20.67%)</td> <td>270 (8.12%)</td> <td>54 (1.62%)</td> <td>27 (0.81%)</td> <td>1142 (34.36%)</td> </tr> </tbody> </table>	Total	Mean	Std Dev	Strongly Agree (5)	Agree (4)	Neutral (3)	Disagree (2)	Strongly Disagree (1)	Not Applicable (NA)	3324	4.31	0.87	1144 (34.42%)	687 (20.67%)	270 (8.12%)	54 (1.62%)	27 (0.81%)	1142 (34.36%)	
Total	Mean	Std Dev	Strongly Agree (5)	Agree (4)	Neutral (3)	Disagree (2)	Strongly Disagree (1)	Not Applicable (NA)											
3324	4.31	0.87	1144 (34.42%)	687 (20.67%)	270 (8.12%)	54 (1.62%)	27 (0.81%)	1142 (34.36%)											
<p>12. The instructor effectively used technology in support of the learning goals for this course.</p> <p style="text-align: center;">~ Question Type: Likert ~</p> <p style="text-align: center;"><i>contributed by Dean of the School of Engineering and Applied Science</i></p>	<p>Results for STS-1500-114, Voss, M. Joel</p> <table border="1"> <thead> <tr> <th>Total</th> <th>Mean</th> <th>Std Dev</th> <th>Strongly Agree (5)</th> <th>Agree (4)</th> <th>Neutral (3)</th> <th>Disagree (2)</th> <th>Strongly Disagree (1)</th> <th>Not Applicable (NA)</th> </tr> </thead> <tbody> <tr> <td>23</td> <td>4.32</td> <td>0.78</td> <td>11 (47.83%)</td> <td>7 (30.43%)</td> <td>4 (17.39%)</td> <td>0 (0.00%)</td> <td>0 (0.00%)</td> <td>1 (4.35%)</td> </tr> </tbody> </table>	Total	Mean	Std Dev	Strongly Agree (5)	Agree (4)	Neutral (3)	Disagree (2)	Strongly Disagree (1)	Not Applicable (NA)	23	4.32	0.78	11 (47.83%)	7 (30.43%)	4 (17.39%)	0 (0.00%)	0 (0.00%)	1 (4.35%)
	Total	Mean	Std Dev	Strongly Agree (5)	Agree (4)	Neutral (3)	Disagree (2)	Strongly Disagree (1)	Not Applicable (NA)										
	23	4.32	0.78	11 (47.83%)	7 (30.43%)	4 (17.39%)	0 (0.00%)	0 (0.00%)	1 (4.35%)										
<p>Results for SEAS, 1000-level courses</p> <table border="1"> <thead> <tr> <th>Total</th> <th>Mean</th> <th>Std Dev</th> <th>Strongly Agree (5)</th> <th>Agree (4)</th> <th>Neutral (3)</th> <th>Disagree (2)</th> <th>Strongly Disagree (1)</th> <th>Not Applicable (NA)</th> </tr> </thead> <tbody> <tr> <td>3328</td> <td>4.19</td> <td>0.90</td> <td>962 (28.91%)</td> <td>787 (23.65%)</td> <td>338 (10.16%)</td> <td>58 (1.74%)</td> <td>34 (1.02%)</td> <td>1149 (34.53%)</td> </tr> </tbody> </table>	Total	Mean	Std Dev	Strongly Agree (5)	Agree (4)	Neutral (3)	Disagree (2)	Strongly Disagree (1)	Not Applicable (NA)	3328	4.19	0.90	962 (28.91%)	787 (23.65%)	338 (10.16%)	58 (1.74%)	34 (1.02%)	1149 (34.53%)	
Total	Mean	Std Dev	Strongly Agree (5)	Agree (4)	Neutral (3)	Disagree (2)	Strongly Disagree (1)	Not Applicable (NA)											
3328	4.19	0.90	962 (28.91%)	787 (23.65%)	338 (10.16%)	58 (1.74%)	34 (1.02%)	1149 (34.53%)											
<p>13. The average number of hours per week I spent outside of class preparing for this course was:</p> <p style="text-align: center;">~ Question Type: Multiple Choice ~</p> <p style="text-align: center;"><i>contributed by Office of the Provost</i></p>	<p>Results for STS-1500-114</p> <table border="1"> <thead> <tr> <th>Total</th> <th>Less than 1 (NA)</th> <th>1 - 3 (NA)</th> <th>4 - 6 (NA)</th> <th>7 - 9 (NA)</th> <th>10 or more (NA)</th> </tr> </thead> <tbody> <tr> <td>23</td> <td>4 (17.39%)</td> <td>16 (69.57%)</td> <td>2 (8.70%)</td> <td>1 (4.35%)</td> <td>0 (0.00%)</td> </tr> </tbody> </table>	Total	Less than 1 (NA)	1 - 3 (NA)	4 - 6 (NA)	7 - 9 (NA)	10 or more (NA)	23	4 (17.39%)	16 (69.57%)	2 (8.70%)	1 (4.35%)	0 (0.00%)						
	Total	Less than 1 (NA)	1 - 3 (NA)	4 - 6 (NA)	7 - 9 (NA)	10 or more (NA)													
	23	4 (17.39%)	16 (69.57%)	2 (8.70%)	1 (4.35%)	0 (0.00%)													
<p>Results for SEAS, 1000-level courses</p> <table border="1"> <thead> <tr> <th>Total</th> <th>Less than 1 (NA)</th> <th>1 - 3 (NA)</th> <th>4 - 6 (NA)</th> <th>7 - 9 (NA)</th> <th>10 or more (NA)</th> </tr> </thead> <tbody> <tr> <td>1715</td> <td>141 (8.22%)</td> <td>794 (46.30%)</td> <td>615 (35.86%)</td> <td>117 (6.82%)</td> <td>48 (2.80%)</td> </tr> </tbody> </table>	Total	Less than 1 (NA)	1 - 3 (NA)	4 - 6 (NA)	7 - 9 (NA)	10 or more (NA)	1715	141 (8.22%)	794 (46.30%)	615 (35.86%)	117 (6.82%)	48 (2.80%)							
Total	Less than 1 (NA)	1 - 3 (NA)	4 - 6 (NA)	7 - 9 (NA)	10 or more (NA)														
1715	141 (8.22%)	794 (46.30%)	615 (35.86%)	117 (6.82%)	48 (2.80%)														

~ QUESTIONS AND DETAILS ~	~ ANSWER MATRICES ~																
<p>14. I learned a great deal in this course.</p> <p>~ Question Type: Likert ~ contributed by Office of the Provost</p>	Results for STS-1500-114																
	<table border="1"> <thead> <tr> <th>Total</th> <th>Mean</th> <th>Std Dev</th> <th>Strongly Agree (5)</th> <th>Agree (4)</th> <th>Neutral (3)</th> <th>Disagree (2)</th> <th>Strongly Disagree (1)</th> </tr> </thead> <tbody> <tr> <td>23</td> <td>3.52</td> <td>1.04</td> <td>5 (21.74%)</td> <td>6 (26.09%)</td> <td>8 (34.78%)</td> <td>4 (17.39%)</td> <td>0 (0.00%)</td> </tr> </tbody> </table>	Total	Mean	Std Dev	Strongly Agree (5)	Agree (4)	Neutral (3)	Disagree (2)	Strongly Disagree (1)	23	3.52	1.04	5 (21.74%)	6 (26.09%)	8 (34.78%)	4 (17.39%)	0 (0.00%)
	Total	Mean	Std Dev	Strongly Agree (5)	Agree (4)	Neutral (3)	Disagree (2)	Strongly Disagree (1)									
23	3.52	1.04	5 (21.74%)	6 (26.09%)	8 (34.78%)	4 (17.39%)	0 (0.00%)										
Results for SEAS, 1000-level courses																	
	<table border="1"> <thead> <tr> <th>Total</th> <th>Mean</th> <th>Std Dev</th> <th>Strongly Agree (5)</th> <th>Agree (4)</th> <th>Neutral (3)</th> <th>Disagree (2)</th> <th>Strongly Disagree (1)</th> </tr> </thead> <tbody> <tr> <td>1712</td> <td>3.97</td> <td>1.08</td> <td>642 (37.50%)</td> <td>630 (36.80%)</td> <td>256 (14.95%)</td> <td>112 (6.54%)</td> <td>72 (4.21%)</td> </tr> </tbody> </table>	Total	Mean	Std Dev	Strongly Agree (5)	Agree (4)	Neutral (3)	Disagree (2)	Strongly Disagree (1)	1712	3.97	1.08	642 (37.50%)	630 (36.80%)	256 (14.95%)	112 (6.54%)	72 (4.21%)
Total	Mean	Std Dev	Strongly Agree (5)	Agree (4)	Neutral (3)	Disagree (2)	Strongly Disagree (1)										
1712	3.97	1.08	642 (37.50%)	630 (36.80%)	256 (14.95%)	112 (6.54%)	72 (4.21%)										
<p>15. Overall, this was a worthwhile course.</p> <p>~ Question Type: Likert ~ contributed by Office of the Provost</p>	Results for STS-1500-114																
	<table border="1"> <thead> <tr> <th>Total</th> <th>Mean</th> <th>Std Dev</th> <th>Strongly Agree (5)</th> <th>Agree (4)</th> <th>Neutral (3)</th> <th>Disagree (2)</th> <th>Strongly Disagree (1)</th> </tr> </thead> <tbody> <tr> <td>23</td> <td>3.17</td> <td>1.23</td> <td>4 (17.39%)</td> <td>5 (21.74%)</td> <td>7 (30.43%)</td> <td>5 (21.74%)</td> <td>2 (8.70%)</td> </tr> </tbody> </table>	Total	Mean	Std Dev	Strongly Agree (5)	Agree (4)	Neutral (3)	Disagree (2)	Strongly Disagree (1)	23	3.17	1.23	4 (17.39%)	5 (21.74%)	7 (30.43%)	5 (21.74%)	2 (8.70%)
	Total	Mean	Std Dev	Strongly Agree (5)	Agree (4)	Neutral (3)	Disagree (2)	Strongly Disagree (1)									
23	3.17	1.23	4 (17.39%)	5 (21.74%)	7 (30.43%)	5 (21.74%)	2 (8.70%)										
Results for SEAS, 1000-level courses																	
	<table border="1"> <thead> <tr> <th>Total</th> <th>Mean</th> <th>Std Dev</th> <th>Strongly Agree (5)</th> <th>Agree (4)</th> <th>Neutral (3)</th> <th>Disagree (2)</th> <th>Strongly Disagree (1)</th> </tr> </thead> <tbody> <tr> <td>1710</td> <td>3.88</td> <td>1.20</td> <td>648 (37.89%)</td> <td>583 (34.09%)</td> <td>224 (13.10%)</td> <td>132 (7.72%)</td> <td>123 (7.19%)</td> </tr> </tbody> </table>	Total	Mean	Std Dev	Strongly Agree (5)	Agree (4)	Neutral (3)	Disagree (2)	Strongly Disagree (1)	1710	3.88	1.20	648 (37.89%)	583 (34.09%)	224 (13.10%)	132 (7.72%)	123 (7.19%)
Total	Mean	Std Dev	Strongly Agree (5)	Agree (4)	Neutral (3)	Disagree (2)	Strongly Disagree (1)										
1710	3.88	1.20	648 (37.89%)	583 (34.09%)	224 (13.10%)	132 (7.72%)	123 (7.19%)										
<p>16. The course's goals and requirements were defined and adhered to by the instructor.</p> <p>~ Question Type: Likert ~ contributed by Office of the Provost</p>	Results for STS-1500-114, Voss, M. Joel																
	<table border="1"> <thead> <tr> <th>Total</th> <th>Mean</th> <th>Std Dev</th> <th>Strongly Agree (5)</th> <th>Agree (4)</th> <th>Neutral (3)</th> <th>Disagree (2)</th> <th>Strongly Disagree (1)</th> </tr> </thead> <tbody> <tr> <td>23</td> <td>4.35</td> <td>0.57</td> <td>9 (39.13%)</td> <td>13 (56.52%)</td> <td>1 (4.35%)</td> <td>0 (0.00%)</td> <td>0 (0.00%)</td> </tr> </tbody> </table>	Total	Mean	Std Dev	Strongly Agree (5)	Agree (4)	Neutral (3)	Disagree (2)	Strongly Disagree (1)	23	4.35	0.57	9 (39.13%)	13 (56.52%)	1 (4.35%)	0 (0.00%)	0 (0.00%)
	Total	Mean	Std Dev	Strongly Agree (5)	Agree (4)	Neutral (3)	Disagree (2)	Strongly Disagree (1)									
23	4.35	0.57	9 (39.13%)	13 (56.52%)	1 (4.35%)	0 (0.00%)	0 (0.00%)										
Results for SEAS, 1000-level courses																	
	<table border="1"> <thead> <tr> <th>Total</th> <th>Mean</th> <th>Std Dev</th> <th>Strongly Agree (5)</th> <th>Agree (4)</th> <th>Neutral (3)</th> <th>Disagree (2)</th> <th>Strongly Disagree (1)</th> </tr> </thead> <tbody> <tr> <td>3260</td> <td>3.76</td> <td>1.06</td> <td>938 (28.77%)</td> <td>1000 (30.67%)</td> <td>1095 (33.59%)</td> <td>42 (1.29%)</td> <td>185 (5.67%)</td> </tr> </tbody> </table>	Total	Mean	Std Dev	Strongly Agree (5)	Agree (4)	Neutral (3)	Disagree (2)	Strongly Disagree (1)	3260	3.76	1.06	938 (28.77%)	1000 (30.67%)	1095 (33.59%)	42 (1.29%)	185 (5.67%)
Total	Mean	Std Dev	Strongly Agree (5)	Agree (4)	Neutral (3)	Disagree (2)	Strongly Disagree (1)										
3260	3.76	1.06	938 (28.77%)	1000 (30.67%)	1095 (33.59%)	42 (1.29%)	185 (5.67%)										
<p>17. The instructor was approachable and made himself/herself available to students outside the classroom.</p> <p>~ Question Type: Likert ~ contributed by Office of the Provost</p>	Results for STS-1500-114, Voss, M. Joel																
	<table border="1"> <thead> <tr> <th>Total</th> <th>Mean</th> <th>Std Dev</th> <th>Strongly Agree (5)</th> <th>Agree (4)</th> <th>Neutral (3)</th> <th>Disagree (2)</th> <th>Strongly Disagree (1)</th> </tr> </thead> <tbody> <tr> <td>23</td> <td>4.57</td> <td>0.59</td> <td>14 (60.87%)</td> <td>8 (34.78%)</td> <td>1 (4.35%)</td> <td>0 (0.00%)</td> <td>0 (0.00%)</td> </tr> </tbody> </table>	Total	Mean	Std Dev	Strongly Agree (5)	Agree (4)	Neutral (3)	Disagree (2)	Strongly Disagree (1)	23	4.57	0.59	14 (60.87%)	8 (34.78%)	1 (4.35%)	0 (0.00%)	0 (0.00%)
	Total	Mean	Std Dev	Strongly Agree (5)	Agree (4)	Neutral (3)	Disagree (2)	Strongly Disagree (1)									
23	4.57	0.59	14 (60.87%)	8 (34.78%)	1 (4.35%)	0 (0.00%)	0 (0.00%)										
Results for SEAS, 1000-level courses																	
	<table border="1"> <thead> <tr> <th>Total</th> <th>Mean</th> <th>Std Dev</th> <th>Strongly Agree (5)</th> <th>Agree (4)</th> <th>Neutral (3)</th> <th>Disagree (2)</th> <th>Strongly Disagree (1)</th> </tr> </thead> <tbody> <tr> <td>3244</td> <td>3.72</td> <td>1.04</td> <td>951 (29.32%)</td> <td>782 (24.11%)</td> <td>1288 (39.70%)</td> <td>97 (2.99%)</td> <td>126 (3.88%)</td> </tr> </tbody> </table>	Total	Mean	Std Dev	Strongly Agree (5)	Agree (4)	Neutral (3)	Disagree (2)	Strongly Disagree (1)	3244	3.72	1.04	951 (29.32%)	782 (24.11%)	1288 (39.70%)	97 (2.99%)	126 (3.88%)
Total	Mean	Std Dev	Strongly Agree (5)	Agree (4)	Neutral (3)	Disagree (2)	Strongly Disagree (1)										
3244	3.72	1.04	951 (29.32%)	782 (24.11%)	1288 (39.70%)	97 (2.99%)	126 (3.88%)										
<p>18. Overall, the instructor was an effective teacher.</p> <p>~ Question Type: Likert ~ contributed by Office of the Provost</p>	Results for STS-1500-114, Voss, M. Joel																
	<table border="1"> <thead> <tr> <th>Total</th> <th>Mean</th> <th>Std Dev</th> <th>Strongly Agree (5)</th> <th>Agree (4)</th> <th>Neutral (3)</th> <th>Disagree (2)</th> <th>Strongly Disagree (1)</th> </tr> </thead> <tbody> <tr> <td>23</td> <td>4.74</td> <td>0.45</td> <td>17 (73.91%)</td> <td>6 (26.09%)</td> <td>0 (0.00%)</td> <td>0 (0.00%)</td> <td>0 (0.00%)</td> </tr> </tbody> </table>	Total	Mean	Std Dev	Strongly Agree (5)	Agree (4)	Neutral (3)	Disagree (2)	Strongly Disagree (1)	23	4.74	0.45	17 (73.91%)	6 (26.09%)	0 (0.00%)	0 (0.00%)	0 (0.00%)
	Total	Mean	Std Dev	Strongly Agree (5)	Agree (4)	Neutral (3)	Disagree (2)	Strongly Disagree (1)									
23	4.74	0.45	17 (73.91%)	6 (26.09%)	0 (0.00%)	0 (0.00%)	0 (0.00%)										
Results for SEAS, 1000-level courses																	
	<table border="1"> <thead> <tr> <th>Total</th> <th>Mean</th> <th>Std Dev</th> <th>Strongly Agree (5)</th> <th>Agree (4)</th> <th>Neutral (3)</th> <th>Disagree (2)</th> <th>Strongly Disagree (1)</th> </tr> </thead> <tbody> <tr> <td>3244</td> <td>3.80</td> <td>1.06</td> <td>1083 (33.38%)</td> <td>768 (23.67%)</td> <td>1181 (36.41%)</td> <td>82 (2.53%)</td> <td>130 (4.01%)</td> </tr> </tbody> </table>	Total	Mean	Std Dev	Strongly Agree (5)	Agree (4)	Neutral (3)	Disagree (2)	Strongly Disagree (1)	3244	3.80	1.06	1083 (33.38%)	768 (23.67%)	1181 (36.41%)	82 (2.53%)	130 (4.01%)
Total	Mean	Std Dev	Strongly Agree (5)	Agree (4)	Neutral (3)	Disagree (2)	Strongly Disagree (1)										
3244	3.80	1.06	1083 (33.38%)	768 (23.67%)	1181 (36.41%)	82 (2.53%)	130 (4.01%)										

19. Please make any overall comments or observations about this course:

~
Question Type: Short Answer

~
contributed by Office of the Provost

Results for STS-1500-114	
Total	Individual Answers
13	See below for Individual Results

Good guy, kept the material interesting

he was an effective TA. He is more equipped to teach the lecture than Johnson.....

Stephanie Moore insisted on being called Dr. Stephanie Moore. This goes against the traditions of this great university as Mr. Thomas Jefferson himself did not have his doctorate. That frustrated me. Other than that this class is a great idea but just poor in practice. We read extremely long articles that were extremely boring most of the time with only the smallest bit of useful information. In addition, the lectures often were made up of about 10% useful bits of information that were interesting and the other 90% was just useless words. For instance, when asked a question Professor Johnson would often just say things apologizing that she wasn't an engineer before kind of answering the question. Other than that, Joel was the best TA I have had at UVA. He was interesting, engaging, and he made this class interesting and worthwhile. On top of being a great guy he was also a great teacher and I learned a lot because I wanted to pay attention and because what he was saying made sense.

Joel was a great TA. Always responded to emails and made himself available to students. His lectures were always interesting and he did a good job in keeping our 930am discussion involved.

You're awesome!

M. Joel Voss really made this discussion enjoyable, whether it was mentioning something we had not thought about or asking a question that really made us think. His outside knowledge helped to supplement the topic of the week and made the discussion much more interesting. I enjoyed his examples, his teaching style, and his creative means of getting all of us to participate.

This course would have been more rewarding had it been biweekly discussions instead of the weekly lecture.

Professor Voss is great. His discussions are engaging and insightful. Grading policy could be a bit better though. Maybe I'm just a bad writer, but a little room for an engineer's mistakes on writing assignments would be nice.

Joel utilized our suggestions and implemented them to make it the best experience for us. Appreciated the openness and comfortable environment.

Sometimes it seemed like Joel was confined to the readings that were assigned. He would have been much more effective if he could have taught whatever he wanted or assigned the readings himself. He tried his hardest to make STS a little less miserable, and succeeded.

Joel truly cared about our learning and went out of his way to help us. He was interesting to listen to and made discussion enjoyable. I feel that this course has issues but none of them are related to discussion. I did not have to go to discussion as attendance was rarely taken but went to every single one as they were interesting and beneficial to my learning. Joel used interesting examples such as game theory and torture to explain seemingly unrelated concepts very effectively. He also implemented interactive and group related activities very effectively, which not only helped us learn but also to make friends and get to know our class better.

I feel like there could be more set guidelines on certain assignments such as the bibliography so we would know what exactly would be considered a good annotation.

I feel like he made us talk a little more than we should have to, and his grading may reflect that. Besides that I couldn't have asked for a better TA!

STS 1500-115 Sci, Tech & Contemp Issues - Spring 2012

ENGR (20251)

INSTRUCTORS: Voss, M. Joel (mjv3h)

Respondents: 24 / Enrollment: 25

Summary: STS 1500-115 Sci, Tech & Contemp Issues - Spring 2012 (20251)	
Overall Course Rating STS-1500-115 Mean 3.86 STS-1500-115 Std Dev 0.86 STS-1500-115 Response Count 120	Overall Instructor Rating INSTRUCTOR: Voss, M. Joel Mean 4.55 Std Dev 0.58 Response Count 168
Difference from Category Mean, Expressed in Category Standard Deviations 	Difference from Category Mean, Expressed in Category Standard Deviations
SEAS, 1000-level courses Mean 3.95 SEAS, 1000-level courses Std Dev 1.02 SEAS, 1000-level courses Response Count 8564	SEAS, 1000-level courses Mean 4.23 SEAS, 1000-level courses Std Dev 0.89 SEAS, 1000-level courses Response Count 23390

~ QUESTIONS AND DETAILS ~	~ ANSWER MATRICES ~																																																						
<p>1. The course addressed technically rigorous subject matter consistent with the course objectives.</p> <p style="text-align: center;">~ Question Type: Likert ~</p> <p style="text-align: center;"><i>contributed by Dean of the School of Engineering and Applied Science</i></p>	<table border="1"> <thead> <tr> <th colspan="9">Results for STS-1500-115</th> </tr> <tr> <th>Total</th> <th>Mean</th> <th>Std Dev</th> <th>Strongly Agree (5)</th> <th>Agree (4)</th> <th>Neutral (3)</th> <th>Disagree (2)</th> <th>Strongly Disagree (1)</th> <th>Not Applicable (NA)</th> </tr> </thead> <tbody> <tr> <td>24</td> <td>4.25</td> <td>0.68</td> <td>9 (37.50%)</td> <td>12 (50.00%)</td> <td>3 (12.50%)</td> <td>0 (0.00%)</td> <td>0 (0.00%)</td> <td>0 (0.00%)</td> </tr> </tbody> </table> <table border="1"> <thead> <tr> <th colspan="9">Results for SEAS, 1000-level courses</th> </tr> <tr> <th>Total</th> <th>Mean</th> <th>Std Dev</th> <th>Strongly Agree (5)</th> <th>Agree (4)</th> <th>Neutral (3)</th> <th>Disagree (2)</th> <th>Strongly Disagree (1)</th> <th>Not Applicable (NA)</th> </tr> </thead> <tbody> <tr> <td>1713</td> <td>4.18</td> <td>0.83</td> <td>654 (38.18%)</td> <td>809 (47.23%)</td> <td>169 (9.87%)</td> <td>50 (2.92%)</td> <td>24 (1.40%)</td> <td>7 (0.41%)</td> </tr> </tbody> </table>	Results for STS-1500-115									Total	Mean	Std Dev	Strongly Agree (5)	Agree (4)	Neutral (3)	Disagree (2)	Strongly Disagree (1)	Not Applicable (NA)	24	4.25	0.68	9 (37.50%)	12 (50.00%)	3 (12.50%)	0 (0.00%)	0 (0.00%)	0 (0.00%)	Results for SEAS, 1000-level courses									Total	Mean	Std Dev	Strongly Agree (5)	Agree (4)	Neutral (3)	Disagree (2)	Strongly Disagree (1)	Not Applicable (NA)	1713	4.18	0.83	654 (38.18%)	809 (47.23%)	169 (9.87%)	50 (2.92%)	24 (1.40%)	7 (0.41%)
Results for STS-1500-115																																																							
Total	Mean	Std Dev	Strongly Agree (5)	Agree (4)	Neutral (3)	Disagree (2)	Strongly Disagree (1)	Not Applicable (NA)																																															
24	4.25	0.68	9 (37.50%)	12 (50.00%)	3 (12.50%)	0 (0.00%)	0 (0.00%)	0 (0.00%)																																															
Results for SEAS, 1000-level courses																																																							
Total	Mean	Std Dev	Strongly Agree (5)	Agree (4)	Neutral (3)	Disagree (2)	Strongly Disagree (1)	Not Applicable (NA)																																															
1713	4.18	0.83	654 (38.18%)	809 (47.23%)	169 (9.87%)	50 (2.92%)	24 (1.40%)	7 (0.41%)																																															
<p>2. The instructor used methods other than/in addition to traditional lectures (for example, active learning, in-class problems, collaborative learning, in-class discussion) effectively in this course.</p> <p style="text-align: center;">~ Question Type: Likert ~</p> <p style="text-align: center;"><i>contributed by Dean of the School of Engineering and Applied Science</i></p>	<table border="1"> <thead> <tr> <th colspan="9">Results for STS-1500-115, Voss, M. Joel</th> </tr> <tr> <th>Total</th> <th>Mean</th> <th>Std Dev</th> <th>Strongly Agree (5)</th> <th>Agree (4)</th> <th>Neutral (3)</th> <th>Disagree (2)</th> <th>Strongly Disagree (1)</th> <th>Not Applicable (NA)</th> </tr> </thead> <tbody> <tr> <td>24</td> <td>4.67</td> <td>0.48</td> <td>16 (66.67%)</td> <td>8 (33.33%)</td> <td>0 (0.00%)</td> <td>0 (0.00%)</td> <td>0 (0.00%)</td> <td>0 (0.00%)</td> </tr> </tbody> </table> <table border="1"> <thead> <tr> <th colspan="9">Results for SEAS, 1000-level courses</th> </tr> <tr> <th>Total</th> <th>Mean</th> <th>Std Dev</th> <th>Strongly Agree (5)</th> <th>Agree (4)</th> <th>Neutral (3)</th> <th>Disagree (2)</th> <th>Strongly Disagree (1)</th> <th>Not Applicable (NA)</th> </tr> </thead> <tbody> <tr> <td>3373</td> <td>4.17</td> <td>0.96</td> <td>1018 (30.18%)</td> <td>798 (23.66%)</td> <td>308 (9.13%)</td> <td>81 (2.40%)</td> <td>53 (1.57%)</td> <td>1115 (33.06%)</td> </tr> </tbody> </table>	Results for STS-1500-115, Voss, M. Joel									Total	Mean	Std Dev	Strongly Agree (5)	Agree (4)	Neutral (3)	Disagree (2)	Strongly Disagree (1)	Not Applicable (NA)	24	4.67	0.48	16 (66.67%)	8 (33.33%)	0 (0.00%)	0 (0.00%)	0 (0.00%)	0 (0.00%)	Results for SEAS, 1000-level courses									Total	Mean	Std Dev	Strongly Agree (5)	Agree (4)	Neutral (3)	Disagree (2)	Strongly Disagree (1)	Not Applicable (NA)	3373	4.17	0.96	1018 (30.18%)	798 (23.66%)	308 (9.13%)	81 (2.40%)	53 (1.57%)	1115 (33.06%)
Results for STS-1500-115, Voss, M. Joel																																																							
Total	Mean	Std Dev	Strongly Agree (5)	Agree (4)	Neutral (3)	Disagree (2)	Strongly Disagree (1)	Not Applicable (NA)																																															
24	4.67	0.48	16 (66.67%)	8 (33.33%)	0 (0.00%)	0 (0.00%)	0 (0.00%)	0 (0.00%)																																															
Results for SEAS, 1000-level courses																																																							
Total	Mean	Std Dev	Strongly Agree (5)	Agree (4)	Neutral (3)	Disagree (2)	Strongly Disagree (1)	Not Applicable (NA)																																															
3373	4.17	0.96	1018 (30.18%)	798 (23.66%)	308 (9.13%)	81 (2.40%)	53 (1.57%)	1115 (33.06%)																																															
<p>3. There was a reasonable level of effort expected for the credit hours received.</p> <p style="text-align: center;">~ Question Type: Likert ~</p> <p style="text-align: center;"><i>contributed by Dean of the School of Engineering and Applied Science</i></p>	<table border="1"> <thead> <tr> <th colspan="9">Results for STS-1500-115</th> </tr> <tr> <th>Total</th> <th>Mean</th> <th>Std Dev</th> <th>Strongly Agree (5)</th> <th>Agree (4)</th> <th>Neutral (3)</th> <th>Disagree (2)</th> <th>Strongly Disagree (1)</th> <th>Not Applicable (NA)</th> </tr> </thead> <tbody> <tr> <td>24</td> <td>4.21</td> <td>0.59</td> <td>7 (29.17%)</td> <td>15 (62.50%)</td> <td>2 (8.33%)</td> <td>0 (0.00%)</td> <td>0 (0.00%)</td> <td>0 (0.00%)</td> </tr> </tbody> </table> <table border="1"> <thead> <tr> <th colspan="9">Results for SEAS, 1000-level courses</th> </tr> <tr> <th>Total</th> <th>Mean</th> <th>Std Dev</th> <th>Strongly Agree (5)</th> <th>Agree (4)</th> <th>Neutral (3)</th> <th>Disagree (2)</th> <th>Strongly Disagree (1)</th> <th>Not Applicable (NA)</th> </tr> </thead> <tbody> <tr> <td>1718</td> <td>4.12</td> <td>0.90</td> <td>632 (36.79%)</td> <td>797 (46.39%)</td> <td>173 (10.07%)</td> <td>82 (4.77%)</td> <td>30 (1.75%)</td> <td>4 (0.23%)</td> </tr> </tbody> </table>	Results for STS-1500-115									Total	Mean	Std Dev	Strongly Agree (5)	Agree (4)	Neutral (3)	Disagree (2)	Strongly Disagree (1)	Not Applicable (NA)	24	4.21	0.59	7 (29.17%)	15 (62.50%)	2 (8.33%)	0 (0.00%)	0 (0.00%)	0 (0.00%)	Results for SEAS, 1000-level courses									Total	Mean	Std Dev	Strongly Agree (5)	Agree (4)	Neutral (3)	Disagree (2)	Strongly Disagree (1)	Not Applicable (NA)	1718	4.12	0.90	632 (36.79%)	797 (46.39%)	173 (10.07%)	82 (4.77%)	30 (1.75%)	4 (0.23%)
Results for STS-1500-115																																																							
Total	Mean	Std Dev	Strongly Agree (5)	Agree (4)	Neutral (3)	Disagree (2)	Strongly Disagree (1)	Not Applicable (NA)																																															
24	4.21	0.59	7 (29.17%)	15 (62.50%)	2 (8.33%)	0 (0.00%)	0 (0.00%)	0 (0.00%)																																															
Results for SEAS, 1000-level courses																																																							
Total	Mean	Std Dev	Strongly Agree (5)	Agree (4)	Neutral (3)	Disagree (2)	Strongly Disagree (1)	Not Applicable (NA)																																															
1718	4.12	0.90	632 (36.79%)	797 (46.39%)	173 (10.07%)	82 (4.77%)	30 (1.75%)	4 (0.23%)																																															

~ QUESTIONS AND DETAILS ~

~ ANSWER MATRICES ~

4. The homework assignments helped me learn the subject matter.

Question Type: Likert

contributed by Dean of the School of Engineering and Applied Science

Results for STS-1500-115								
Total	Mean	Std Dev	Strongly Agree (5)	Agree (4)	Neutral (3)	Disagree (2)	Strongly Disagree (1)	Not Applicable (NA)
24	3.57	0.99	4 (16.67%)	9 (37.50%)	6 (25.00%)	4 (16.67%)	0 (0.00%)	1 (4.17%)

Results for SEAS, 1000-level courses								
Total	Mean	Std Dev	Strongly Agree (5)	Agree (4)	Neutral (3)	Disagree (2)	Strongly Disagree (1)	Not Applicable (NA)
1715	4.10	0.99	687 (40.06%)	661 (38.54%)	184 (10.73%)	106 (6.18%)	41 (2.39%)	36 (2.10%)

5. The textbook increased my understanding of the material.

Question Type: Likert

contributed by Dean of the School of Engineering and Applied Science

Results for STS-1500-115								
Total	Mean	Std Dev	Strongly Agree (5)	Agree (4)	Neutral (3)	Disagree (2)	Strongly Disagree (1)	Not Applicable (NA)
24	3.46	0.88	2 (8.33%)	11 (45.83%)	7 (29.17%)	4 (16.67%)	0 (0.00%)	0 (0.00%)

Results for SEAS, 1000-level courses								
Total	Mean	Std Dev	Strongly Agree (5)	Agree (4)	Neutral (3)	Disagree (2)	Strongly Disagree (1)	Not Applicable (NA)
1714	3.61	1.14	362 (21.12%)	650 (37.92%)	333 (19.43%)	171 (9.98%)	107 (6.24%)	91 (5.31%)

6. The course material was well organized and developed.

Question Type: Likert

contributed by Dean of the School of Engineering and Applied Science

Results for STS-1500-115, Voss, M. Joel								
Total	Mean	Std Dev	Strongly Agree (5)	Agree (4)	Neutral (3)	Disagree (2)	Strongly Disagree (1)	Not Applicable (NA)
24	4.33	0.56	9 (37.50%)	14 (58.33%)	1 (4.17%)	0 (0.00%)	0 (0.00%)	0 (0.00%)

Results for SEAS, 1000-level courses								
Total	Mean	Std Dev	Strongly Agree (5)	Agree (4)	Neutral (3)	Disagree (2)	Strongly Disagree (1)	Not Applicable (NA)
3356	4.11	0.91	860 (25.63%)	929 (27.68%)	317 (9.45%)	89 (2.65%)	37 (1.10%)	1124 (33.49%)

7. The instructor was knowledgeable about the subject matter.

Question Type: Likert

contributed by Dean of the School of Engineering and Applied Science

Results for STS-1500-115, Voss, M. Joel								
Total	Mean	Std Dev	Strongly Agree (5)	Agree (4)	Neutral (3)	Disagree (2)	Strongly Disagree (1)	Not Applicable (NA)
24	4.75	0.44	18 (75.00%)	6 (25.00%)	0 (0.00%)	0 (0.00%)	0 (0.00%)	0 (0.00%)

Results for SEAS, 1000-level courses								
Total	Mean	Std Dev	Strongly Agree (5)	Agree (4)	Neutral (3)	Disagree (2)	Strongly Disagree (1)	Not Applicable (NA)
3329	4.45	0.78	1314 (39.47%)	633 (19.01%)	219 (6.58%)	32 (0.96%)	14 (0.42%)	1117 (33.55%)

8. The instructor was well prepared for class.

Question Type: Likert

contributed by Dean of the School of Engineering and Applied Science

Results for STS-1500-115, Voss, M. Joel								
Total	Mean	Std Dev	Strongly Agree (5)	Agree (4)	Neutral (3)	Disagree (2)	Strongly Disagree (1)	Not Applicable (NA)
24	4.71	0.46	17 (70.83%)	7 (29.17%)	0 (0.00%)	0 (0.00%)	0 (0.00%)	0 (0.00%)

Results for SEAS, 1000-level courses								
Total	Mean	Std Dev	Strongly Agree (5)	Agree (4)	Neutral (3)	Disagree (2)	Strongly Disagree (1)	Not Applicable (NA)
3341	4.36	0.79	1162 (34.78%)	750 (22.45%)	259 (7.75%)	32 (0.96%)	14 (0.42%)	1124 (33.64%)

~ QUESTIONS AND DETAILS ~

~ ANSWER MATRICES ~

9. I received adequate preparation from the prior courses in the curriculum to be successful in this course.

Question Type: Likert

contributed by Dean of the School of Engineering and Applied Science

Results for STS-1500-115								
Total	Mean	Std Dev	Strongly Agree (5)	Agree (4)	Neutral (3)	Disagree (2)	Strongly Disagree (1)	Not Applicable (NA)
24	3.75	0.86	4 (16.67%)	4 (16.67%)	8 (33.33%)	0 (0.00%)	0 (0.00%)	8 (33.33%)

Results for SEAS, 1000-level courses								
Total	Mean	Std Dev	Strongly Agree (5)	Agree (4)	Neutral (3)	Disagree (2)	Strongly Disagree (1)	Not Applicable (NA)
1704	3.63	1.12	288 (16.90%)	346 (20.31%)	330 (19.37%)	93 (5.46%)	63 (3.70%)	584 (34.27%)

10. The grading policy was fair.

Question Type: Likert

contributed by Dean of the School of Engineering and Applied Science

Results for STS-1500-115, Voss, M. Joel								
Total	Mean	Std Dev	Strongly Agree (5)	Agree (4)	Neutral (3)	Disagree (2)	Strongly Disagree (1)	Not Applicable (NA)
24	4.08	0.72	6 (25.00%)	15 (62.50%)	2 (8.33%)	1 (4.17%)	0 (0.00%)	0 (0.00%)

Results for SEAS, 1000-level courses								
Total	Mean	Std Dev	Strongly Agree (5)	Agree (4)	Neutral (3)	Disagree (2)	Strongly Disagree (1)	Not Applicable (NA)
3339	4.03	0.92	743 (22.25%)	905 (27.10%)	375 (11.23%)	113 (3.38%)	29 (0.87%)	1174 (35.16%)

11. The instructor responded adequately to in-class questions.

Question Type: Likert

contributed by Dean of the School of Engineering and Applied Science

Results for STS-1500-115, Voss, M. Joel								
Total	Mean	Std Dev	Strongly Agree (5)	Agree (4)	Neutral (3)	Disagree (2)	Strongly Disagree (1)	Not Applicable (NA)
24	4.83	0.38	20 (83.33%)	4 (16.67%)	0 (0.00%)	0 (0.00%)	0 (0.00%)	0 (0.00%)

Results for SEAS, 1000-level courses								
Total	Mean	Std Dev	Strongly Agree (5)	Agree (4)	Neutral (3)	Disagree (2)	Strongly Disagree (1)	Not Applicable (NA)
3324	4.31	0.87	1144 (34.42%)	687 (20.67%)	270 (8.12%)	54 (1.62%)	27 (0.81%)	1142 (34.36%)

12. The instructor effectively used technology in support of the learning goals for this course.

Question Type: Likert

contributed by Dean of the School of Engineering and Applied Science

Results for STS-1500-115, Voss, M. Joel								
Total	Mean	Std Dev	Strongly Agree (5)	Agree (4)	Neutral (3)	Disagree (2)	Strongly Disagree (1)	Not Applicable (NA)
24	4.48	0.59	12 (50.00%)	10 (41.67%)	1 (4.17%)	0 (0.00%)	0 (0.00%)	1 (4.17%)

Results for SEAS, 1000-level courses								
Total	Mean	Std Dev	Strongly Agree (5)	Agree (4)	Neutral (3)	Disagree (2)	Strongly Disagree (1)	Not Applicable (NA)
3328	4.19	0.90	962 (28.91%)	787 (23.65%)	338 (10.16%)	58 (1.74%)	34 (1.02%)	1149 (34.53%)

13. The average number of hours per week I spent outside of class preparing for this course was:

Question Type: Multiple Choice

contributed by Office of the Provost

Results for STS-1500-115					
Total	Less than 1 (NA)	1 - 3 (NA)	4 - 6 (NA)	7 - 9 (NA)	10 or more (NA)
24	3 (12.50%)	16 (66.67%)	5 (20.83%)	0 (0.00%)	0 (0.00%)

Results for SEAS, 1000-level courses					
Total	Less than 1 (NA)	1 - 3 (NA)	4 - 6 (NA)	7 - 9 (NA)	10 or more (NA)
1715	141 (8.22%)	794 (46.30%)	615 (35.86%)	117 (6.82%)	48 (2.80%)

~ QUESTIONS AND DETAILS ~	~ ANSWER MATRICES ~																
<p>14. I learned a great deal in this course.</p> <p>~ Question Type: Likert ~ contributed by Office of the Provost</p>	Results for STS-1500-115																
	<table border="1"> <thead> <tr> <th>Total</th> <th>Mean</th> <th>Std Dev</th> <th>Strongly Agree (5)</th> <th>Agree (4)</th> <th>Neutral (3)</th> <th>Disagree (2)</th> <th>Strongly Disagree (1)</th> </tr> </thead> <tbody> <tr> <td>24</td> <td>3.79</td> <td>0.93</td> <td>6 (25.00%)</td> <td>9 (37.50%)</td> <td>7 (29.17%)</td> <td>2 (8.33%)</td> <td>0 (0.00%)</td> </tr> </tbody> </table>	Total	Mean	Std Dev	Strongly Agree (5)	Agree (4)	Neutral (3)	Disagree (2)	Strongly Disagree (1)	24	3.79	0.93	6 (25.00%)	9 (37.50%)	7 (29.17%)	2 (8.33%)	0 (0.00%)
	Total	Mean	Std Dev	Strongly Agree (5)	Agree (4)	Neutral (3)	Disagree (2)	Strongly Disagree (1)									
24	3.79	0.93	6 (25.00%)	9 (37.50%)	7 (29.17%)	2 (8.33%)	0 (0.00%)										
Results for SEAS, 1000-level courses																	
	<table border="1"> <thead> <tr> <th>Total</th> <th>Mean</th> <th>Std Dev</th> <th>Strongly Agree (5)</th> <th>Agree (4)</th> <th>Neutral (3)</th> <th>Disagree (2)</th> <th>Strongly Disagree (1)</th> </tr> </thead> <tbody> <tr> <td>1712</td> <td>3.97</td> <td>1.08</td> <td>642 (37.50%)</td> <td>630 (36.80%)</td> <td>256 (14.95%)</td> <td>112 (6.54%)</td> <td>72 (4.21%)</td> </tr> </tbody> </table>	Total	Mean	Std Dev	Strongly Agree (5)	Agree (4)	Neutral (3)	Disagree (2)	Strongly Disagree (1)	1712	3.97	1.08	642 (37.50%)	630 (36.80%)	256 (14.95%)	112 (6.54%)	72 (4.21%)
Total	Mean	Std Dev	Strongly Agree (5)	Agree (4)	Neutral (3)	Disagree (2)	Strongly Disagree (1)										
1712	3.97	1.08	642 (37.50%)	630 (36.80%)	256 (14.95%)	112 (6.54%)	72 (4.21%)										
<p>15. Overall, this was a worthwhile course.</p> <p>~ Question Type: Likert ~ contributed by Office of the Provost</p>	Results for STS-1500-115																
	<table border="1"> <thead> <tr> <th>Total</th> <th>Mean</th> <th>Std Dev</th> <th>Strongly Agree (5)</th> <th>Agree (4)</th> <th>Neutral (3)</th> <th>Disagree (2)</th> <th>Strongly Disagree (1)</th> </tr> </thead> <tbody> <tr> <td>24</td> <td>3.62</td> <td>1.10</td> <td>5 (20.83%)</td> <td>11 (45.83%)</td> <td>2 (8.33%)</td> <td>6 (25.00%)</td> <td>0 (0.00%)</td> </tr> </tbody> </table>	Total	Mean	Std Dev	Strongly Agree (5)	Agree (4)	Neutral (3)	Disagree (2)	Strongly Disagree (1)	24	3.62	1.10	5 (20.83%)	11 (45.83%)	2 (8.33%)	6 (25.00%)	0 (0.00%)
	Total	Mean	Std Dev	Strongly Agree (5)	Agree (4)	Neutral (3)	Disagree (2)	Strongly Disagree (1)									
24	3.62	1.10	5 (20.83%)	11 (45.83%)	2 (8.33%)	6 (25.00%)	0 (0.00%)										
Results for SEAS, 1000-level courses																	
	<table border="1"> <thead> <tr> <th>Total</th> <th>Mean</th> <th>Std Dev</th> <th>Strongly Agree (5)</th> <th>Agree (4)</th> <th>Neutral (3)</th> <th>Disagree (2)</th> <th>Strongly Disagree (1)</th> </tr> </thead> <tbody> <tr> <td>1710</td> <td>3.88</td> <td>1.20</td> <td>648 (37.89%)</td> <td>583 (34.09%)</td> <td>224 (13.10%)</td> <td>132 (7.72%)</td> <td>123 (7.19%)</td> </tr> </tbody> </table>	Total	Mean	Std Dev	Strongly Agree (5)	Agree (4)	Neutral (3)	Disagree (2)	Strongly Disagree (1)	1710	3.88	1.20	648 (37.89%)	583 (34.09%)	224 (13.10%)	132 (7.72%)	123 (7.19%)
Total	Mean	Std Dev	Strongly Agree (5)	Agree (4)	Neutral (3)	Disagree (2)	Strongly Disagree (1)										
1710	3.88	1.20	648 (37.89%)	583 (34.09%)	224 (13.10%)	132 (7.72%)	123 (7.19%)										
<p>16. The course's goals and requirements were defined and adhered to by the instructor.</p> <p>~ Question Type: Likert ~ contributed by Office of the Provost</p>	Results for STS-1500-115, Voss, M. Joel																
	<table border="1"> <thead> <tr> <th>Total</th> <th>Mean</th> <th>Std Dev</th> <th>Strongly Agree (5)</th> <th>Agree (4)</th> <th>Neutral (3)</th> <th>Disagree (2)</th> <th>Strongly Disagree (1)</th> </tr> </thead> <tbody> <tr> <td>24</td> <td>4.46</td> <td>0.51</td> <td>11 (45.83%)</td> <td>13 (54.17%)</td> <td>0 (0.00%)</td> <td>0 (0.00%)</td> <td>0 (0.00%)</td> </tr> </tbody> </table>	Total	Mean	Std Dev	Strongly Agree (5)	Agree (4)	Neutral (3)	Disagree (2)	Strongly Disagree (1)	24	4.46	0.51	11 (45.83%)	13 (54.17%)	0 (0.00%)	0 (0.00%)	0 (0.00%)
	Total	Mean	Std Dev	Strongly Agree (5)	Agree (4)	Neutral (3)	Disagree (2)	Strongly Disagree (1)									
24	4.46	0.51	11 (45.83%)	13 (54.17%)	0 (0.00%)	0 (0.00%)	0 (0.00%)										
Results for SEAS, 1000-level courses																	
	<table border="1"> <thead> <tr> <th>Total</th> <th>Mean</th> <th>Std Dev</th> <th>Strongly Agree (5)</th> <th>Agree (4)</th> <th>Neutral (3)</th> <th>Disagree (2)</th> <th>Strongly Disagree (1)</th> </tr> </thead> <tbody> <tr> <td>3260</td> <td>3.76</td> <td>1.06</td> <td>938 (28.77%)</td> <td>1000 (30.67%)</td> <td>1095 (33.59%)</td> <td>42 (1.29%)</td> <td>185 (5.67%)</td> </tr> </tbody> </table>	Total	Mean	Std Dev	Strongly Agree (5)	Agree (4)	Neutral (3)	Disagree (2)	Strongly Disagree (1)	3260	3.76	1.06	938 (28.77%)	1000 (30.67%)	1095 (33.59%)	42 (1.29%)	185 (5.67%)
Total	Mean	Std Dev	Strongly Agree (5)	Agree (4)	Neutral (3)	Disagree (2)	Strongly Disagree (1)										
3260	3.76	1.06	938 (28.77%)	1000 (30.67%)	1095 (33.59%)	42 (1.29%)	185 (5.67%)										
<p>17. The instructor was approachable and made himself/herself available to students outside the classroom.</p> <p>~ Question Type: Likert ~ contributed by Office of the Provost</p>	Results for STS-1500-115, Voss, M. Joel																
	<table border="1"> <thead> <tr> <th>Total</th> <th>Mean</th> <th>Std Dev</th> <th>Strongly Agree (5)</th> <th>Agree (4)</th> <th>Neutral (3)</th> <th>Disagree (2)</th> <th>Strongly Disagree (1)</th> </tr> </thead> <tbody> <tr> <td>24</td> <td>4.67</td> <td>0.56</td> <td>17 (70.83%)</td> <td>6 (25.00%)</td> <td>1 (4.17%)</td> <td>0 (0.00%)</td> <td>0 (0.00%)</td> </tr> </tbody> </table>	Total	Mean	Std Dev	Strongly Agree (5)	Agree (4)	Neutral (3)	Disagree (2)	Strongly Disagree (1)	24	4.67	0.56	17 (70.83%)	6 (25.00%)	1 (4.17%)	0 (0.00%)	0 (0.00%)
	Total	Mean	Std Dev	Strongly Agree (5)	Agree (4)	Neutral (3)	Disagree (2)	Strongly Disagree (1)									
24	4.67	0.56	17 (70.83%)	6 (25.00%)	1 (4.17%)	0 (0.00%)	0 (0.00%)										
Results for SEAS, 1000-level courses																	
	<table border="1"> <thead> <tr> <th>Total</th> <th>Mean</th> <th>Std Dev</th> <th>Strongly Agree (5)</th> <th>Agree (4)</th> <th>Neutral (3)</th> <th>Disagree (2)</th> <th>Strongly Disagree (1)</th> </tr> </thead> <tbody> <tr> <td>3244</td> <td>3.72</td> <td>1.04</td> <td>951 (29.32%)</td> <td>782 (24.11%)</td> <td>1288 (39.70%)</td> <td>97 (2.99%)</td> <td>126 (3.88%)</td> </tr> </tbody> </table>	Total	Mean	Std Dev	Strongly Agree (5)	Agree (4)	Neutral (3)	Disagree (2)	Strongly Disagree (1)	3244	3.72	1.04	951 (29.32%)	782 (24.11%)	1288 (39.70%)	97 (2.99%)	126 (3.88%)
Total	Mean	Std Dev	Strongly Agree (5)	Agree (4)	Neutral (3)	Disagree (2)	Strongly Disagree (1)										
3244	3.72	1.04	951 (29.32%)	782 (24.11%)	1288 (39.70%)	97 (2.99%)	126 (3.88%)										
<p>18. Overall, the instructor was an effective teacher.</p> <p>~ Question Type: Likert ~ contributed by Office of the Provost</p>	Results for STS-1500-115, Voss, M. Joel																
	<table border="1"> <thead> <tr> <th>Total</th> <th>Mean</th> <th>Std Dev</th> <th>Strongly Agree (5)</th> <th>Agree (4)</th> <th>Neutral (3)</th> <th>Disagree (2)</th> <th>Strongly Disagree (1)</th> </tr> </thead> <tbody> <tr> <td>24</td> <td>4.67</td> <td>0.56</td> <td>17 (70.83%)</td> <td>6 (25.00%)</td> <td>1 (4.17%)</td> <td>0 (0.00%)</td> <td>0 (0.00%)</td> </tr> </tbody> </table>	Total	Mean	Std Dev	Strongly Agree (5)	Agree (4)	Neutral (3)	Disagree (2)	Strongly Disagree (1)	24	4.67	0.56	17 (70.83%)	6 (25.00%)	1 (4.17%)	0 (0.00%)	0 (0.00%)
	Total	Mean	Std Dev	Strongly Agree (5)	Agree (4)	Neutral (3)	Disagree (2)	Strongly Disagree (1)									
24	4.67	0.56	17 (70.83%)	6 (25.00%)	1 (4.17%)	0 (0.00%)	0 (0.00%)										
Results for SEAS, 1000-level courses																	
	<table border="1"> <thead> <tr> <th>Total</th> <th>Mean</th> <th>Std Dev</th> <th>Strongly Agree (5)</th> <th>Agree (4)</th> <th>Neutral (3)</th> <th>Disagree (2)</th> <th>Strongly Disagree (1)</th> </tr> </thead> <tbody> <tr> <td>3244</td> <td>3.80</td> <td>1.06</td> <td>1083 (33.38%)</td> <td>768 (23.67%)</td> <td>1181 (36.41%)</td> <td>82 (2.53%)</td> <td>130 (4.01%)</td> </tr> </tbody> </table>	Total	Mean	Std Dev	Strongly Agree (5)	Agree (4)	Neutral (3)	Disagree (2)	Strongly Disagree (1)	3244	3.80	1.06	1083 (33.38%)	768 (23.67%)	1181 (36.41%)	82 (2.53%)	130 (4.01%)
Total	Mean	Std Dev	Strongly Agree (5)	Agree (4)	Neutral (3)	Disagree (2)	Strongly Disagree (1)										
3244	3.80	1.06	1083 (33.38%)	768 (23.67%)	1181 (36.41%)	82 (2.53%)	130 (4.01%)										

~ QUESTIONS AND DETAILS ~

~ ANSWER MATRICES ~

19. Please make any overall comments or observations about this course:

~
Question Type: Short Answer

~
contributed by Office of the Provost

Results for STS-1500-115

Total	Individual Answers
13	See below for Individual Results

Connected well with the students in understanding our opinions of the material/course and did everything in his power to make sure students were evaluated fairly.

Great TA, great sense of humor. Isn't afraid to be honest with the class. I wouldn't mind a little bit more sarcasm during discussions, to make things a little more interesting.

M. Joel Voss was an excellent TA. He helped the students understand the material of the course through discussion. His teaching methods were unconventional at times, which made the course enjoyable.

Way to go Joel! It's a wonderful class and I had fun, thank you!

Good discussion course, Joel was a knowledgeable TA that knew how to keep the class engaged.

While the subject material of STS 1500 did not particularly interest me, Joel Voss brings an energetic attitude to discussion sections. His questions during discussions make me think differently about various viewpoints. I particularly liked the discussion in which we played a game with M&M candies to demonstrate the concepts of game theory. Overall, Joel Voss is an effective teacher and broadened my opinions on technology and society.

sitting in a circle makes discussion much easier, which we only did twice in the entire semester

Joel did a good job of making what could have been a very boring class mildly interesting. I felt comfortable talking in discussions, though I worried that my participation grade would suffer in comparison to the few students who tended to talk often but without contributing much more than anyone else. I really liked that he had a plan of activities for every class, and that he didn't mind if that meant class ended a little early. I also enjoyed that he tried to have class outside. I think there was a good mixture of discussion, group work, and presentations. I think his expectations were reasonable. I didn't mind so much having papers due in-class before the other sections, though I guess I wouldn't have minded a little extra time and not having to print out the paper. It's good that you have something passionate to talk about (game theory/human rights) and you try to connect topics from this course to that, even if every student might not fully appreciate the connection.

Joel is a great teacher and I love the way he led (but didn't overpower at all) discussions. He was always steering us in the right direction and asking questions to get us thinking. He also made what were somewhat dry subjects in lecture more interesting in discussion. However I would have liked to receive more feedback on my grades this semester as I'm always looking for ways to improve myself as a writer and learner. I understand Joel was very busy (teaching an extra section etc.), but I would appreciate additional feedback so that I could improve on future assignments.

Overall, Joel was a great TA. He focus on the readings when lecture did not cover them, and when it did he brought of new concepts and topics that related the subject matter at hand. All in all, Joel was helpful whether it be helping us understand the reading or providing help in other areas such as speaking or writing.

Good instruction but bad material. Not the instructor's fault.

Great teacher, really knows his stuff and does a nice job connecting with the students on an academic level.

Voss is a boss, awesome discussion leader, genuinely cares about seeing his students get interested in academic subject matter. Professional but also very laid back and chill and he created an environment in which it was easy to speak up and say what you believe without fear of judgement.

PLIR 4500-002 Special Topics - Fall 2011

CGAS (21974)

INSTRUCTORS: Voss, M. Joel (mjv3h)

Respondents: 22 / Enrollment: 22

~ QUESTIONS AND DETAILS ~

~ ANSWER MATRICES ~

1. The professor stimulates me to think and learn.

Question Type: Likert

contributed by Department of Politics

Results for PLIR-4500-002, Voss, M. Joel							
Total	Mean	Std Dev	Strongly Agree (5)	Agree (4)	Neutral (3)	Disagree (2)	Strongly Disagree (1)
22	4.59	0.59	14 (63.64%)	7 (31.82%)	1 (4.55%)	0 (0.00%)	0 (0.00%)

Results for Politics Lectures - Fall, 2011							
Total	Mean	Std Dev	Strongly Agree (5)	Agree (4)	Neutral (3)	Disagree (2)	Strongly Disagree (1)
1859	4.41	0.71	965 (51.91%)	735 (39.54%)	122 (6.56%)	32 (1.72%)	5 (0.27%)

2. The professor clearly presented ideas and material in class.

Question Type: Likert

contributed by Department of Politics

Results for PLIR-4500-002, Voss, M. Joel							
Total	Mean	Std Dev	Strongly Agree (5)	Agree (4)	Neutral (3)	Disagree (2)	Strongly Disagree (1)
22	4.32	0.78	11 (50.00%)	7 (31.82%)	4 (18.18%)	0 (0.00%)	0 (0.00%)

Results for Politics Lectures - Fall, 2011							
Total	Mean	Std Dev	Strongly Agree (5)	Agree (4)	Neutral (3)	Disagree (2)	Strongly Disagree (1)
1858	4.34	0.80	936 (50.38%)	680 (36.60%)	180 (9.69%)	57 (3.07%)	5 (0.27%)

3. The course contributed substantially to my intellectual development.

Question Type: Likert

contributed by Department of Politics

Results for PLIR-4500-002							
Total	Mean	Std Dev	Strongly Agree (5)	Agree (4)	Neutral (3)	Disagree (2)	Strongly Disagree (1)
22	4.45	0.51	10 (45.45%)	12 (54.55%)	0 (0.00%)	0 (0.00%)	0 (0.00%)

Results for Politics Lectures - Fall, 2011							
Total	Mean	Std Dev	Strongly Agree (5)	Agree (4)	Neutral (3)	Disagree (2)	Strongly Disagree (1)
1842	4.33	0.80	901 (48.91%)	712 (38.65%)	169 (9.17%)	47 (2.55%)	13 (0.71%)

4. Comments on papers and exams were helpful.

Question Type: Likert

contributed by Department of Politics

Results for PLIR-4500-002							
Total	Mean	Std Dev	Strongly Agree (5)	Agree (4)	Neutral (3)	Disagree (2)	Strongly Disagree (1)
22	4.00	0.76	6 (27.27%)	10 (45.45%)	6 (27.27%)	0 (0.00%)	0 (0.00%)

Results for Politics Lectures - Fall, 2011							
Total	Mean	Std Dev	Strongly Agree (5)	Agree (4)	Neutral (3)	Disagree (2)	Strongly Disagree (1)
1816	3.85	0.96	513 (28.25%)	703 (38.71%)	446 (24.56%)	124 (6.83%)	30 (1.65%)

~ QUESTIONS AND DETAILS ~

~ ANSWER MATRICES ~

5. If there were sections in this course, discussion section was helpful - if not, leave blank.

Question Type: Likert

contributed by Department of Politics

Results for PLIR-4500-002							
Total	Mean	Std Dev	Strongly Agree (5)	Agree (4)	Neutral (3)	Disagree (2)	Strongly Disagree (1)
2	4.00	0.00	0 (0.00%)	2 (100.00%)	0 (0.00%)	0 (0.00%)	0 (0.00%)

Results for Politics Lectures - Fall, 2011							
Total	Mean	Std Dev	Strongly Agree (5)	Agree (4)	Neutral (3)	Disagree (2)	Strongly Disagree (1)
1179	4.14	0.99	524 (44.44%)	422 (35.79%)	133 (11.28%)	76 (6.45%)	24 (2.04%)

6. You are:

Question Type: Multiple Choice

contributed by Department of Politics

Results for PLIR-4500-002					
Total	a major in the Department of Politics (NA)	a major in the humanities (NA)	a major in History or another Social Science (NA)	not yet declared (NA)	other (NA)
22	19 (86.36%)	1 (4.55%)	0 (0.00%)	0 (0.00%)	2 (9.09%)

Results for Politics Lectures - Fall, 2011					
Total	a major in the Department of Politics (NA)	a major in the humanities (NA)	a major in History or another Social Science (NA)	not yet declared (NA)	other (NA)
1845	1109 (60.11%)	81 (4.39%)	95 (5.15%)	416 (22.55%)	144 (7.80%)

7. What year are you?

Question Type: Multiple Choice

contributed by Department of Politics

Results for PLIR-4500-002					
Total	First-year (NA)	Second-year (NA)	Third-year (NA)	Fourth-year (NA)	Graduate student (NA)
22	0 (0.00%)	0 (0.00%)	3 (13.64%)	19 (86.36%)	0 (0.00%)

Results for Politics Lectures - Fall, 2011					
Total	First-year (NA)	Second-year (NA)	Third-year (NA)	Fourth-year (NA)	Graduate student (NA)
1838	254 (13.82%)	381 (20.73%)	597 (32.48%)	542 (29.49%)	64 (3.48%)

8. What is your overall GPA in the College?

Question Type: Multiple Choice

contributed by Department of Politics

Results for PLIR-4500-002					
Total	3.6 or higher (NA)	3.2 to 3.59 (NA)	2.8 to 3.19 (NA)	2.4 to 2.79 (NA)	2.39 or lower (NA)
22	5 (22.73%)	8 (36.36%)	8 (36.36%)	1 (4.55%)	0 (0.00%)

Results for Politics Lectures - Fall, 2011					
Total	3.6 or higher (NA)	3.2 to 3.59 (NA)	2.8 to 3.19 (NA)	2.4 to 2.79 (NA)	2.39 or lower (NA)
1742	496 (28.47%)	706 (40.53%)	420 (24.11%)	104 (5.97%)	16 (0.92%)

9. Compared to other courses at this same level that you have taken in this Department, this course was:

Question Type: Multiple Choice

contributed by Department of Politics

Results for PLIR-4500-002				
Total	too difficult (NA)	about right (NA)	easy (NA)	very easy (NA)
22	1 (4.55%)	21 (95.45%)	0 (0.00%)	0 (0.00%)

Results for Politics Lectures - Fall, 2011				
Total	too difficult (NA)	about right (NA)	easy (NA)	very easy (NA)
1764	237 (13.44%)	1455 (82.48%)	61 (3.46%)	11 (0.62%)

10. What are the instructor's strengths and weaknesses in this course?

Question Type: Short Answer

contributed by Department of Politics

Results for PLIR-4500-002, Voss, M. Joel	
Total	Individual Answers
21	See below for Individual Results

The class needed to be better organized - in class discussions to readings for the class.

He promotes very open, dynamic discussions in the classroom. Also, he makes sure that students are very involved in choosing how and what they learn.

-Strengths: Great, enthusiastic, helpful and approachable.

Not really big on lecturing. Preferred to ask stimulating questions in class and promote a lively class discussion on the topic at hand.

He creates a good atmosphere in class, encouraging class participation. His weakness was not so much preparation for each class, but preparation for the course...Some of the readings were not used, and in some cases we bought books that we did not end up reading...but that being said Mr. Voss had about a week to create the class.

Strengths: engaging speaker and planned the course well. Weaknesses: sometimes allowed class discussions to meander down less relevant paths.

Joel did a really good job of encouraging and facilitating discussion. Very rarely did it feel as if Joel was lecturing at us.

He made the class enjoyable to attend. The material was interesting as well. That plus his personality allowed me to want to come to class.

I think that he did a great job of encouraging students to learn and to make sure that we got a lot out of the class. My one complaint is that sometimes class did not have a clear path, and I ended up being confused about the main point I was supposed to understand and how all of the readings linked together.

Joel was a great resource in helping me conduct research for the papers I have had in class this semester; given his background in international law he readily informed me of accessible sources to information that proved very useful, most notably for my part in designing the legal argument in a group research paper. Faced with the daunting task of searching for legal articles focusing on the Occupied Palestinian Territories, I e-mailed Joel with the hope of scheduling a meeting that would provide me with some conception of a judicial framework for my role in the collective argument. Within minutes our meeting was set up, and I was able to allow my convoluted ideas fight themselves out, with Joel's mediation providing for the necessary moments of clarity and direction. One of Joel's strengths is his approachable nature; as a hopeful future law school student, I felt privileged to sit with him for nearly an hour discussing my paper, good legal sources, my future plans, and receiving his advice. Joel has been the instructor I felt was most approachable; I have seen my writing, research, and argumentative skills improve as a result of having been a part of his class, and it would be a pleasure to take another course with him. His being so helpful and encouraging made me feel both confident and rewarded; these coalesced to give me a sense of duty not to fall short of his expectations. As a result I tried my very best, and certainly grew academically because of it. As a third year in a class of mainly fourth years, this has been an invaluable experience that I have no doubt will help me in courses and semesters to come; I am grateful for Joel's motivation, encouragement, and contribution to my academic progress.

Strengths: approachable, presents material in a non-intimidating way weaknesses: disorganization, lack of direction for the course overall

Strengths- Very engaging, great enthusiasm and knowledge about the material, helped to facilitate interesting discussions, was very flexible with structuring the course

Great instructor, I really appreciated the way he taught this course. Class was very debate and discussion orientated, yet Joel was able to make sure the class understood the main arguments and concepts of the readings. Joel did not lecture his opinions and let students form their own factually-based opinions.

In other seminars I found it rather helpful when the professor would post questions about the readings before class. That way when I had to "skim" readings I knew what topics to focus on.

Joel is so engaging - he's a really fun instructor. He is great at using multimedia sources to keep class interesting. Some 2.5 hour classes can go by so slowly. I always looked forward to this class because I knew that I'd learn a lot and never be bored. The only weakness that I would mention is that Joel should be clearer about assignments. When assigning the midterm, final, expectations for group projects, I would prefer to have something in writing when the assignment is announced. I'd like to know for each assignment the exact expectations and how it will be graded.

Refreshingly engaging; guided discussion well. Very open and responsive to suggestions from the class.

A great teacher. Open to hear everyone's ideas. Assigns appropriate and informational readings. Created a class that discussed important and relevant topics and really helped me to learn and form my own opinions about how to deal with humanitarian issues going forward.

He was all around awesome, entertaining, and knew his stuff which made our learning process very efficient.

Joel was a really great teacher, and I think the course would have been a lot better if he'd had more time to plan the syllabus, because he was kind of thrown into it at the beginning of the semester. Because of this, assignments and readings were really disjointed, but I feel like that would be easily solved with more preparation.

Joel was a lot of fun and made the material very accessible and interesting. He let us lead the discussion and allowed everyone to voice their own opinions. I looked forward to attending class every week. The only real weakness I can think of is the amount of reading assigned some weeks. It was overwhelming some weeks. Also the syllabus changed a few times during the course but that is to be expected with a new course.

Joel is a great guy. Very easygoing and approachable. You can tell that he definitely cares about this subject. I think that sometimes the class discussion would get off topic and he'd have trouble reining it back in. Also, I think he had a lot of second thoughts about some of the readings because he kept changing the syllabus. I think these are just things that just happened because he's still new at teaching. I think he'll be a great professor some day.

11. In your opinion, did the instructor welcome alternative viewpoints? Did the instructor treat all students fairly? Why do you feel this way?

Question Type: Short Answer

contributed by Department of Politics

Results for PLIR-4500-002, Voss, M. Joel

Total	Individual Answers
21	See below for Individual Results

The teacher was quite fair in his treatment of students, as he merely guided discussion and students naturally spoke in turn in debate. In times of need, he would provide good points from which to form arguments.

Yes, Joel was always willing to hear everyone's point of view and he encouraged a variety of viewpoints. In past courses I have been hesitant to state views that I thought were in opposition to the consensus, but in this class I was never apprehensive about contributing my ideas.

Yes to both.

Joel welcomed alternative viewpoints and treated all students fairly in class. I felt very comfortable participating.

Certainly; especially in a class where opinions on the topic can vary a great deal, Joel made everyone feel confident in expressing their viewpoints.

yes, all viewpoints were welcomed and further discussed so as to treat each person's contribution equally

Yes, Joel was very welcoming to alternative viewpoints and fair.

Yes.

Everything was fair and straight to the point

Yes

We were all treaty very fairly and with great attention to your opinions.

Joel was extremely welcoming of everyone's opinions and went out of his way to accommodate all of his students. I had a particularly rough time this semester and Joel worked with me to ensure that I was able to complete the coursework.

Joel did a great job fostering discussion on our topics and welcomed dissenting opinions.

Yes, I never felt as if anyone was treated unfairly.

Yes, and he frequently encouraged them in order to bring in an extra dimension to the class discussions. He was fair with his questions as well.

Yes. Joel was fair and completely open to alternative viewpoints. Even if he disagreed with the student, he was great at critiquing student opinions in a way that was non-accusatory and completely respectful.

Yes to all. I feel he was very informative, showed leadership in the classroom, and was also very approachable.

Yes he welcomed all viewpoints and treated all students fairly. He let everyone express their opinions, and encouraged as many students to speak as possible.

~ QUESTIONS AND DETAILS ~

~ ANSWER MATRICES ~

He encouraged a variety of viewpoints during class discussions of the reading. He was very fair.
 Yes he was very fair. I do not feel as though
 Yes, he welcomed comments from everyone from multiple perspectives.

12. What are the strengths and weaknesses of the readings in this course? How would you evaluate the reading load - was it too heavy, too light, or just about right?

Question Type: Short Answer

contributed by Department of Politics

Results for PLIR-4500-002	
Total	Individual Answers
21	See below for Individual Results

Just about right, and the content was (except for the stuff on NATO) interesting.

Strengths-Some of the material was fairly interesting, sequence of readings was strong Weaknesses-Some weeks the reading load was too much and sometimes articles would be superfluous or over the top to get a simple concept across

The reading load was a bit heavy at times, I did like that he would re-examine the readings and send us emails letting us know which readings we should focus on and skim.

There was a lot of reading every week which is typical of a 4000 level course. However, each week we would hear the day of that we didn't need to read quite a few of the readings because there was too much or he realized the readings were not that great. This meant waiting until the day of the class to start readings so you wouldn't waste time reading material that wouldn't be talk about or be tested.

Some of the readings were too long and some of them we did not need...but we did a good job at figuring that out right before hand based on our focuses the class before

Readings were all substantive and enlightening but a few were either not so relevant to the week's topic or repeated a previous reading. But none were a waste of time and the load was heavy but not unbearable.

There was a lot of reading and it was pretty dense at times. Thankfully, Joel was very open to student suggestions, and was totally willing to change the assignment if he thought it could be shortened or switched out for something else.

All the readings were fascinating and very educational. However, the reading load could be imbalanced from week to week. Sometimes there was so much reading that it was difficult to get in-depth into much of it, and sometimes there was just the right amount.

I think that overall the reading load was too heavy some weeks. At times they were also slightly repetitive. I think Joel should take the feedback about the readings we gave him throughout the semester to pare down the weekly readings for the next time he teaches the course.

The reading load was about right. The strengths of the readings are the diversity in points of view. Those that stand out are Lisa Anderson's article, "Demystifying the Arab Spring," the Keohane as well as Nardin & Williams texts (particularly Thomas Franck, Fernando Tesón, whose contributions I found amazing, and Kok-Chor Tan, again, amazing), and Kuperman's "The Moral Hazard of Humanitarian Intervention" (this text provides a great example of the diversity in points of view).

I found the Holzgrefe and Keohane text to be far and away the best of the texts for the class, and I enjoyed it immensely and found it substantial and well-written. The reading load was on average about right.

Some of the readings were a bit dense/boring. I enjoyed the discussion more than some of the readings. It was helpful when we would specifically go over certain writers though and their views. That helped to understand the denser material.

The readings were pretty long and sometimes boring but my biggest problem with them was that the books we were assigned were really expensive. Over \$200 for one class is a little much--and most of them were not available used in the bookstore or on amazon.

The strengths were the readings were informational and brought up a lot of different viewpoints and conflicting ideas and opinions which helped us to compare and contrast and form our own opinions. The weaknesses were some of the readings were dry. The reading load was just about right.

The reading load was just right. Some switching between the first few readings and the last ones could useful. Make Turbulent Peace stretch out on two or three weeks; its chapters are pretty unique compared to the other readings.

I think the reading was just about right for most weeks. The beginning of the semester had longer readings as we were gaining a basis for the key concepts concerned with humanitarian intervention. I most enjoyed the readings from Turbulent Peace, the readings about R2P, and the readings on MARO.

The readings were definitely versatile in order to prevent any significant bias of opinion however, they were too heavy and sometime unconnected to what would speak about in lectures

I know it was hard since it was a new class, but I feel like I spent a lot of money on books that we barely even used, which is always disappointing to me because they are expensive. The reading was a little heavy some weeks, and sometimes when he would change the reading it would be ones that I had already done so I felt as if I had wasted my time. Some of the readings were very interesting though, such as the Arab spring readings.

There are some readings (MARO, R2P) that could've been shortened, especially since we really only discussed the intro and conclusion of those. Our, maybe if we'd just had those assigned on different weeks. There was no way that I could read all those in one week. Keohane was great. Don't ever get rid of that. I could've done without the Turbulent Peace book. It had interesting stuff in there, but it didn't really fit with the rest of what we were discussing.

The reading load was at times too rigorous, especially when we did not even refer to some readings. But mostly the reading was not too bad

Way to much reading. However, Turbulent Peace book is really good.

13. What are the strengths and weaknesses of this course? What suggestions would you make for improving the course?

~
Question Type: Short Answer
~

contributed by Department of Politics

Results for PLIR-4500-002	
Total	Individual Answers
19	See below for Individual Results

I loved the format of the course assignment wise.

The class discussions were very thought-provoking. The final papers/group projects allowed students to put their knowledge to active use in creative ways by choosing specific cases to investigate and evaluate for humanitarian intervention.

I really liked this class, and I learned so much. I personally would prefer more of a human rights focus instead of military intervention, but I think it just depends on student interests.

It was a great discussion environment. I think with time this will be a great course and I'm glad I was able to experience it.

The only weakness, mostly because it is a brand new class, was the instructions for assignments that were due. They were not as clear as other course I have taken. That being said, it was not horrible either and he was willing to talk through it all with everyone.

Joel really hates powerpoint, but if we're discussing several case studies of Humanitarian Intervention in a bit over two hours, it would be very helpful to have a summary of each crisis to go over as a class. The readings focused on the ethical/political/legal issues with the conflict, but I'd also like to have more background on the facts of the conflict.

At the outset a clearer and more refined idea of expectations for the course in regards to written assignments for the semester.

I hate group essays. But that's just me.

strengths: size of the course allows for active engagement of the students weaknesses: the time was horrible especially for the topics (i.e. war crimes, genocide, humanitarian conflict, etc) we were discussing

Strengths- Interesting material, good discussions, good structure, optional final was great, professor was accessible to help Weakness- Occasionally the reading load seemed too heavy, hard to gauge what was necessary for top grades for project

Strengths: students were highly involved. weekly discussions were lively and engaging. Weaknesses: maybe adding one or two small assignments throughout the course would be beneficial.

The readings were, overall, very insightful and well selected. Those I have mentioned above stood out, but most were quite memorable. I would remove certain texts from the course list (Orford comes first to mind), and add an article or two more from Michael Smith, as well as excerpts from Walzer's "Just and Unjust Wars" as a transition from ethical framework to practice and case studies.

This course just needs to be planned out better.

Too much reading, and would like to see more writing on the black board to help augment notes. However, the discussions were lively and the material was always presented clearly with challenging questions to boot.

None. It was great!

~ QUESTIONS AND DETAILS ~

~ ANSWER MATRICES ~

I think the course needs a more definite structure for next time it is taught. The alterations to the course were understandable given that it is brand-new but I know that I personally prefer to have a definite schedule for a course

I was most interested in the practical aspects of intervention so I would have liked to spend some more time on these topics. I think the group project was a bit confusing at first, but in the end I felt as if it was a good way to demonstrate what I had learned throughout the semester. It also gave me the opportunity to learn more about a country and region of the world of which I had limited knowledge, so I think it was a good assignment.

This course really allowed me to learn about humanitarianism and various humanitarian frameworks and ideas. It enabled me to think about humanitarian issues and form my own opinions on the topics.

I did not find any real weaknesses in the course.

14. Would you recommend this course to others? Why or why not?

Question Type: Short Answer

contributed by Department of Politics

Results for PLIR-4500-002	
Total	Individual Answers
21	See below for Individual Results

Yes, Professor Voss was great and was very willing to help his students learn.

If someone had a genuine interest in the role of the United Nations and other other organizations that are involved with HR I would definitely recommend this course as it shows how these bodies are very multi-dimensional

Yes! I loved the teacher, and while I think he has room for improvement, it only comes from lack of experience and I believe if he teaches this course a second time it will be much better organized. His enthusiasm and responsiveness are rare qualities among college professors. And I have often found that students are more willing to do and interested in the work for a class of which the professor is engaging.

Yes.

I would definitely recommend this course to others because I feel this was one of the few courses I've taken that I've really learned a lot and will take these ideas with me for the rest of my life.

Absolutely; I learned a lot and Joel was a wonderful professor. The subject matter was also particularly relevant to these times.

Absolutely! It is fascinating, and people will learn a lot. The professor is great.

Yes, it was a good learning experience

Yes

Yes, definitely.

I would highly recommend this class to anyone interested in politics as well as current events. This was one of the best and most relevant classes I have had at UVA. I also thought Michael Joel Voss was a great instructor for this course.

Yes I would recommend this course because it offered a way to think of humanitarian beyond just whether a humanitarian intervention should occur by examining the strategies of how a country or supranational organization would (or would not) intervene.

Probably, only because I know that the course would be better the second or third times that it is taught

Yes, as long as said person has a passion for, or a background in, foreign affairs/humanitarianism. Could be overwhelming for an underclassman.

I would, so that they may get taught by Professor Voss and learn more about humanitarian aid.

Yes! It was a really good class. The material was challenging and conversation never lagged.

Yes, interesting topic and great teacher.

YES!

Yes, understanding humanitarian intervention (and its implications) is very relevant for events going on today

Absolutely. I was a part of Michael Smith's course in Ethics and Human Rights the semester before this course in Humanitarian Intervention; the transition was a great choice and provided for a solid continuation of the themes of human rights and the justifiability of international conflict.

~ QUESTIONS AND DETAILS ~	~ ANSWER MATRICES ~																																																
	The course topic was great and there was plenty of interesting material, but the class needs to be better organized.																																																
<p>15. The average number of hours per week I spent outside of class preparing for this course was:</p> <p>~ Question Type: Multiple Choice ~ contributed by Office of the Provost</p>	<table border="1"> <thead> <tr> <th colspan="6">Results for PLIR-4500-002</th> </tr> <tr> <th>Total</th> <th>Less than 1 (NA)</th> <th>1 - 3 (NA)</th> <th>4 - 6 (NA)</th> <th>7 - 9 (NA)</th> <th>10 or more (NA)</th> </tr> </thead> <tbody> <tr> <td>22</td> <td>0 (0.00%)</td> <td>9 (40.91%)</td> <td>12 (54.55%)</td> <td>1 (4.55%)</td> <td>0 (0.00%)</td> </tr> </tbody> </table> <table border="1"> <thead> <tr> <th colspan="6">Results for Politics Lectures - Fall, 2011</th> </tr> <tr> <th>Total</th> <th>Less than 1 (NA)</th> <th>1 - 3 (NA)</th> <th>4 - 6 (NA)</th> <th>7 - 9 (NA)</th> <th>10 or more (NA)</th> </tr> </thead> <tbody> <tr> <td>1832</td> <td>61 (3.33%)</td> <td>737 (40.23%)</td> <td>818 (44.65%)</td> <td>158 (8.62%)</td> <td>58 (3.17%)</td> </tr> </tbody> </table>	Results for PLIR-4500-002						Total	Less than 1 (NA)	1 - 3 (NA)	4 - 6 (NA)	7 - 9 (NA)	10 or more (NA)	22	0 (0.00%)	9 (40.91%)	12 (54.55%)	1 (4.55%)	0 (0.00%)	Results for Politics Lectures - Fall, 2011						Total	Less than 1 (NA)	1 - 3 (NA)	4 - 6 (NA)	7 - 9 (NA)	10 or more (NA)	1832	61 (3.33%)	737 (40.23%)	818 (44.65%)	158 (8.62%)	58 (3.17%)												
Results for PLIR-4500-002																																																	
Total	Less than 1 (NA)	1 - 3 (NA)	4 - 6 (NA)	7 - 9 (NA)	10 or more (NA)																																												
22	0 (0.00%)	9 (40.91%)	12 (54.55%)	1 (4.55%)	0 (0.00%)																																												
Results for Politics Lectures - Fall, 2011																																																	
Total	Less than 1 (NA)	1 - 3 (NA)	4 - 6 (NA)	7 - 9 (NA)	10 or more (NA)																																												
1832	61 (3.33%)	737 (40.23%)	818 (44.65%)	158 (8.62%)	58 (3.17%)																																												
<p>16. I learned a great deal in this course.</p> <p>~ Question Type: Likert ~ contributed by Office of the Provost</p>	<table border="1"> <thead> <tr> <th colspan="8">Results for PLIR-4500-002</th> </tr> <tr> <th>Total</th> <th>Mean</th> <th>Std Dev</th> <th>Strongly Agree (5)</th> <th>Agree (4)</th> <th>Neutral (3)</th> <th>Disagree (2)</th> <th>Strongly Disagree (1)</th> </tr> </thead> <tbody> <tr> <td>22</td> <td>4.68</td> <td>0.48</td> <td>15 (68.18%)</td> <td>7 (31.82%)</td> <td>0 (0.00%)</td> <td>0 (0.00%)</td> <td>0 (0.00%)</td> </tr> </tbody> </table> <table border="1"> <thead> <tr> <th colspan="8">Results for Politics Lectures - Fall, 2011</th> </tr> <tr> <th>Total</th> <th>Mean</th> <th>Std Dev</th> <th>Strongly Agree (5)</th> <th>Agree (4)</th> <th>Neutral (3)</th> <th>Disagree (2)</th> <th>Strongly Disagree (1)</th> </tr> </thead> <tbody> <tr> <td>1836</td> <td>4.36</td> <td>0.76</td> <td>898 (48.91%)</td> <td>756 (41.18%)</td> <td>133 (7.24%)</td> <td>35 (1.91%)</td> <td>14 (0.76%)</td> </tr> </tbody> </table>	Results for PLIR-4500-002								Total	Mean	Std Dev	Strongly Agree (5)	Agree (4)	Neutral (3)	Disagree (2)	Strongly Disagree (1)	22	4.68	0.48	15 (68.18%)	7 (31.82%)	0 (0.00%)	0 (0.00%)	0 (0.00%)	Results for Politics Lectures - Fall, 2011								Total	Mean	Std Dev	Strongly Agree (5)	Agree (4)	Neutral (3)	Disagree (2)	Strongly Disagree (1)	1836	4.36	0.76	898 (48.91%)	756 (41.18%)	133 (7.24%)	35 (1.91%)	14 (0.76%)
Results for PLIR-4500-002																																																	
Total	Mean	Std Dev	Strongly Agree (5)	Agree (4)	Neutral (3)	Disagree (2)	Strongly Disagree (1)																																										
22	4.68	0.48	15 (68.18%)	7 (31.82%)	0 (0.00%)	0 (0.00%)	0 (0.00%)																																										
Results for Politics Lectures - Fall, 2011																																																	
Total	Mean	Std Dev	Strongly Agree (5)	Agree (4)	Neutral (3)	Disagree (2)	Strongly Disagree (1)																																										
1836	4.36	0.76	898 (48.91%)	756 (41.18%)	133 (7.24%)	35 (1.91%)	14 (0.76%)																																										
<p>17. Overall, this was a worthwhile course.</p> <p>~ Question Type: Likert ~ contributed by Office of the Provost</p>	<table border="1"> <thead> <tr> <th colspan="8">Results for PLIR-4500-002</th> </tr> <tr> <th>Total</th> <th>Mean</th> <th>Std Dev</th> <th>Strongly Agree (5)</th> <th>Agree (4)</th> <th>Neutral (3)</th> <th>Disagree (2)</th> <th>Strongly Disagree (1)</th> </tr> </thead> <tbody> <tr> <td>22</td> <td>4.50</td> <td>0.60</td> <td>12 (54.55%)</td> <td>9 (40.91%)</td> <td>1 (4.55%)</td> <td>0 (0.00%)</td> <td>0 (0.00%)</td> </tr> </tbody> </table> <table border="1"> <thead> <tr> <th colspan="8">Results for Politics Lectures - Fall, 2011</th> </tr> <tr> <th>Total</th> <th>Mean</th> <th>Std Dev</th> <th>Strongly Agree (5)</th> <th>Agree (4)</th> <th>Neutral (3)</th> <th>Disagree (2)</th> <th>Strongly Disagree (1)</th> </tr> </thead> <tbody> <tr> <td>1835</td> <td>4.32</td> <td>0.83</td> <td>910 (49.59%)</td> <td>701 (38.20%)</td> <td>150 (8.17%)</td> <td>52 (2.83%)</td> <td>22 (1.20%)</td> </tr> </tbody> </table>	Results for PLIR-4500-002								Total	Mean	Std Dev	Strongly Agree (5)	Agree (4)	Neutral (3)	Disagree (2)	Strongly Disagree (1)	22	4.50	0.60	12 (54.55%)	9 (40.91%)	1 (4.55%)	0 (0.00%)	0 (0.00%)	Results for Politics Lectures - Fall, 2011								Total	Mean	Std Dev	Strongly Agree (5)	Agree (4)	Neutral (3)	Disagree (2)	Strongly Disagree (1)	1835	4.32	0.83	910 (49.59%)	701 (38.20%)	150 (8.17%)	52 (2.83%)	22 (1.20%)
Results for PLIR-4500-002																																																	
Total	Mean	Std Dev	Strongly Agree (5)	Agree (4)	Neutral (3)	Disagree (2)	Strongly Disagree (1)																																										
22	4.50	0.60	12 (54.55%)	9 (40.91%)	1 (4.55%)	0 (0.00%)	0 (0.00%)																																										
Results for Politics Lectures - Fall, 2011																																																	
Total	Mean	Std Dev	Strongly Agree (5)	Agree (4)	Neutral (3)	Disagree (2)	Strongly Disagree (1)																																										
1835	4.32	0.83	910 (49.59%)	701 (38.20%)	150 (8.17%)	52 (2.83%)	22 (1.20%)																																										
<p>18. The course's goals and requirements were defined and adhered to by the instructor.</p> <p>~ Question Type: Likert ~ contributed by Office of the Provost</p>	<table border="1"> <thead> <tr> <th colspan="8">Results for PLIR-4500-002, Voss, M. Joel</th> </tr> <tr> <th>Total</th> <th>Mean</th> <th>Std Dev</th> <th>Strongly Agree (5)</th> <th>Agree (4)</th> <th>Neutral (3)</th> <th>Disagree (2)</th> <th>Strongly Disagree (1)</th> </tr> </thead> <tbody> <tr> <td>22</td> <td>4.14</td> <td>1.04</td> <td>10 (45.45%)</td> <td>8 (36.36%)</td> <td>1 (4.55%)</td> <td>3 (13.64%)</td> <td>0 (0.00%)</td> </tr> </tbody> </table> <table border="1"> <thead> <tr> <th colspan="8">Results for Politics Lectures - Fall, 2011</th> </tr> <tr> <th>Total</th> <th>Mean</th> <th>Std Dev</th> <th>Strongly Agree (5)</th> <th>Agree (4)</th> <th>Neutral (3)</th> <th>Disagree (2)</th> <th>Strongly Disagree (1)</th> </tr> </thead> <tbody> <tr> <td>1838</td> <td>4.44</td> <td>0.68</td> <td>964 (52.45%)</td> <td>744 (40.48%)</td> <td>104 (5.66%)</td> <td>22 (1.20%)</td> <td>4 (0.22%)</td> </tr> </tbody> </table>	Results for PLIR-4500-002, Voss, M. Joel								Total	Mean	Std Dev	Strongly Agree (5)	Agree (4)	Neutral (3)	Disagree (2)	Strongly Disagree (1)	22	4.14	1.04	10 (45.45%)	8 (36.36%)	1 (4.55%)	3 (13.64%)	0 (0.00%)	Results for Politics Lectures - Fall, 2011								Total	Mean	Std Dev	Strongly Agree (5)	Agree (4)	Neutral (3)	Disagree (2)	Strongly Disagree (1)	1838	4.44	0.68	964 (52.45%)	744 (40.48%)	104 (5.66%)	22 (1.20%)	4 (0.22%)
Results for PLIR-4500-002, Voss, M. Joel																																																	
Total	Mean	Std Dev	Strongly Agree (5)	Agree (4)	Neutral (3)	Disagree (2)	Strongly Disagree (1)																																										
22	4.14	1.04	10 (45.45%)	8 (36.36%)	1 (4.55%)	3 (13.64%)	0 (0.00%)																																										
Results for Politics Lectures - Fall, 2011																																																	
Total	Mean	Std Dev	Strongly Agree (5)	Agree (4)	Neutral (3)	Disagree (2)	Strongly Disagree (1)																																										
1838	4.44	0.68	964 (52.45%)	744 (40.48%)	104 (5.66%)	22 (1.20%)	4 (0.22%)																																										

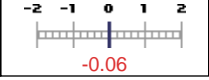
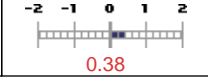
~ QUESTIONS AND DETAILS ~	~ ANSWER MATRICES ~																																																
<p>19. The instructor was approachable and made himself/herself available to students outside the classroom.</p> <p style="text-align: center;">~ Question Type: Likert ~ <i>contributed by Office of the Provost</i></p>	<table border="1" style="width: 100%; border-collapse: collapse;"> <thead> <tr style="background-color: #2e5496; color: white;"> <th colspan="8">Results for PLIR-4500-002, Voss, M. Joel</th> </tr> <tr> <th>Total</th> <th>Mean</th> <th>Std Dev</th> <th>Strongly Agree (5)</th> <th>Agree (4)</th> <th>Neutral (3)</th> <th>Disagree (2)</th> <th>Strongly Disagree (1)</th> </tr> </thead> <tbody> <tr> <td style="text-align: center;">22</td> <td style="text-align: center;">4.73</td> <td style="text-align: center;">0.46</td> <td style="text-align: center;">16 (72.73%)</td> <td style="text-align: center;">6 (27.27%)</td> <td style="text-align: center;">0 (0.00%)</td> <td style="text-align: center;">0 (0.00%)</td> <td style="text-align: center;">0 (0.00%)</td> </tr> </tbody> </table> <table border="1" style="width: 100%; border-collapse: collapse;"> <thead> <tr style="background-color: #a6a6a6;"> <th colspan="8">Results for Politics Lectures - Fall, 2011</th> </tr> <tr> <th>Total</th> <th>Mean</th> <th>Std Dev</th> <th>Strongly Agree (5)</th> <th>Agree (4)</th> <th>Neutral (3)</th> <th>Disagree (2)</th> <th>Strongly Disagree (1)</th> </tr> </thead> <tbody> <tr> <td style="text-align: center;">1843</td> <td style="text-align: center;">4.28</td> <td style="text-align: center;">0.79</td> <td style="text-align: center;">854 (46.34%)</td> <td style="text-align: center;">712 (38.63%)</td> <td style="text-align: center;">235 (12.75%)</td> <td style="text-align: center;">32 (1.74%)</td> <td style="text-align: center;">10 (0.54%)</td> </tr> </tbody> </table>	Results for PLIR-4500-002, Voss, M. Joel								Total	Mean	Std Dev	Strongly Agree (5)	Agree (4)	Neutral (3)	Disagree (2)	Strongly Disagree (1)	22	4.73	0.46	16 (72.73%)	6 (27.27%)	0 (0.00%)	0 (0.00%)	0 (0.00%)	Results for Politics Lectures - Fall, 2011								Total	Mean	Std Dev	Strongly Agree (5)	Agree (4)	Neutral (3)	Disagree (2)	Strongly Disagree (1)	1843	4.28	0.79	854 (46.34%)	712 (38.63%)	235 (12.75%)	32 (1.74%)	10 (0.54%)
Results for PLIR-4500-002, Voss, M. Joel																																																	
Total	Mean	Std Dev	Strongly Agree (5)	Agree (4)	Neutral (3)	Disagree (2)	Strongly Disagree (1)																																										
22	4.73	0.46	16 (72.73%)	6 (27.27%)	0 (0.00%)	0 (0.00%)	0 (0.00%)																																										
Results for Politics Lectures - Fall, 2011																																																	
Total	Mean	Std Dev	Strongly Agree (5)	Agree (4)	Neutral (3)	Disagree (2)	Strongly Disagree (1)																																										
1843	4.28	0.79	854 (46.34%)	712 (38.63%)	235 (12.75%)	32 (1.74%)	10 (0.54%)																																										
<p>20. Overall, the instructor was an effective teacher.</p> <p style="text-align: center;">~ Question Type: Likert ~ <i>contributed by Office of the Provost</i></p>	<table border="1" style="width: 100%; border-collapse: collapse;"> <thead> <tr style="background-color: #2e5496; color: white;"> <th colspan="8">Results for PLIR-4500-002, Voss, M. Joel</th> </tr> <tr> <th>Total</th> <th>Mean</th> <th>Std Dev</th> <th>Strongly Agree (5)</th> <th>Agree (4)</th> <th>Neutral (3)</th> <th>Disagree (2)</th> <th>Strongly Disagree (1)</th> </tr> </thead> <tbody> <tr> <td style="text-align: center;">20</td> <td style="text-align: center;">4.50</td> <td style="text-align: center;">0.61</td> <td style="text-align: center;">11 (55.00%)</td> <td style="text-align: center;">8 (40.00%)</td> <td style="text-align: center;">1 (5.00%)</td> <td style="text-align: center;">0 (0.00%)</td> <td style="text-align: center;">0 (0.00%)</td> </tr> </tbody> </table> <table border="1" style="width: 100%; border-collapse: collapse;"> <thead> <tr style="background-color: #a6a6a6;"> <th colspan="8">Results for Politics Lectures - Fall, 2011</th> </tr> <tr> <th>Total</th> <th>Mean</th> <th>Std Dev</th> <th>Strongly Agree (5)</th> <th>Agree (4)</th> <th>Neutral (3)</th> <th>Disagree (2)</th> <th>Strongly Disagree (1)</th> </tr> </thead> <tbody> <tr> <td style="text-align: center;">1851</td> <td style="text-align: center;">4.41</td> <td style="text-align: center;">0.71</td> <td style="text-align: center;">957 (51.70%)</td> <td style="text-align: center;">726 (39.22%)</td> <td style="text-align: center;">138 (7.46%)</td> <td style="text-align: center;">23 (1.24%)</td> <td style="text-align: center;">7 (0.38%)</td> </tr> </tbody> </table>	Results for PLIR-4500-002, Voss, M. Joel								Total	Mean	Std Dev	Strongly Agree (5)	Agree (4)	Neutral (3)	Disagree (2)	Strongly Disagree (1)	20	4.50	0.61	11 (55.00%)	8 (40.00%)	1 (5.00%)	0 (0.00%)	0 (0.00%)	Results for Politics Lectures - Fall, 2011								Total	Mean	Std Dev	Strongly Agree (5)	Agree (4)	Neutral (3)	Disagree (2)	Strongly Disagree (1)	1851	4.41	0.71	957 (51.70%)	726 (39.22%)	138 (7.46%)	23 (1.24%)	7 (0.38%)
Results for PLIR-4500-002, Voss, M. Joel																																																	
Total	Mean	Std Dev	Strongly Agree (5)	Agree (4)	Neutral (3)	Disagree (2)	Strongly Disagree (1)																																										
20	4.50	0.61	11 (55.00%)	8 (40.00%)	1 (5.00%)	0 (0.00%)	0 (0.00%)																																										
Results for Politics Lectures - Fall, 2011																																																	
Total	Mean	Std Dev	Strongly Agree (5)	Agree (4)	Neutral (3)	Disagree (2)	Strongly Disagree (1)																																										
1851	4.41	0.71	957 (51.70%)	726 (39.22%)	138 (7.46%)	23 (1.24%)	7 (0.38%)																																										
<p>21. Please make any overall comments or observations about this course:</p> <p style="text-align: center;">~ Question Type: Short Answer ~ <i>contributed by Office of the Provost</i></p>	<table border="1" style="width: 100%; border-collapse: collapse;"> <thead> <tr style="background-color: #2e5496; color: white;"> <th colspan="2">Results for PLIR-4500-002</th> </tr> <tr> <th>Total</th> <th>Individual Answers</th> </tr> </thead> <tbody> <tr> <td style="text-align: center;">9</td> <td style="text-align: center;"><i>See below for Individual Results</i></td> </tr> </tbody> </table> <p>Maybe sending out important questions or themes to consider in the readings would help to further more discussion in class. Also, more organized structure to discussion would help with better understanding the issues read and talking about.</p> <p>One of my two favorite classes at UVA so far - both in the Politics department, and both due to the level of the instructor's engagement.</p> <p>Love Voss!</p> <p>A challenging but informative course.</p> <p>I am glad to have been a part of the course, and feel fortunate for having this experience in my third year.</p> <p>JV=my hero</p> <p>It was fantastic, fun, and intelligent. Incredible experience.</p> <p>Great course and instructor.</p> <p>Good addition to UVA's COD</p>	Results for PLIR-4500-002		Total	Individual Answers	9	<i>See below for Individual Results</i>																																										
Results for PLIR-4500-002																																																	
Total	Individual Answers																																																
9	<i>See below for Individual Results</i>																																																

STS 1500-104 Sci, Tech & Contemp Issues - Fall 2011

ENGR (17839)

INSTRUCTORS: Johnson, Deborah G. (dj7p) - **Voss, M. Joel (mjv3h)**

Respondents: 20 / Enrollment: 20

Summary: STS 1500-104 Sci, Tech & Contemp Issues - Fall 2011 (17839)	
Overall Course Rating STS-1500-104 Mean 3.88 STS-1500-104 Std Dev 0.82 STS-1500-104 Response Count 100	Overall Instructor Rating INSTRUCTOR: Voss, M. Joel Mean 4.51 Std Dev 0.65 Response Count 138
Difference from Category Mean, Expressed in Category Standard Deviations 	Difference from Category Mean, Expressed in Category Standard Deviations 
SEAS, 1000-level courses Mean 3.94 SEAS, 1000-level courses Std Dev 0.99 SEAS, 1000-level courses Response Count 9194	SEAS, 1000-level courses Mean 4.15 SEAS, 1000-level courses Std Dev 0.94 SEAS, 1000-level courses Response Count 15213

~ QUESTIONS AND DETAILS ~	~ ANSWER MATRICES ~																																																						
<p>1. The course addressed technically rigorous subject matter consistent with the course objectives.</p> <p style="text-align: center;">~ Question Type: Likert ~</p> <p style="text-align: center;"><i>contributed by Dean of the School of Engineering and Applied Science</i></p>	<table border="1"> <thead> <tr> <th colspan="9">Results for STS-1500-104</th> </tr> <tr> <th>Total</th> <th>Mean</th> <th>Std Dev</th> <th>Strongly Agree (5)</th> <th>Agree (4)</th> <th>Neutral (3)</th> <th>Disagree (2)</th> <th>Strongly Disagree (1)</th> <th>Not Applicable (NA)</th> </tr> </thead> <tbody> <tr> <td>20</td> <td>3.90</td> <td>0.55</td> <td>2 (10.00%)</td> <td>14 (70.00%)</td> <td>4 (20.00%)</td> <td>0 (0.00%)</td> <td>0 (0.00%)</td> <td>0 (0.00%)</td> </tr> </tbody> </table> <table border="1"> <thead> <tr> <th colspan="9">Results for SEAS, 1000-level courses</th> </tr> <tr> <th>Total</th> <th>Mean</th> <th>Std Dev</th> <th>Strongly Agree (5)</th> <th>Agree (4)</th> <th>Neutral (3)</th> <th>Disagree (2)</th> <th>Strongly Disagree (1)</th> <th>Not Applicable (NA)</th> </tr> </thead> <tbody> <tr> <td>1836</td> <td>4.14</td> <td>0.85</td> <td>669 (36.44%)</td> <td>836 (45.53%)</td> <td>232 (12.64%)</td> <td>60 (3.27%)</td> <td>23 (1.25%)</td> <td>16 (0.87%)</td> </tr> </tbody> </table>	Results for STS-1500-104									Total	Mean	Std Dev	Strongly Agree (5)	Agree (4)	Neutral (3)	Disagree (2)	Strongly Disagree (1)	Not Applicable (NA)	20	3.90	0.55	2 (10.00%)	14 (70.00%)	4 (20.00%)	0 (0.00%)	0 (0.00%)	0 (0.00%)	Results for SEAS, 1000-level courses									Total	Mean	Std Dev	Strongly Agree (5)	Agree (4)	Neutral (3)	Disagree (2)	Strongly Disagree (1)	Not Applicable (NA)	1836	4.14	0.85	669 (36.44%)	836 (45.53%)	232 (12.64%)	60 (3.27%)	23 (1.25%)	16 (0.87%)
	Results for STS-1500-104																																																						
Total	Mean	Std Dev	Strongly Agree (5)	Agree (4)	Neutral (3)	Disagree (2)	Strongly Disagree (1)	Not Applicable (NA)																																															
20	3.90	0.55	2 (10.00%)	14 (70.00%)	4 (20.00%)	0 (0.00%)	0 (0.00%)	0 (0.00%)																																															
Results for SEAS, 1000-level courses																																																							
Total	Mean	Std Dev	Strongly Agree (5)	Agree (4)	Neutral (3)	Disagree (2)	Strongly Disagree (1)	Not Applicable (NA)																																															
1836	4.14	0.85	669 (36.44%)	836 (45.53%)	232 (12.64%)	60 (3.27%)	23 (1.25%)	16 (0.87%)																																															
<p>2. The instructor used methods other than/in addition to traditional lectures (for example, active learning, in-class problems, collaborative learning, in-class discussion) effectively in this course.</p> <p style="text-align: center;">~ Question Type: Likert ~</p> <p style="text-align: center;"><i>contributed by Dean of the School of Engineering and Applied Science</i></p>	<table border="1"> <thead> <tr> <th colspan="9">Results for STS-1500-104, Voss, M. Joel</th> </tr> <tr> <th>Total</th> <th>Mean</th> <th>Std Dev</th> <th>Strongly Agree (5)</th> <th>Agree (4)</th> <th>Neutral (3)</th> <th>Disagree (2)</th> <th>Strongly Disagree (1)</th> <th>Not Applicable (NA)</th> </tr> </thead> <tbody> <tr> <td>20</td> <td>4.75</td> <td>0.44</td> <td>15 (75.00%)</td> <td>5 (25.00%)</td> <td>0 (0.00%)</td> <td>0 (0.00%)</td> <td>0 (0.00%)</td> <td>0 (0.00%)</td> </tr> </tbody> </table> <table border="1"> <thead> <tr> <th colspan="9">Results for SEAS, 1000-level courses</th> </tr> <tr> <th>Total</th> <th>Mean</th> <th>Std Dev</th> <th>Strongly Agree (5)</th> <th>Agree (4)</th> <th>Neutral (3)</th> <th>Disagree (2)</th> <th>Strongly Disagree (1)</th> <th>Not Applicable (NA)</th> </tr> </thead> <tbody> <tr> <td>2181</td> <td>4.04</td> <td>1.06</td> <td>832 (38.15%)</td> <td>689 (31.59%)</td> <td>252 (11.55%)</td> <td>157 (7.20%)</td> <td>60 (2.75%)</td> <td>191 (8.76%)</td> </tr> </tbody> </table>	Results for STS-1500-104, Voss, M. Joel									Total	Mean	Std Dev	Strongly Agree (5)	Agree (4)	Neutral (3)	Disagree (2)	Strongly Disagree (1)	Not Applicable (NA)	20	4.75	0.44	15 (75.00%)	5 (25.00%)	0 (0.00%)	0 (0.00%)	0 (0.00%)	0 (0.00%)	Results for SEAS, 1000-level courses									Total	Mean	Std Dev	Strongly Agree (5)	Agree (4)	Neutral (3)	Disagree (2)	Strongly Disagree (1)	Not Applicable (NA)	2181	4.04	1.06	832 (38.15%)	689 (31.59%)	252 (11.55%)	157 (7.20%)	60 (2.75%)	191 (8.76%)
	Results for STS-1500-104, Voss, M. Joel																																																						
Total	Mean	Std Dev	Strongly Agree (5)	Agree (4)	Neutral (3)	Disagree (2)	Strongly Disagree (1)	Not Applicable (NA)																																															
20	4.75	0.44	15 (75.00%)	5 (25.00%)	0 (0.00%)	0 (0.00%)	0 (0.00%)	0 (0.00%)																																															
Results for SEAS, 1000-level courses																																																							
Total	Mean	Std Dev	Strongly Agree (5)	Agree (4)	Neutral (3)	Disagree (2)	Strongly Disagree (1)	Not Applicable (NA)																																															
2181	4.04	1.06	832 (38.15%)	689 (31.59%)	252 (11.55%)	157 (7.20%)	60 (2.75%)	191 (8.76%)																																															
<p>3. There was a reasonable level of effort expected for the credit hours received.</p> <p style="text-align: center;">~ Question Type: Likert ~</p> <p style="text-align: center;"><i>contributed by Dean of the School of Engineering and Applied Science</i></p>	<table border="1"> <thead> <tr> <th colspan="9">Results for STS-1500-104</th> </tr> <tr> <th>Total</th> <th>Mean</th> <th>Std Dev</th> <th>Strongly Agree (5)</th> <th>Agree (4)</th> <th>Neutral (3)</th> <th>Disagree (2)</th> <th>Strongly Disagree (1)</th> <th>Not Applicable (NA)</th> </tr> </thead> <tbody> <tr> <td>20</td> <td>4.10</td> <td>0.72</td> <td>5 (25.00%)</td> <td>13 (65.00%)</td> <td>1 (5.00%)</td> <td>1 (5.00%)</td> <td>0 (0.00%)</td> <td>0 (0.00%)</td> </tr> </tbody> </table> <table border="1"> <thead> <tr> <th colspan="9">Results for SEAS, 1000-level courses</th> </tr> <tr> <th>Total</th> <th>Mean</th> <th>Std Dev</th> <th>Strongly Agree (5)</th> <th>Agree (4)</th> <th>Neutral (3)</th> <th>Disagree (2)</th> <th>Strongly Disagree (1)</th> <th>Not Applicable (NA)</th> </tr> </thead> <tbody> <tr> <td>1843</td> <td>4.10</td> <td>0.91</td> <td>663 (35.97%)</td> <td>860 (46.66%)</td> <td>189 (10.26%)</td> <td>89 (4.83%)</td> <td>35 (1.90%)</td> <td>7 (0.38%)</td> </tr> </tbody> </table>	Results for STS-1500-104									Total	Mean	Std Dev	Strongly Agree (5)	Agree (4)	Neutral (3)	Disagree (2)	Strongly Disagree (1)	Not Applicable (NA)	20	4.10	0.72	5 (25.00%)	13 (65.00%)	1 (5.00%)	1 (5.00%)	0 (0.00%)	0 (0.00%)	Results for SEAS, 1000-level courses									Total	Mean	Std Dev	Strongly Agree (5)	Agree (4)	Neutral (3)	Disagree (2)	Strongly Disagree (1)	Not Applicable (NA)	1843	4.10	0.91	663 (35.97%)	860 (46.66%)	189 (10.26%)	89 (4.83%)	35 (1.90%)	7 (0.38%)
	Results for STS-1500-104																																																						
Total	Mean	Std Dev	Strongly Agree (5)	Agree (4)	Neutral (3)	Disagree (2)	Strongly Disagree (1)	Not Applicable (NA)																																															
20	4.10	0.72	5 (25.00%)	13 (65.00%)	1 (5.00%)	1 (5.00%)	0 (0.00%)	0 (0.00%)																																															
Results for SEAS, 1000-level courses																																																							
Total	Mean	Std Dev	Strongly Agree (5)	Agree (4)	Neutral (3)	Disagree (2)	Strongly Disagree (1)	Not Applicable (NA)																																															
1843	4.10	0.91	663 (35.97%)	860 (46.66%)	189 (10.26%)	89 (4.83%)	35 (1.90%)	7 (0.38%)																																															

~ QUESTIONS AND DETAILS ~

~ ANSWER MATRICES ~

4. The homework assignments helped me learn the subject matter.

Question Type: Likert

contributed by Dean of the School of Engineering and Applied Science

Results for STS-1500-104								
Total	Mean	Std Dev	Strongly Agree (5)	Agree (4)	Neutral (3)	Disagree (2)	Strongly Disagree (1)	Not Applicable (NA)
20	3.95	0.91	4 (20.00%)	12 (60.00%)	2 (10.00%)	0 (0.00%)	1 (5.00%)	1 (5.00%)

Results for SEAS, 1000-level courses								
Total	Mean	Std Dev	Strongly Agree (5)	Agree (4)	Neutral (3)	Disagree (2)	Strongly Disagree (1)	Not Applicable (NA)
1839	4.01	0.98	623 (33.88%)	733 (39.86%)	251 (13.65%)	115 (6.25%)	39 (2.12%)	78 (4.24%)

5. The textbook increased my understanding of the material.

Question Type: Likert

contributed by Dean of the School of Engineering and Applied Science

Results for STS-1500-104								
Total	Mean	Std Dev	Strongly Agree (5)	Agree (4)	Neutral (3)	Disagree (2)	Strongly Disagree (1)	Not Applicable (NA)
20	3.75	1.02	4 (20.00%)	10 (50.00%)	4 (20.00%)	1 (5.00%)	1 (5.00%)	0 (0.00%)

Results for SEAS, 1000-level courses								
Total	Mean	Std Dev	Strongly Agree (5)	Agree (4)	Neutral (3)	Disagree (2)	Strongly Disagree (1)	Not Applicable (NA)
1839	3.61	1.09	342 (18.60%)	638 (34.69%)	371 (20.17%)	175 (9.52%)	82 (4.46%)	231 (12.56%)

6. The course material was well organized and developed.

Question Type: Likert

contributed by Dean of the School of Engineering and Applied Science

Results for STS-1500-104, Voss, M. Joel								
Total	Mean	Std Dev	Strongly Agree (5)	Agree (4)	Neutral (3)	Disagree (2)	Strongly Disagree (1)	Not Applicable (NA)
20	4.40	0.60	9 (45.00%)	10 (50.00%)	1 (5.00%)	0 (0.00%)	0 (0.00%)	0 (0.00%)

Results for SEAS, 1000-level courses								
Total	Mean	Std Dev	Strongly Agree (5)	Agree (4)	Neutral (3)	Disagree (2)	Strongly Disagree (1)	Not Applicable (NA)
2172	3.99	0.96	689 (31.72%)	894 (41.16%)	324 (14.92%)	133 (6.12%)	41 (1.89%)	91 (4.19%)

7. The instructor was knowledgeable about the subject matter.

Question Type: Likert

contributed by Dean of the School of Engineering and Applied Science

Results for STS-1500-104, Voss, M. Joel								
Total	Mean	Std Dev	Strongly Agree (5)	Agree (4)	Neutral (3)	Disagree (2)	Strongly Disagree (1)	Not Applicable (NA)
20	4.70	0.57	15 (75.00%)	4 (20.00%)	1 (5.00%)	0 (0.00%)	0 (0.00%)	0 (0.00%)

Results for SEAS, 1000-level courses								
Total	Mean	Std Dev	Strongly Agree (5)	Agree (4)	Neutral (3)	Disagree (2)	Strongly Disagree (1)	Not Applicable (NA)
2175	4.43	0.77	1143 (52.55%)	663 (30.48%)	159 (7.31%)	27 (1.24%)	19 (0.87%)	164 (7.54%)

8. The instructor was well prepared for class.

Question Type: Likert

contributed by Dean of the School of Engineering and Applied Science

Results for STS-1500-104, Voss, M. Joel								
Total	Mean	Std Dev	Strongly Agree (5)	Agree (4)	Neutral (3)	Disagree (2)	Strongly Disagree (1)	Not Applicable (NA)
19	4.63	0.50	12 (63.16%)	7 (36.84%)	0 (0.00%)	0 (0.00%)	0 (0.00%)	0 (0.00%)

Results for SEAS, 1000-level courses								
Total	Mean	Std Dev	Strongly Agree (5)	Agree (4)	Neutral (3)	Disagree (2)	Strongly Disagree (1)	Not Applicable (NA)
2173	4.29	0.88	972 (44.73%)	685 (31.52%)	214 (9.85%)	53 (2.44%)	29 (1.33%)	220 (10.12%)

~ QUESTIONS AND DETAILS ~

~ ANSWER MATRICES ~

9. I received adequate preparation from the prior courses in the curriculum to be successful in this course.

Question Type: Likert

contributed by Dean of the School of Engineering and Applied Science

Results for STS-1500-104								
Total	Mean	Std Dev	Strongly Agree (5)	Agree (4)	Neutral (3)	Disagree (2)	Strongly Disagree (1)	Not Applicable (NA)
20	3.55	0.82	1 (5.00%)	5 (25.00%)	4 (20.00%)	1 (5.00%)	0 (0.00%)	9 (45.00%)

Results for SEAS, 1000-level courses								
Total	Mean	Std Dev	Strongly Agree (5)	Agree (4)	Neutral (3)	Disagree (2)	Strongly Disagree (1)	Not Applicable (NA)
1837	3.66	1.04	232 (12.63%)	343 (18.67%)	290 (15.79%)	87 (4.74%)	35 (1.91%)	850 (46.27%)

10. The grading policy was fair.

Question Type: Likert

contributed by Dean of the School of Engineering and Applied Science

Results for STS-1500-104, Voss, M. Joel								
Total	Mean	Std Dev	Strongly Agree (5)	Agree (4)	Neutral (3)	Disagree (2)	Strongly Disagree (1)	Not Applicable (NA)
20	4.05	0.76	6 (30.00%)	9 (45.00%)	5 (25.00%)	0 (0.00%)	0 (0.00%)	0 (0.00%)

Results for SEAS, 1000-level courses								
Total	Mean	Std Dev	Strongly Agree (5)	Agree (4)	Neutral (3)	Disagree (2)	Strongly Disagree (1)	Not Applicable (NA)
2173	4.00	0.94	643 (29.59%)	870 (40.04%)	307 (14.13%)	114 (5.25%)	37 (1.70%)	202 (9.30%)

11. The instructor responded adequately to in-class questions.

Question Type: Likert

contributed by Dean of the School of Engineering and Applied Science

Results for STS-1500-104, Voss, M. Joel								
Total	Mean	Std Dev	Strongly Agree (5)	Agree (4)	Neutral (3)	Disagree (2)	Strongly Disagree (1)	Not Applicable (NA)
19	4.95	0.23	18 (94.74%)	1 (5.26%)	0 (0.00%)	0 (0.00%)	0 (0.00%)	0 (0.00%)

Results for SEAS, 1000-level courses								
Total	Mean	Std Dev	Strongly Agree (5)	Agree (4)	Neutral (3)	Disagree (2)	Strongly Disagree (1)	Not Applicable (NA)
2170	4.23	0.90	908 (41.84%)	724 (33.36%)	219 (10.09%)	75 (3.46%)	30 (1.38%)	214 (9.86%)

12. The instructor effectively used technology in support of the learning goals for this course.

Question Type: Likert

contributed by Dean of the School of Engineering and Applied Science

Results for STS-1500-104, Voss, M. Joel								
Total	Mean	Std Dev	Strongly Agree (5)	Agree (4)	Neutral (3)	Disagree (2)	Strongly Disagree (1)	Not Applicable (NA)
20	4.15	0.81	8 (40.00%)	7 (35.00%)	5 (25.00%)	0 (0.00%)	0 (0.00%)	0 (0.00%)

Results for SEAS, 1000-level courses								
Total	Mean	Std Dev	Strongly Agree (5)	Agree (4)	Neutral (3)	Disagree (2)	Strongly Disagree (1)	Not Applicable (NA)
2169	4.10	0.96	800 (36.88%)	791 (36.47%)	268 (12.36%)	100 (4.61%)	46 (2.12%)	164 (7.56%)

13. The average number of hours per week I spent outside of class preparing for this course was:

Question Type: Multiple Choice

contributed by Office of the Provost

Results for STS-1500-104					
Total	Less than 1 (NA)	1 - 3 (NA)	4 - 6 (NA)	7 - 9 (NA)	10 or more (NA)
20	1 (5.00%)	14 (70.00%)	4 (20.00%)	0 (0.00%)	1 (5.00%)

Results for SEAS, 1000-level courses					
Total	Less than 1 (NA)	1 - 3 (NA)	4 - 6 (NA)	7 - 9 (NA)	10 or more (NA)
1841	146 (7.93%)	896 (48.67%)	562 (30.53%)	167 (9.07%)	70 (3.80%)

~ QUESTIONS AND DETAILS ~

~ ANSWER MATRICES ~

14. I learned a great deal in this course.

Question Type: Likert
 ~
 contributed by Office of the Provost

Results for STS-1500-104							
Total	Mean	Std Dev	Strongly Agree (5)	Agree (4)	Neutral (3)	Disagree (2)	Strongly Disagree (1)
20	3.50	0.89	2 (10.00%)	9 (45.00%)	6 (30.00%)	3 (15.00%)	0 (0.00%)

Results for SEAS, 1000-level courses							
Total	Mean	Std Dev	Strongly Agree (5)	Agree (4)	Neutral (3)	Disagree (2)	Strongly Disagree (1)
1836	3.95	1.05	642 (34.97%)	708 (38.56%)	297 (16.18%)	125 (6.81%)	64 (3.49%)

15. Overall, this was a worthwhile course.

Question Type: Likert
 ~
 contributed by Office of the Provost

Results for STS-1500-104							
Total	Mean	Std Dev	Strongly Agree (5)	Agree (4)	Neutral (3)	Disagree (2)	Strongly Disagree (1)
20	3.25	1.16	2 (10.00%)	8 (40.00%)	5 (25.00%)	3 (15.00%)	2 (10.00%)

Results for SEAS, 1000-level courses							
Total	Mean	Std Dev	Strongly Agree (5)	Agree (4)	Neutral (3)	Disagree (2)	Strongly Disagree (1)
1837	3.90	1.15	684 (37.23%)	641 (34.89%)	256 (13.94%)	163 (8.87%)	93 (5.06%)

16. The course's goals and requirements were defined and adhered to by the instructor.

Question Type: Likert
 ~
 contributed by Office of the Provost

Results for STS-1500-104, Voss, M. Joel							
Total	Mean	Std Dev	Strongly Agree (5)	Agree (4)	Neutral (3)	Disagree (2)	Strongly Disagree (1)
20	4.45	0.60	10 (50.00%)	9 (45.00%)	1 (5.00%)	0 (0.00%)	0 (0.00%)

Results for SEAS, 1000-level courses							
Total	Mean	Std Dev	Strongly Agree (5)	Agree (4)	Neutral (3)	Disagree (2)	Strongly Disagree (1)
2165	4.19	0.81	833 (38.48%)	1019 (47.07%)	244 (11.27%)	37 (1.71%)	32 (1.48%)

17. The instructor was approachable and made himself/herself available to students outside the classroom.

Question Type: Likert
 ~
 contributed by Office of the Provost

Results for STS-1500-104, Voss, M. Joel							
Total	Mean	Std Dev	Strongly Agree (5)	Agree (4)	Neutral (3)	Disagree (2)	Strongly Disagree (1)
20	4.65	0.59	14 (70.00%)	5 (25.00%)	1 (5.00%)	0 (0.00%)	0 (0.00%)

Results for SEAS, 1000-level courses							
Total	Mean	Std Dev	Strongly Agree (5)	Agree (4)	Neutral (3)	Disagree (2)	Strongly Disagree (1)
2166	4.04	1.02	889 (41.04%)	693 (31.99%)	423 (19.53%)	104 (4.80%)	57 (2.63%)

18. Overall, the instructor was an effective teacher.

Question Type: Likert
 ~
 contributed by Office of the Provost

Results for STS-1500-104, Voss, M. Joel							
Total	Mean	Std Dev	Strongly Agree (5)	Agree (4)	Neutral (3)	Disagree (2)	Strongly Disagree (1)
20	4.60	0.60	13 (65.00%)	6 (30.00%)	1 (5.00%)	0 (0.00%)	0 (0.00%)

Results for SEAS, 1000-level courses							
Total	Mean	Std Dev	Strongly Agree (5)	Agree (4)	Neutral (3)	Disagree (2)	Strongly Disagree (1)
2174	4.00	1.05	846 (38.91%)	745 (34.27%)	389 (17.89%)	120 (5.52%)	74 (3.40%)

19. Please make any overall comments or observations about this course:

Question Type: Short Answer

contributed by Office of the Provost

Results for STS-1500-104	
Total	Individual Answers
15	See below for Individual Results

Mr. Voss made the discussions interesting and easy to understand by incorporating examples pertinent to our lives. More feedback on writing assignments would have been helpful.

The course was ok, the material was interesting but wasn't always presented in the most interesting way. I enjoyed discussion much more than lecture, I found Mr. Voss highly knowledgeable and engaging and thoroughly enjoyed my time with him.

The lectures were sometimes boring but I enjoyed the humor and speakers it had. Discussion was enjoyable, and I found Joel Voss to be a good discussion leader. His activities, such as the M&M game, were related to the topic and made class fun. He was generally fair and kept interesting discussions going.

This was one of my least favorite classes that I have ever taken. The only saving grace of this course was the interesting and involved discussion that was led by my TA, Joel. Mr. Voss was approachable, friendly, and never failed to develop unique ways to explain course material. Though we did not always agree on certain topics, the dialogue was open and respectful and helped me learn a great deal about myself and how society is affected by technology. Deborah Johnson was an ineffective teacher. She was not a neutral force and refused to allow any positive argument in her class that she did not agree with. Overall, the major tenets of the class are unimportant to me; however, Joel did manage to help me learn and understand the material in a way that was relevant to my own life.

M. Joel Voss had a profound ability to relate and convey principles using innovative teaching methods. Although he occasionally digressed, he was always able to connect it back to the principle subject matter, augmenting the course goals. Although I have had relatively few TA's, Joel has been a fantastic teacher who makes his students contemplate substantive matters and develop critical thinking skills.

Joel Voss is an awesome TA. However, it would be nice if all the Rodmans could be in the same STS discussion. The actions of past Rodmans have nothing to do with the current first year Rodmans.

The discussion sections were much more interesting and intellectually stimulating than the lectures. The lectures were slightly repetitive as the material covered was almost the same as the material in the required readings.

Overall, I enjoyed this course a lot. Despite the infamy of STS1500, I feel that both the TA and the professor have tried to make it as exciting and painless as possible. There are a couple of points that I felt could have been addressed better (for improvements). 1) attendance in lecture: attendance in lecture has dropped abysmally over the course of the semester. We have to agree that the students are not yet (and possibly never will be) interested in this subject. The problem lies not in teaching methods, but rather in the course content. However, I feel those who attend lectures should be awarded by tracking attendance and giving pop quizzes. Otherwise, even they will tell the future STS1500 students to skip lectures. The discussions are great though 2) course content: as mentioned above the course content is unfortunately dull to most of us. I myself am uninterested in certain topics like how to be an engineer, technology & values. However, I loved the topics and discussions on the major challenges (Virtuality, Biologicalization) facing us. I feel that the department should try to gear the course to capture most of the students interest and perhaps delay certain extraneous and topics to other STS courses. a. consider merging with ENGR 1620? 3) grading policy: I do not like the grading policy, in particular the fact that our grades depend hugely participation rather than couple of quizzes/tests, mainly because this means it'll be highly subjective. There are many times when I have good ideas to say but someone else says it before me and other times when I didn't get a chance to say because we run out of time. And some of students just repeat what other said (obvious that they didn't do the reading). Hence, the curve favors students who are more proactive instead of more diligent. Feel free to email me gsfcicdproject@gmail.com (anonymous email address) for any question on these points. Despite the above points, the course is overall effective in introducing students to engineering and society.

I really enjoyed our discussion section. Joel was great and used a lot of current examples to spark discussion. He was very approachable during office hours.

Joel made the material a lot more relevant, and helped me greatly with my papers. Our class was enjoyable and relaxed, yet we still covered everything.

The discussion section was really where I did the most learning. It was tough to have what was essentially a 200-person discussion section every Tuesday and still get something out of it. The discussions were worthwhile and fulfilling, and when I look back on what I learned, it is all about the readings and then discussing them in the section, and very little to do with the lecture. Joel was a fantastic TA for this course. He really treated us like adults and co-participants in the discussion, rather than trying to be the unquestioned leader. Overall, it was a very good experience in the discussion section.

M. Joel Voss was very cool TA and he was very good at controlling the class. Professor Johnson was very nice professor, but she was not good at handling computers and technologies.

Really enjoyed this class. Joel Voss was a great teacher and I particularly enjoyed my interactions with him in class.

~ QUESTIONS AND DETAILS ~

~ ANSWER MATRICES ~

M. Joel Voss encouraged critical thinking and discussion by remaining open minded and interested in everyone's perspectives. His teaching methods made the class applicable to the present and increased my understanding of how technology and society can interact. He is a really active and energetic teacher. Grading wise I felt that he was fair but I wish that he gave more feedback on essays. Maybe more comment on what could be improved would help his students make onsistent improvements when writing papers.

Although a little dry at times, the class was interesting, thought provoking, and also enjoyable to attend and prepare for.

STS 1500-103 Sci, Tech & Contemp Issues - Fall 2011

ENGR (17838)

INSTRUCTORS: Johnson, Deborah G. (dj7p) - Voss, M. Joel (mjv3h)

Respondents: 20 / Enrollment: 20

Summary: STS 1500-103 Sci, Tech & Contemp Issues - Fall 2011 (17838)	
Overall Course Rating STS-1500-103 Mean 3.60 STS-1500-103 Std Dev 0.95 STS-1500-103 Response Count 100	Overall Instructor Rating INSTRUCTOR: Voss, M. Joel Mean 4.31 Std Dev 0.72 Response Count 139
Difference from Category Mean, Expressed in Category Standard Deviations 	Difference from Category Mean, Expressed in Category Standard Deviations
SEAS, 1000-level courses Mean 3.94 SEAS, 1000-level courses Std Dev 0.99 SEAS, 1000-level courses Response Count 9194	SEAS, 1000-level courses Mean 4.15 SEAS, 1000-level courses Std Dev 0.94 SEAS, 1000-level courses Response Count 15213

~ QUESTIONS AND DETAILS ~	~ ANSWER MATRICES ~																																																						
<p>1. The course addressed technically rigorous subject matter consistent with the course objectives.</p> <p style="text-align: center;">~ Question Type: Likert ~</p> <p style="text-align: center;"><i>contributed by Dean of the School of Engineering and Applied Science</i></p>	<table border="1"> <thead> <tr> <th colspan="9">Results for STS-1500-103</th> </tr> <tr> <th>Total</th> <th>Mean</th> <th>Std Dev</th> <th>Strongly Agree (5)</th> <th>Agree (4)</th> <th>Neutral (3)</th> <th>Disagree (2)</th> <th>Strongly Disagree (1)</th> <th>Not Applicable (NA)</th> </tr> </thead> <tbody> <tr> <td>20</td> <td>4.00</td> <td>0.86</td> <td>6 (30.00%)</td> <td>9 (45.00%)</td> <td>4 (20.00%)</td> <td>1 (5.00%)</td> <td>0 (0.00%)</td> <td>0 (0.00%)</td> </tr> </tbody> </table> <table border="1"> <thead> <tr> <th colspan="9">Results for SEAS, 1000-level courses</th> </tr> <tr> <th>Total</th> <th>Mean</th> <th>Std Dev</th> <th>Strongly Agree (5)</th> <th>Agree (4)</th> <th>Neutral (3)</th> <th>Disagree (2)</th> <th>Strongly Disagree (1)</th> <th>Not Applicable (NA)</th> </tr> </thead> <tbody> <tr> <td>1836</td> <td>4.14</td> <td>0.85</td> <td>669 (36.44%)</td> <td>836 (45.53%)</td> <td>232 (12.64%)</td> <td>60 (3.27%)</td> <td>23 (1.25%)</td> <td>16 (0.87%)</td> </tr> </tbody> </table>	Results for STS-1500-103									Total	Mean	Std Dev	Strongly Agree (5)	Agree (4)	Neutral (3)	Disagree (2)	Strongly Disagree (1)	Not Applicable (NA)	20	4.00	0.86	6 (30.00%)	9 (45.00%)	4 (20.00%)	1 (5.00%)	0 (0.00%)	0 (0.00%)	Results for SEAS, 1000-level courses									Total	Mean	Std Dev	Strongly Agree (5)	Agree (4)	Neutral (3)	Disagree (2)	Strongly Disagree (1)	Not Applicable (NA)	1836	4.14	0.85	669 (36.44%)	836 (45.53%)	232 (12.64%)	60 (3.27%)	23 (1.25%)	16 (0.87%)
Results for STS-1500-103																																																							
Total	Mean	Std Dev	Strongly Agree (5)	Agree (4)	Neutral (3)	Disagree (2)	Strongly Disagree (1)	Not Applicable (NA)																																															
20	4.00	0.86	6 (30.00%)	9 (45.00%)	4 (20.00%)	1 (5.00%)	0 (0.00%)	0 (0.00%)																																															
Results for SEAS, 1000-level courses																																																							
Total	Mean	Std Dev	Strongly Agree (5)	Agree (4)	Neutral (3)	Disagree (2)	Strongly Disagree (1)	Not Applicable (NA)																																															
1836	4.14	0.85	669 (36.44%)	836 (45.53%)	232 (12.64%)	60 (3.27%)	23 (1.25%)	16 (0.87%)																																															
<p>2. The instructor used methods other than/in addition to traditional lectures (for example, active learning, in-class problems, collaborative learning, in-class discussion) effectively in this course.</p> <p style="text-align: center;">~ Question Type: Likert ~</p> <p style="text-align: center;"><i>contributed by Dean of the School of Engineering and Applied Science</i></p>	<table border="1"> <thead> <tr> <th colspan="9">Results for STS-1500-103, Voss, M. Joel</th> </tr> <tr> <th>Total</th> <th>Mean</th> <th>Std Dev</th> <th>Strongly Agree (5)</th> <th>Agree (4)</th> <th>Neutral (3)</th> <th>Disagree (2)</th> <th>Strongly Disagree (1)</th> <th>Not Applicable (NA)</th> </tr> </thead> <tbody> <tr> <td>20</td> <td>4.70</td> <td>0.47</td> <td>14 (70.00%)</td> <td>6 (30.00%)</td> <td>0 (0.00%)</td> <td>0 (0.00%)</td> <td>0 (0.00%)</td> <td>0 (0.00%)</td> </tr> </tbody> </table> <table border="1"> <thead> <tr> <th colspan="9">Results for SEAS, 1000-level courses</th> </tr> <tr> <th>Total</th> <th>Mean</th> <th>Std Dev</th> <th>Strongly Agree (5)</th> <th>Agree (4)</th> <th>Neutral (3)</th> <th>Disagree (2)</th> <th>Strongly Disagree (1)</th> <th>Not Applicable (NA)</th> </tr> </thead> <tbody> <tr> <td>2181</td> <td>4.04</td> <td>1.06</td> <td>832 (38.15%)</td> <td>689 (31.59%)</td> <td>252 (11.55%)</td> <td>157 (7.20%)</td> <td>60 (2.75%)</td> <td>191 (8.76%)</td> </tr> </tbody> </table>	Results for STS-1500-103, Voss, M. Joel									Total	Mean	Std Dev	Strongly Agree (5)	Agree (4)	Neutral (3)	Disagree (2)	Strongly Disagree (1)	Not Applicable (NA)	20	4.70	0.47	14 (70.00%)	6 (30.00%)	0 (0.00%)	0 (0.00%)	0 (0.00%)	0 (0.00%)	Results for SEAS, 1000-level courses									Total	Mean	Std Dev	Strongly Agree (5)	Agree (4)	Neutral (3)	Disagree (2)	Strongly Disagree (1)	Not Applicable (NA)	2181	4.04	1.06	832 (38.15%)	689 (31.59%)	252 (11.55%)	157 (7.20%)	60 (2.75%)	191 (8.76%)
Results for STS-1500-103, Voss, M. Joel																																																							
Total	Mean	Std Dev	Strongly Agree (5)	Agree (4)	Neutral (3)	Disagree (2)	Strongly Disagree (1)	Not Applicable (NA)																																															
20	4.70	0.47	14 (70.00%)	6 (30.00%)	0 (0.00%)	0 (0.00%)	0 (0.00%)	0 (0.00%)																																															
Results for SEAS, 1000-level courses																																																							
Total	Mean	Std Dev	Strongly Agree (5)	Agree (4)	Neutral (3)	Disagree (2)	Strongly Disagree (1)	Not Applicable (NA)																																															
2181	4.04	1.06	832 (38.15%)	689 (31.59%)	252 (11.55%)	157 (7.20%)	60 (2.75%)	191 (8.76%)																																															
<p>3. There was a reasonable level of effort expected for the credit hours received.</p> <p style="text-align: center;">~ Question Type: Likert ~</p> <p style="text-align: center;"><i>contributed by Dean of the School of Engineering and Applied Science</i></p>	<table border="1"> <thead> <tr> <th colspan="9">Results for STS-1500-103</th> </tr> <tr> <th>Total</th> <th>Mean</th> <th>Std Dev</th> <th>Strongly Agree (5)</th> <th>Agree (4)</th> <th>Neutral (3)</th> <th>Disagree (2)</th> <th>Strongly Disagree (1)</th> <th>Not Applicable (NA)</th> </tr> </thead> <tbody> <tr> <td>20</td> <td>3.65</td> <td>0.75</td> <td>1 (5.00%)</td> <td>13 (65.00%)</td> <td>4 (20.00%)</td> <td>2 (10.00%)</td> <td>0 (0.00%)</td> <td>0 (0.00%)</td> </tr> </tbody> </table> <table border="1"> <thead> <tr> <th colspan="9">Results for SEAS, 1000-level courses</th> </tr> <tr> <th>Total</th> <th>Mean</th> <th>Std Dev</th> <th>Strongly Agree (5)</th> <th>Agree (4)</th> <th>Neutral (3)</th> <th>Disagree (2)</th> <th>Strongly Disagree (1)</th> <th>Not Applicable (NA)</th> </tr> </thead> <tbody> <tr> <td>1843</td> <td>4.10</td> <td>0.91</td> <td>663 (35.97%)</td> <td>860 (46.66%)</td> <td>189 (10.26%)</td> <td>89 (4.83%)</td> <td>35 (1.90%)</td> <td>7 (0.38%)</td> </tr> </tbody> </table>	Results for STS-1500-103									Total	Mean	Std Dev	Strongly Agree (5)	Agree (4)	Neutral (3)	Disagree (2)	Strongly Disagree (1)	Not Applicable (NA)	20	3.65	0.75	1 (5.00%)	13 (65.00%)	4 (20.00%)	2 (10.00%)	0 (0.00%)	0 (0.00%)	Results for SEAS, 1000-level courses									Total	Mean	Std Dev	Strongly Agree (5)	Agree (4)	Neutral (3)	Disagree (2)	Strongly Disagree (1)	Not Applicable (NA)	1843	4.10	0.91	663 (35.97%)	860 (46.66%)	189 (10.26%)	89 (4.83%)	35 (1.90%)	7 (0.38%)
Results for STS-1500-103																																																							
Total	Mean	Std Dev	Strongly Agree (5)	Agree (4)	Neutral (3)	Disagree (2)	Strongly Disagree (1)	Not Applicable (NA)																																															
20	3.65	0.75	1 (5.00%)	13 (65.00%)	4 (20.00%)	2 (10.00%)	0 (0.00%)	0 (0.00%)																																															
Results for SEAS, 1000-level courses																																																							
Total	Mean	Std Dev	Strongly Agree (5)	Agree (4)	Neutral (3)	Disagree (2)	Strongly Disagree (1)	Not Applicable (NA)																																															
1843	4.10	0.91	663 (35.97%)	860 (46.66%)	189 (10.26%)	89 (4.83%)	35 (1.90%)	7 (0.38%)																																															

~ QUESTIONS AND DETAILS ~

~ ANSWER MATRICES ~

4. The homework assignments helped me learn the subject matter.

Question Type: Likert

contributed by Dean of the School of Engineering and Applied Science

Results for STS-1500-103								
Total	Mean	Std Dev	Strongly Agree (5)	Agree (4)	Neutral (3)	Disagree (2)	Strongly Disagree (1)	Not Applicable (NA)
20	3.20	1.15	2 (10.00%)	7 (35.00%)	6 (30.00%)	3 (15.00%)	2 (10.00%)	0 (0.00%)

Results for SEAS, 1000-level courses								
Total	Mean	Std Dev	Strongly Agree (5)	Agree (4)	Neutral (3)	Disagree (2)	Strongly Disagree (1)	Not Applicable (NA)
1839	4.01	0.98	623 (33.88%)	733 (39.86%)	251 (13.65%)	115 (6.25%)	39 (2.12%)	78 (4.24%)

5. The textbook increased my understanding of the material.

Question Type: Likert

contributed by Dean of the School of Engineering and Applied Science

Results for STS-1500-103								
Total	Mean	Std Dev	Strongly Agree (5)	Agree (4)	Neutral (3)	Disagree (2)	Strongly Disagree (1)	Not Applicable (NA)
20	3.65	0.99	3 (15.00%)	10 (50.00%)	5 (25.00%)	1 (5.00%)	1 (5.00%)	0 (0.00%)

Results for SEAS, 1000-level courses								
Total	Mean	Std Dev	Strongly Agree (5)	Agree (4)	Neutral (3)	Disagree (2)	Strongly Disagree (1)	Not Applicable (NA)
1839	3.61	1.09	342 (18.60%)	638 (34.69%)	371 (20.17%)	175 (9.52%)	82 (4.46%)	231 (12.56%)

6. The course material was well organized and developed.

Question Type: Likert

contributed by Dean of the School of Engineering and Applied Science

Results for STS-1500-103, Voss, M. Joel								
Total	Mean	Std Dev	Strongly Agree (5)	Agree (4)	Neutral (3)	Disagree (2)	Strongly Disagree (1)	Not Applicable (NA)
20	4.25	0.79	9 (45.00%)	7 (35.00%)	4 (20.00%)	0 (0.00%)	0 (0.00%)	0 (0.00%)

Results for SEAS, 1000-level courses								
Total	Mean	Std Dev	Strongly Agree (5)	Agree (4)	Neutral (3)	Disagree (2)	Strongly Disagree (1)	Not Applicable (NA)
2172	3.99	0.96	689 (31.72%)	894 (41.16%)	324 (14.92%)	133 (6.12%)	41 (1.89%)	91 (4.19%)

7. The instructor was knowledgeable about the subject matter.

Question Type: Likert

contributed by Dean of the School of Engineering and Applied Science

Results for STS-1500-103, Voss, M. Joel								
Total	Mean	Std Dev	Strongly Agree (5)	Agree (4)	Neutral (3)	Disagree (2)	Strongly Disagree (1)	Not Applicable (NA)
20	4.50	0.69	12 (60.00%)	6 (30.00%)	2 (10.00%)	0 (0.00%)	0 (0.00%)	0 (0.00%)

Results for SEAS, 1000-level courses								
Total	Mean	Std Dev	Strongly Agree (5)	Agree (4)	Neutral (3)	Disagree (2)	Strongly Disagree (1)	Not Applicable (NA)
2175	4.43	0.77	1143 (52.55%)	663 (30.48%)	159 (7.31%)	27 (1.24%)	19 (0.87%)	164 (7.54%)

8. The instructor was well prepared for class.

Question Type: Likert

contributed by Dean of the School of Engineering and Applied Science

Results for STS-1500-103, Voss, M. Joel								
Total	Mean	Std Dev	Strongly Agree (5)	Agree (4)	Neutral (3)	Disagree (2)	Strongly Disagree (1)	Not Applicable (NA)
19	4.32	0.82	10 (52.63%)	5 (26.32%)	4 (21.05%)	0 (0.00%)	0 (0.00%)	0 (0.00%)

Results for SEAS, 1000-level courses								
Total	Mean	Std Dev	Strongly Agree (5)	Agree (4)	Neutral (3)	Disagree (2)	Strongly Disagree (1)	Not Applicable (NA)
2173	4.29	0.88	972 (44.73%)	685 (31.52%)	214 (9.85%)	53 (2.44%)	29 (1.33%)	220 (10.12%)

~ QUESTIONS AND DETAILS ~

~ ANSWER MATRICES ~

9. I received adequate preparation from the prior courses in the curriculum to be successful in this course.

Question Type: Likert

contributed by Dean of the School of Engineering and Applied Science

Results for STS-1500-103								
Total	Mean	Std Dev	Strongly Agree (5)	Agree (4)	Neutral (3)	Disagree (2)	Strongly Disagree (1)	Not Applicable (NA)
20	3.33	0.52	0 (0.00%)	2 (10.00%)	4 (20.00%)	0 (0.00%)	0 (0.00%)	14 (70.00%)

Results for SEAS, 1000-level courses								
Total	Mean	Std Dev	Strongly Agree (5)	Agree (4)	Neutral (3)	Disagree (2)	Strongly Disagree (1)	Not Applicable (NA)
1837	3.66	1.04	232 (12.63%)	343 (18.67%)	290 (15.79%)	87 (4.74%)	35 (1.91%)	850 (46.27%)

10. The grading policy was fair.

Question Type: Likert

contributed by Dean of the School of Engineering and Applied Science

Results for STS-1500-103, Voss, M. Joel								
Total	Mean	Std Dev	Strongly Agree (5)	Agree (4)	Neutral (3)	Disagree (2)	Strongly Disagree (1)	Not Applicable (NA)
20	3.75	0.44	0 (0.00%)	15 (75.00%)	5 (25.00%)	0 (0.00%)	0 (0.00%)	0 (0.00%)

Results for SEAS, 1000-level courses								
Total	Mean	Std Dev	Strongly Agree (5)	Agree (4)	Neutral (3)	Disagree (2)	Strongly Disagree (1)	Not Applicable (NA)
2173	4.00	0.94	643 (29.59%)	870 (40.04%)	307 (14.13%)	114 (5.25%)	37 (1.70%)	202 (9.30%)

11. The instructor responded adequately to in-class questions.

Question Type: Likert

contributed by Dean of the School of Engineering and Applied Science

Results for STS-1500-103, Voss, M. Joel								
Total	Mean	Std Dev	Strongly Agree (5)	Agree (4)	Neutral (3)	Disagree (2)	Strongly Disagree (1)	Not Applicable (NA)
20	4.55	0.60	12 (60.00%)	7 (35.00%)	1 (5.00%)	0 (0.00%)	0 (0.00%)	0 (0.00%)

Results for SEAS, 1000-level courses								
Total	Mean	Std Dev	Strongly Agree (5)	Agree (4)	Neutral (3)	Disagree (2)	Strongly Disagree (1)	Not Applicable (NA)
2170	4.23	0.90	908 (41.84%)	724 (33.36%)	219 (10.09%)	75 (3.46%)	30 (1.38%)	214 (9.86%)

12. The instructor effectively used technology in support of the learning goals for this course.

Question Type: Likert

contributed by Dean of the School of Engineering and Applied Science

Results for STS-1500-103, Voss, M. Joel								
Total	Mean	Std Dev	Strongly Agree (5)	Agree (4)	Neutral (3)	Disagree (2)	Strongly Disagree (1)	Not Applicable (NA)
20	4.10	0.79	7 (35.00%)	8 (40.00%)	5 (25.00%)	0 (0.00%)	0 (0.00%)	0 (0.00%)

Results for SEAS, 1000-level courses								
Total	Mean	Std Dev	Strongly Agree (5)	Agree (4)	Neutral (3)	Disagree (2)	Strongly Disagree (1)	Not Applicable (NA)
2169	4.10	0.96	800 (36.88%)	791 (36.47%)	268 (12.36%)	100 (4.61%)	46 (2.12%)	164 (7.56%)

13. The average number of hours per week I spent outside of class preparing for this course was:

Question Type: Multiple Choice

contributed by Office of the Provost

Results for STS-1500-103					
Total	Less than 1 (NA)	1 - 3 (NA)	4 - 6 (NA)	7 - 9 (NA)	10 or more (NA)
20	2 (10.00%)	14 (70.00%)	4 (20.00%)	0 (0.00%)	0 (0.00%)

Results for SEAS, 1000-level courses					
Total	Less than 1 (NA)	1 - 3 (NA)	4 - 6 (NA)	7 - 9 (NA)	10 or more (NA)
1841	146 (7.93%)	896 (48.67%)	562 (30.53%)	167 (9.07%)	70 (3.80%)

~ QUESTIONS AND DETAILS ~

~ ANSWER MATRICES ~

14. I learned a great deal in this course.

Question Type: Likert
 ~
 contributed by Office of the Provost

Results for STS-1500-103							
Total	Mean	Std Dev	Strongly Agree (5)	Agree (4)	Neutral (3)	Disagree (2)	Strongly Disagree (1)
20	3.20	1.11	2 (10.00%)	7 (35.00%)	5 (25.00%)	5 (25.00%)	1 (5.00%)

Results for SEAS, 1000-level courses							
Total	Mean	Std Dev	Strongly Agree (5)	Agree (4)	Neutral (3)	Disagree (2)	Strongly Disagree (1)
1836	3.95	1.05	642 (34.97%)	708 (38.56%)	297 (16.18%)	125 (6.81%)	64 (3.49%)

15. Overall, this was a worthwhile course.

Question Type: Likert
 ~
 contributed by Office of the Provost

Results for STS-1500-103							
Total	Mean	Std Dev	Strongly Agree (5)	Agree (4)	Neutral (3)	Disagree (2)	Strongly Disagree (1)
20	3.15	1.09	2 (10.00%)	6 (30.00%)	6 (30.00%)	5 (25.00%)	1 (5.00%)

Results for SEAS, 1000-level courses							
Total	Mean	Std Dev	Strongly Agree (5)	Agree (4)	Neutral (3)	Disagree (2)	Strongly Disagree (1)
1837	3.90	1.15	684 (37.23%)	641 (34.89%)	256 (13.94%)	163 (8.87%)	93 (5.06%)

16. The course's goals and requirements were defined and adhered to by the instructor.

Question Type: Likert
 ~
 contributed by Office of the Provost

Results for STS-1500-103, Voss, M. Joel							
Total	Mean	Std Dev	Strongly Agree (5)	Agree (4)	Neutral (3)	Disagree (2)	Strongly Disagree (1)
20	4.20	0.70	7 (35.00%)	10 (50.00%)	3 (15.00%)	0 (0.00%)	0 (0.00%)

Results for SEAS, 1000-level courses							
Total	Mean	Std Dev	Strongly Agree (5)	Agree (4)	Neutral (3)	Disagree (2)	Strongly Disagree (1)
2165	4.19	0.81	833 (38.48%)	1019 (47.07%)	244 (11.27%)	37 (1.71%)	32 (1.48%)

17. The instructor was approachable and made himself/herself available to students outside the classroom.

Question Type: Likert
 ~
 contributed by Office of the Provost

Results for STS-1500-103, Voss, M. Joel							
Total	Mean	Std Dev	Strongly Agree (5)	Agree (4)	Neutral (3)	Disagree (2)	Strongly Disagree (1)
20	4.50	0.51	10 (50.00%)	10 (50.00%)	0 (0.00%)	0 (0.00%)	0 (0.00%)

Results for SEAS, 1000-level courses							
Total	Mean	Std Dev	Strongly Agree (5)	Agree (4)	Neutral (3)	Disagree (2)	Strongly Disagree (1)
2166	4.04	1.02	889 (41.04%)	693 (31.99%)	423 (19.53%)	104 (4.80%)	57 (2.63%)

18. Overall, the instructor was an effective teacher.

Question Type: Likert
 ~
 contributed by Office of the Provost

Results for STS-1500-103, Voss, M. Joel							
Total	Mean	Std Dev	Strongly Agree (5)	Agree (4)	Neutral (3)	Disagree (2)	Strongly Disagree (1)
20	4.45	0.60	10 (50.00%)	9 (45.00%)	1 (5.00%)	0 (0.00%)	0 (0.00%)

Results for SEAS, 1000-level courses							
Total	Mean	Std Dev	Strongly Agree (5)	Agree (4)	Neutral (3)	Disagree (2)	Strongly Disagree (1)
2174	4.00	1.05	846 (38.91%)	745 (34.27%)	389 (17.89%)	120 (5.52%)	74 (3.40%)

~ QUESTIONS AND DETAILS ~

~ ANSWER MATRICES ~

19. Please make any overall comments or observations about this course:

~
 Question Type: Short Answer
 ~
 contributed by Office of the Provost

Results for STS-1500-103	
Total	Individual Answers
7	See below for Individual Results

I enjoyed, was helped and learned more through Joel Voss in discussions than I did Professor Johnson.

The course was interesting and worthwhile. I found the discussions to be the only part of the class that I enjoyed. The lectures were not very informative and felt like a waste of time.

The lectures were very boring and not worthwhile at all, but the discussions were fun

Professor Voss was an amazing TA. He taught the material in a way that I could understand. He used a lot of examples and was very approachable if you had a question about the material.

Joel was a great guy and an interesting discussion leader, but I felt (from what I had heard about other TA's from my peers) that he graded more harshly than others.

Joel always made class interesting, and even as someone who doesn't like to speak in class, I enjoyed debates! I liked the increase of movies in lecture with Professor Johnson.

I thought the course was extremely interesting, well taught, and both the discussion and lecture were integrated nicely. Also, the length and topics of the writing assignments seem extremely reasonable and interesting.

STS 1500-114 Sci, Tech & Contemp Issues - Fall 2011

ENGR (20355)

INSTRUCTORS: Johnson, Deborah G. (dj7p) - Voss, M. Joel (mjv3h)

Respondents: 20 / Enrollment: 21

Summary: STS 1500-114 Sci, Tech & Contemp Issues - Fall 2011 (20355)	
Overall Course Rating STS-1500-114 Mean 3.75 STS-1500-114 Std Dev 0.99 STS-1500-114 Response Count 100	Overall Instructor Rating INSTRUCTOR: Voss, M. Joel Mean 4.44 Std Dev 0.70 Response Count 140
Difference from Category Mean, Expressed in Category Standard Deviations 	Difference from Category Mean, Expressed in Category Standard Deviations
SEAS, 1000-level courses Mean 3.94 SEAS, 1000-level courses Std Dev 0.99 SEAS, 1000-level courses Response Count 9194	SEAS, 1000-level courses Mean 4.15 SEAS, 1000-level courses Std Dev 0.94 SEAS, 1000-level courses Response Count 15213

~ QUESTIONS AND DETAILS ~	~ ANSWER MATRICES ~																																																						
<p>1. The course addressed technically rigorous subject matter consistent with the course objectives.</p> <p style="text-align: center;">~ Question Type: Likert ~</p> <p style="text-align: center;"><i>contributed by Dean of the School of Engineering and Applied Science</i></p>	<table border="1"> <thead> <tr> <th colspan="9">Results for STS-1500-114</th> </tr> <tr> <th>Total</th> <th>Mean</th> <th>Std Dev</th> <th>Strongly Agree (5)</th> <th>Agree (4)</th> <th>Neutral (3)</th> <th>Disagree (2)</th> <th>Strongly Disagree (1)</th> <th>Not Applicable (NA)</th> </tr> </thead> <tbody> <tr> <td>20</td> <td>4.00</td> <td>0.82</td> <td>5 (25.00%)</td> <td>10 (50.00%)</td> <td>3 (15.00%)</td> <td>1 (5.00%)</td> <td>0 (0.00%)</td> <td>1 (5.00%)</td> </tr> </tbody> </table> <table border="1"> <thead> <tr> <th colspan="9">Results for SEAS, 1000-level courses</th> </tr> <tr> <th>Total</th> <th>Mean</th> <th>Std Dev</th> <th>Strongly Agree (5)</th> <th>Agree (4)</th> <th>Neutral (3)</th> <th>Disagree (2)</th> <th>Strongly Disagree (1)</th> <th>Not Applicable (NA)</th> </tr> </thead> <tbody> <tr> <td>1836</td> <td>4.14</td> <td>0.85</td> <td>669 (36.44%)</td> <td>836 (45.53%)</td> <td>232 (12.64%)</td> <td>60 (3.27%)</td> <td>23 (1.25%)</td> <td>16 (0.87%)</td> </tr> </tbody> </table>	Results for STS-1500-114									Total	Mean	Std Dev	Strongly Agree (5)	Agree (4)	Neutral (3)	Disagree (2)	Strongly Disagree (1)	Not Applicable (NA)	20	4.00	0.82	5 (25.00%)	10 (50.00%)	3 (15.00%)	1 (5.00%)	0 (0.00%)	1 (5.00%)	Results for SEAS, 1000-level courses									Total	Mean	Std Dev	Strongly Agree (5)	Agree (4)	Neutral (3)	Disagree (2)	Strongly Disagree (1)	Not Applicable (NA)	1836	4.14	0.85	669 (36.44%)	836 (45.53%)	232 (12.64%)	60 (3.27%)	23 (1.25%)	16 (0.87%)
Results for STS-1500-114																																																							
Total	Mean	Std Dev	Strongly Agree (5)	Agree (4)	Neutral (3)	Disagree (2)	Strongly Disagree (1)	Not Applicable (NA)																																															
20	4.00	0.82	5 (25.00%)	10 (50.00%)	3 (15.00%)	1 (5.00%)	0 (0.00%)	1 (5.00%)																																															
Results for SEAS, 1000-level courses																																																							
Total	Mean	Std Dev	Strongly Agree (5)	Agree (4)	Neutral (3)	Disagree (2)	Strongly Disagree (1)	Not Applicable (NA)																																															
1836	4.14	0.85	669 (36.44%)	836 (45.53%)	232 (12.64%)	60 (3.27%)	23 (1.25%)	16 (0.87%)																																															
<p>2. The instructor used methods other than/in addition to traditional lectures (for example, active learning, in-class problems, collaborative learning, in-class discussion) effectively in this course.</p> <p style="text-align: center;">~ Question Type: Likert ~</p> <p style="text-align: center;"><i>contributed by Dean of the School of Engineering and Applied Science</i></p>	<table border="1"> <thead> <tr> <th colspan="9">Results for STS-1500-114, Voss, M. Joel</th> </tr> <tr> <th>Total</th> <th>Mean</th> <th>Std Dev</th> <th>Strongly Agree (5)</th> <th>Agree (4)</th> <th>Neutral (3)</th> <th>Disagree (2)</th> <th>Strongly Disagree (1)</th> <th>Not Applicable (NA)</th> </tr> </thead> <tbody> <tr> <td>20</td> <td>4.90</td> <td>0.31</td> <td>18 (90.00%)</td> <td>2 (10.00%)</td> <td>0 (0.00%)</td> <td>0 (0.00%)</td> <td>0 (0.00%)</td> <td>0 (0.00%)</td> </tr> </tbody> </table> <table border="1"> <thead> <tr> <th colspan="9">Results for SEAS, 1000-level courses</th> </tr> <tr> <th>Total</th> <th>Mean</th> <th>Std Dev</th> <th>Strongly Agree (5)</th> <th>Agree (4)</th> <th>Neutral (3)</th> <th>Disagree (2)</th> <th>Strongly Disagree (1)</th> <th>Not Applicable (NA)</th> </tr> </thead> <tbody> <tr> <td>2181</td> <td>4.04</td> <td>1.06</td> <td>832 (38.15%)</td> <td>689 (31.59%)</td> <td>252 (11.55%)</td> <td>157 (7.20%)</td> <td>60 (2.75%)</td> <td>191 (8.76%)</td> </tr> </tbody> </table>	Results for STS-1500-114, Voss, M. Joel									Total	Mean	Std Dev	Strongly Agree (5)	Agree (4)	Neutral (3)	Disagree (2)	Strongly Disagree (1)	Not Applicable (NA)	20	4.90	0.31	18 (90.00%)	2 (10.00%)	0 (0.00%)	0 (0.00%)	0 (0.00%)	0 (0.00%)	Results for SEAS, 1000-level courses									Total	Mean	Std Dev	Strongly Agree (5)	Agree (4)	Neutral (3)	Disagree (2)	Strongly Disagree (1)	Not Applicable (NA)	2181	4.04	1.06	832 (38.15%)	689 (31.59%)	252 (11.55%)	157 (7.20%)	60 (2.75%)	191 (8.76%)
Results for STS-1500-114, Voss, M. Joel																																																							
Total	Mean	Std Dev	Strongly Agree (5)	Agree (4)	Neutral (3)	Disagree (2)	Strongly Disagree (1)	Not Applicable (NA)																																															
20	4.90	0.31	18 (90.00%)	2 (10.00%)	0 (0.00%)	0 (0.00%)	0 (0.00%)	0 (0.00%)																																															
Results for SEAS, 1000-level courses																																																							
Total	Mean	Std Dev	Strongly Agree (5)	Agree (4)	Neutral (3)	Disagree (2)	Strongly Disagree (1)	Not Applicable (NA)																																															
2181	4.04	1.06	832 (38.15%)	689 (31.59%)	252 (11.55%)	157 (7.20%)	60 (2.75%)	191 (8.76%)																																															
<p>3. There was a reasonable level of effort expected for the credit hours received.</p> <p style="text-align: center;">~ Question Type: Likert ~</p> <p style="text-align: center;"><i>contributed by Dean of the School of Engineering and Applied Science</i></p>	<table border="1"> <thead> <tr> <th colspan="9">Results for STS-1500-114</th> </tr> <tr> <th>Total</th> <th>Mean</th> <th>Std Dev</th> <th>Strongly Agree (5)</th> <th>Agree (4)</th> <th>Neutral (3)</th> <th>Disagree (2)</th> <th>Strongly Disagree (1)</th> <th>Not Applicable (NA)</th> </tr> </thead> <tbody> <tr> <td>20</td> <td>3.95</td> <td>0.60</td> <td>3 (15.00%)</td> <td>13 (65.00%)</td> <td>4 (20.00%)</td> <td>0 (0.00%)</td> <td>0 (0.00%)</td> <td>0 (0.00%)</td> </tr> </tbody> </table> <table border="1"> <thead> <tr> <th colspan="9">Results for SEAS, 1000-level courses</th> </tr> <tr> <th>Total</th> <th>Mean</th> <th>Std Dev</th> <th>Strongly Agree (5)</th> <th>Agree (4)</th> <th>Neutral (3)</th> <th>Disagree (2)</th> <th>Strongly Disagree (1)</th> <th>Not Applicable (NA)</th> </tr> </thead> <tbody> <tr> <td>1843</td> <td>4.10</td> <td>0.91</td> <td>663 (35.97%)</td> <td>860 (46.66%)</td> <td>189 (10.26%)</td> <td>89 (4.83%)</td> <td>35 (1.90%)</td> <td>7 (0.38%)</td> </tr> </tbody> </table>	Results for STS-1500-114									Total	Mean	Std Dev	Strongly Agree (5)	Agree (4)	Neutral (3)	Disagree (2)	Strongly Disagree (1)	Not Applicable (NA)	20	3.95	0.60	3 (15.00%)	13 (65.00%)	4 (20.00%)	0 (0.00%)	0 (0.00%)	0 (0.00%)	Results for SEAS, 1000-level courses									Total	Mean	Std Dev	Strongly Agree (5)	Agree (4)	Neutral (3)	Disagree (2)	Strongly Disagree (1)	Not Applicable (NA)	1843	4.10	0.91	663 (35.97%)	860 (46.66%)	189 (10.26%)	89 (4.83%)	35 (1.90%)	7 (0.38%)
Results for STS-1500-114																																																							
Total	Mean	Std Dev	Strongly Agree (5)	Agree (4)	Neutral (3)	Disagree (2)	Strongly Disagree (1)	Not Applicable (NA)																																															
20	3.95	0.60	3 (15.00%)	13 (65.00%)	4 (20.00%)	0 (0.00%)	0 (0.00%)	0 (0.00%)																																															
Results for SEAS, 1000-level courses																																																							
Total	Mean	Std Dev	Strongly Agree (5)	Agree (4)	Neutral (3)	Disagree (2)	Strongly Disagree (1)	Not Applicable (NA)																																															
1843	4.10	0.91	663 (35.97%)	860 (46.66%)	189 (10.26%)	89 (4.83%)	35 (1.90%)	7 (0.38%)																																															

~ QUESTIONS AND DETAILS ~

~ ANSWER MATRICES ~

4. The homework assignments helped me learn the subject matter.

Question Type: Likert

contributed by Dean of the School of Engineering and Applied Science

Results for STS-1500-114								
Total	Mean	Std Dev	Strongly Agree (5)	Agree (4)	Neutral (3)	Disagree (2)	Strongly Disagree (1)	Not Applicable (NA)
20	3.60	1.05	4 (20.00%)	8 (40.00%)	4 (20.00%)	4 (20.00%)	0 (0.00%)	0 (0.00%)

Results for SEAS, 1000-level courses								
Total	Mean	Std Dev	Strongly Agree (5)	Agree (4)	Neutral (3)	Disagree (2)	Strongly Disagree (1)	Not Applicable (NA)
1839	4.01	0.98	623 (33.88%)	733 (39.86%)	251 (13.65%)	115 (6.25%)	39 (2.12%)	78 (4.24%)

5. The textbook increased my understanding of the material.

Question Type: Likert

contributed by Dean of the School of Engineering and Applied Science

Results for STS-1500-114								
Total	Mean	Std Dev	Strongly Agree (5)	Agree (4)	Neutral (3)	Disagree (2)	Strongly Disagree (1)	Not Applicable (NA)
20	3.35	1.35	3 (15.00%)	10 (50.00%)	1 (5.00%)	3 (15.00%)	3 (15.00%)	0 (0.00%)

Results for SEAS, 1000-level courses								
Total	Mean	Std Dev	Strongly Agree (5)	Agree (4)	Neutral (3)	Disagree (2)	Strongly Disagree (1)	Not Applicable (NA)
1839	3.61	1.09	342 (18.60%)	638 (34.69%)	371 (20.17%)	175 (9.52%)	82 (4.46%)	231 (12.56%)

6. The course material was well organized and developed.

Question Type: Likert

contributed by Dean of the School of Engineering and Applied Science

Results for STS-1500-114, Voss, M. Joel								
Total	Mean	Std Dev	Strongly Agree (5)	Agree (4)	Neutral (3)	Disagree (2)	Strongly Disagree (1)	Not Applicable (NA)
20	4.37	0.60	8 (40.00%)	10 (50.00%)	1 (5.00%)	0 (0.00%)	0 (0.00%)	1 (5.00%)

Results for SEAS, 1000-level courses								
Total	Mean	Std Dev	Strongly Agree (5)	Agree (4)	Neutral (3)	Disagree (2)	Strongly Disagree (1)	Not Applicable (NA)
2172	3.99	0.96	689 (31.72%)	894 (41.16%)	324 (14.92%)	133 (6.12%)	41 (1.89%)	91 (4.19%)

7. The instructor was knowledgeable about the subject matter.

Question Type: Likert

contributed by Dean of the School of Engineering and Applied Science

Results for STS-1500-114, Voss, M. Joel								
Total	Mean	Std Dev	Strongly Agree (5)	Agree (4)	Neutral (3)	Disagree (2)	Strongly Disagree (1)	Not Applicable (NA)
20	4.40	0.75	10 (50.00%)	9 (45.00%)	0 (0.00%)	1 (5.00%)	0 (0.00%)	0 (0.00%)

Results for SEAS, 1000-level courses								
Total	Mean	Std Dev	Strongly Agree (5)	Agree (4)	Neutral (3)	Disagree (2)	Strongly Disagree (1)	Not Applicable (NA)
2175	4.43	0.77	1143 (52.55%)	663 (30.48%)	159 (7.31%)	27 (1.24%)	19 (0.87%)	164 (7.54%)

8. The instructor was well prepared for class.

Question Type: Likert

contributed by Dean of the School of Engineering and Applied Science

Results for STS-1500-114, Voss, M. Joel								
Total	Mean	Std Dev	Strongly Agree (5)	Agree (4)	Neutral (3)	Disagree (2)	Strongly Disagree (1)	Not Applicable (NA)
20	4.40	0.60	9 (45.00%)	10 (50.00%)	1 (5.00%)	0 (0.00%)	0 (0.00%)	0 (0.00%)

Results for SEAS, 1000-level courses								
Total	Mean	Std Dev	Strongly Agree (5)	Agree (4)	Neutral (3)	Disagree (2)	Strongly Disagree (1)	Not Applicable (NA)
2173	4.29	0.88	972 (44.73%)	685 (31.52%)	214 (9.85%)	53 (2.44%)	29 (1.33%)	220 (10.12%)

~ QUESTIONS AND DETAILS ~

~ ANSWER MATRICES ~

9. I received adequate preparation from the prior courses in the curriculum to be successful in this course.

Question Type: Likert

contributed by Dean of the School of Engineering and Applied Science

Results for STS-1500-114								
Total	Mean	Std Dev	Strongly Agree (5)	Agree (4)	Neutral (3)	Disagree (2)	Strongly Disagree (1)	Not Applicable (NA)
20	4.00	0.76	2 (10.00%)	4 (20.00%)	2 (10.00%)	0 (0.00%)	0 (0.00%)	12 (60.00%)

Results for SEAS, 1000-level courses								
Total	Mean	Std Dev	Strongly Agree (5)	Agree (4)	Neutral (3)	Disagree (2)	Strongly Disagree (1)	Not Applicable (NA)
1837	3.66	1.04	232 (12.63%)	343 (18.67%)	290 (15.79%)	87 (4.74%)	35 (1.91%)	850 (46.27%)

10. The grading policy was fair.

Question Type: Likert

contributed by Dean of the School of Engineering and Applied Science

Results for STS-1500-114, Voss, M. Joel								
Total	Mean	Std Dev	Strongly Agree (5)	Agree (4)	Neutral (3)	Disagree (2)	Strongly Disagree (1)	Not Applicable (NA)
20	4.30	0.80	9 (45.00%)	9 (45.00%)	1 (5.00%)	1 (5.00%)	0 (0.00%)	0 (0.00%)

Results for SEAS, 1000-level courses								
Total	Mean	Std Dev	Strongly Agree (5)	Agree (4)	Neutral (3)	Disagree (2)	Strongly Disagree (1)	Not Applicable (NA)
2173	4.00	0.94	643 (29.59%)	870 (40.04%)	307 (14.13%)	114 (5.25%)	37 (1.70%)	202 (9.30%)

11. The instructor responded adequately to in-class questions.

Question Type: Likert

contributed by Dean of the School of Engineering and Applied Science

Results for STS-1500-114, Voss, M. Joel								
Total	Mean	Std Dev	Strongly Agree (5)	Agree (4)	Neutral (3)	Disagree (2)	Strongly Disagree (1)	Not Applicable (NA)
20	4.65	0.59	14 (70.00%)	5 (25.00%)	1 (5.00%)	0 (0.00%)	0 (0.00%)	0 (0.00%)

Results for SEAS, 1000-level courses								
Total	Mean	Std Dev	Strongly Agree (5)	Agree (4)	Neutral (3)	Disagree (2)	Strongly Disagree (1)	Not Applicable (NA)
2170	4.23	0.90	908 (41.84%)	724 (33.36%)	219 (10.09%)	75 (3.46%)	30 (1.38%)	214 (9.86%)

12. The instructor effectively used technology in support of the learning goals for this course.

Question Type: Likert

contributed by Dean of the School of Engineering and Applied Science

Results for STS-1500-114, Voss, M. Joel								
Total	Mean	Std Dev	Strongly Agree (5)	Agree (4)	Neutral (3)	Disagree (2)	Strongly Disagree (1)	Not Applicable (NA)
20	4.05	0.89	7 (35.00%)	8 (40.00%)	4 (20.00%)	1 (5.00%)	0 (0.00%)	0 (0.00%)

Results for SEAS, 1000-level courses								
Total	Mean	Std Dev	Strongly Agree (5)	Agree (4)	Neutral (3)	Disagree (2)	Strongly Disagree (1)	Not Applicable (NA)
2169	4.10	0.96	800 (36.88%)	791 (36.47%)	268 (12.36%)	100 (4.61%)	46 (2.12%)	164 (7.56%)

13. The average number of hours per week I spent outside of class preparing for this course was:

Question Type: Multiple Choice

contributed by Office of the Provost

Results for STS-1500-114					
Total	Less than 1 (NA)	1 - 3 (NA)	4 - 6 (NA)	7 - 9 (NA)	10 or more (NA)
20	1 (5.00%)	13 (65.00%)	6 (30.00%)	0 (0.00%)	0 (0.00%)

Results for SEAS, 1000-level courses					
Total	Less than 1 (NA)	1 - 3 (NA)	4 - 6 (NA)	7 - 9 (NA)	10 or more (NA)
1841	146 (7.93%)	896 (48.67%)	562 (30.53%)	167 (9.07%)	70 (3.80%)

~ QUESTIONS AND DETAILS ~

~ ANSWER MATRICES ~

14. I learned a great deal in this course.

Question Type: Likert
 ~
 contributed by Office of the Provost

Results for STS-1500-114							
Total	Mean	Std Dev	Strongly Agree (5)	Agree (4)	Neutral (3)	Disagree (2)	Strongly Disagree (1)
19	3.32	1.29	3 (15.79%)	7 (36.84%)	5 (26.32%)	1 (5.26%)	3 (15.79%)

Results for SEAS, 1000-level courses							
Total	Mean	Std Dev	Strongly Agree (5)	Agree (4)	Neutral (3)	Disagree (2)	Strongly Disagree (1)
1836	3.95	1.05	642 (34.97%)	708 (38.56%)	297 (16.18%)	125 (6.81%)	64 (3.49%)

15. Overall, this was a worthwhile course.

Question Type: Likert
 ~
 contributed by Office of the Provost

Results for STS-1500-114							
Total	Mean	Std Dev	Strongly Agree (5)	Agree (4)	Neutral (3)	Disagree (2)	Strongly Disagree (1)
20	3.05	1.39	4 (20.00%)	4 (20.00%)	4 (20.00%)	5 (25.00%)	3 (15.00%)

Results for SEAS, 1000-level courses							
Total	Mean	Std Dev	Strongly Agree (5)	Agree (4)	Neutral (3)	Disagree (2)	Strongly Disagree (1)
1837	3.90	1.15	684 (37.23%)	641 (34.89%)	256 (13.94%)	163 (8.87%)	93 (5.06%)

16. The course's goals and requirements were defined and adhered to by the instructor.

Question Type: Likert
 ~
 contributed by Office of the Provost

Results for STS-1500-114, Voss, M. Joel							
Total	Mean	Std Dev	Strongly Agree (5)	Agree (4)	Neutral (3)	Disagree (2)	Strongly Disagree (1)
20	4.30	0.57	7 (35.00%)	12 (60.00%)	1 (5.00%)	0 (0.00%)	0 (0.00%)

Results for SEAS, 1000-level courses							
Total	Mean	Std Dev	Strongly Agree (5)	Agree (4)	Neutral (3)	Disagree (2)	Strongly Disagree (1)
2165	4.19	0.81	833 (38.48%)	1019 (47.07%)	244 (11.27%)	37 (1.71%)	32 (1.48%)

17. The instructor was approachable and made himself/herself available to students outside the classroom.

Question Type: Likert
 ~
 contributed by Office of the Provost

Results for STS-1500-114, Voss, M. Joel							
Total	Mean	Std Dev	Strongly Agree (5)	Agree (4)	Neutral (3)	Disagree (2)	Strongly Disagree (1)
20	4.70	0.47	14 (70.00%)	6 (30.00%)	0 (0.00%)	0 (0.00%)	0 (0.00%)

Results for SEAS, 1000-level courses							
Total	Mean	Std Dev	Strongly Agree (5)	Agree (4)	Neutral (3)	Disagree (2)	Strongly Disagree (1)
2166	4.04	1.02	889 (41.04%)	693 (31.99%)	423 (19.53%)	104 (4.80%)	57 (2.63%)

18. Overall, the instructor was an effective teacher.

Question Type: Likert
 ~
 contributed by Office of the Provost

Results for STS-1500-114, Voss, M. Joel							
Total	Mean	Std Dev	Strongly Agree (5)	Agree (4)	Neutral (3)	Disagree (2)	Strongly Disagree (1)
20	4.65	0.59	14 (70.00%)	5 (25.00%)	1 (5.00%)	0 (0.00%)	0 (0.00%)

Results for SEAS, 1000-level courses							
Total	Mean	Std Dev	Strongly Agree (5)	Agree (4)	Neutral (3)	Disagree (2)	Strongly Disagree (1)
2174	4.00	1.05	846 (38.91%)	745 (34.27%)	389 (17.89%)	120 (5.52%)	74 (3.40%)

19. Please make any overall comments or observations about this course:

~
Question Type: Short Answer

~
contributed by Office of the Provost

Results for STS-1500-114

Total	Individual Answers
16	See below for Individual Results

Its hard to find the worth of this class (and particularly the lecture) to my engineering education. This class felt like the e-school's version of hazing.

M. Joel Voss was an excellent T.A. He was very approachable and taught me much about the subject as well as applications to life. I thoroughly enjoyed discussions with him. Professor Johnson did an okay job for this being her first time teaching the class. However, lectures were typically dry and only included common sense level concepts. I wish she had gone deeper into concepts, or talked more about applications of concepts as she did only rarely. I liked how she set up the writing assignments/grading for the class.

Joel sparked our creativity and allowed us to comfortably participate in class. He has a unique ability to go over difficult concepts conversationally in an easy-to-follow manner. Joel sent out plenty of emails in order to let us know when he was available. Joel actively sought to make connections with the student body to make learning more engaging. My only wish is that I can have a professional Teacher's Assistant with Joel's mannerisms again. I would seriously consider switching my major to international policy to have Joel as a TA again; if I weren't so hell-bent on becoming an engineer. He added much-needed gusto into the "boring" STS curricula. He has my thanks.

The lecture was completely worthless. If it weren't for the discussion class I would have learned absolutely nothing. Joel did a very good job although I do feel like there were times when he seemed disinterested in teaching the class. Joel did help me learn a lot and he was an extremely fair grader when it came to our papers. Discussions were smooth and thorough but when the class wasn't prepared Joel could have done a little more to get conversation started. Professor Johnson seemed ignorant as a teacher and did very little to make me want to ever go to class. She was an awful discussion leader and would often times ruin conversation if she felt that it disagreed with her own views. She was very hard to learn from.

The discussion for this course, led by Joel Voss, was my favorite class of the semester. From start to finish, Joel engaged the class in very interesting discussions that were relevant to the readings and other course material. He also used many outside resources and activities that helped students develop a better understanding of the material. He also provided good feedback on assignments that helped students succeed in the course. I learned more about STS concepts each day in this discussion than I did in the Tuesday lectures all year.

I looked forward to the discussion section every week. This class made learning about STS more fun and enjoyable. I feel that I learned a lot through my discussion section. Many of the activities, especially the fish game, helped my understanding immensely.

I would've liked to get to know Professor Johnson more. She was very lively and energetic about the subject. very informative, but sometimes a bit repetitive. Joel was my best teacher of this semester. He has great teaching skills for college students. i liked the examples he used in class (real world connections).

Voss was a good TA who made sure the class was leading the discussions. If the class didn't have opinions about certain topics, then he did a great job of moving the subject along to another point until the class began discussing again. Also, his insight into certain topics were informative given his political science background. At times, the class would get distracted from the topic but that is expected to happen given the nature of discussion.

I do not believe this is an adequate course to teach students how to effectively write research papers. The approach to conducting research is non-scientific, not how an engineering student will be or should be conducting research. However, I strongly believe that the information presented in this course was beneficial to all students and will be very useful to aspiring engineering students.

This was a very interesting course and i learned a lot about the material. Joel Voss was a great T.A. and the discussion section was my favorite class this year.

The class is not worthwhile for engineers.

The discussion section was a great place to discuss the implications of the material and question. The discussion in the actual lecture section more often than not tended to not be focused and did not add anything valuable to the material. Also whenever the material is connected to real events happening in the present it becomes much more relateable and gains a new level of importance.

To be honest, the ideas behind this STS class seemed irrelevant and unnecessary. Joel Voss was a great instructor though.

I found the discussion to be much more effective than the lecture for this course. The discussion was interesting and useful.

Joel was an awesome guy to have as a TA, a very personable, funny guy who is easy to talk to in and out of class, and knowledgeable about the course content even though it's not in his field of specialty as a grad student.

The readings were too dense and not very interesting. The lectures were also relatively boring, but the discussion sections were usually lively and enjoyable.

~ QUESTIONS AND DETAILS ~

~ ANSWER MATRICES ~

--	--

STS 4600-210 Eng Ethics Prof Responsibility - Spring 2011

ENGR (36894)

INSTRUCTORS: Voss, M. Joel (mjv3h)

Respondents: 20 / Enrollment: 20

Summary: STS 4600-210 Eng Ethics Prof Responsibility - Spring 2011 (36894)	
Overall Course Rating STS-4600-210 Mean 3.69 STS-4600-210 Std Dev 0.80 STS-4600-210 Response Count 100	Overall Instructor Rating INSTRUCTOR: Voss, M. Joel Mean 4.53 Std Dev 0.54 Response Count 140
Difference from Category Mean, Expressed in Category Standard Deviations 	Difference from Category Mean, Expressed in Category Standard Deviations
SEAS, 4000-level courses Mean 4.01 SEAS, 4000-level courses Std Dev 0.95 SEAS, 4000-level courses Response Count 7182	SEAS, 4000-level courses Mean 4.25 SEAS, 4000-level courses Std Dev 0.90 SEAS, 4000-level courses Response Count 11010

~ QUESTIONS AND DETAILS ~	~ ANSWER MATRICES ~																																																						
<p>1. The subject matter was challenging.</p> <p style="text-align: center;">~ Question Type: Likert ~</p> <p style="text-align: center;"><i>contributed by Dean of the School of Engineering and Applied Science</i></p>	<table border="1"> <thead> <tr> <th colspan="9">Results for STS-4600-210</th> </tr> <tr> <th>Total</th> <th>Mean</th> <th>Std Dev</th> <th>Strongly Agree (5)</th> <th>Agree (4)</th> <th>Neutral (3)</th> <th>Disagree (2)</th> <th>Strongly Disagree (1)</th> <th>Not Applicable (NA)</th> </tr> </thead> <tbody> <tr> <td>20</td> <td>3.30</td> <td>0.86</td> <td>1 (5.00%)</td> <td>7 (35.00%)</td> <td>10 (50.00%)</td> <td>1 (5.00%)</td> <td>1 (5.00%)</td> <td>0 (0.00%)</td> </tr> </tbody> </table> <table border="1"> <thead> <tr> <th colspan="9">Results for SEAS, 4000-level courses</th> </tr> <tr> <th>Total</th> <th>Mean</th> <th>Std Dev</th> <th>Strongly Agree (5)</th> <th>Agree (4)</th> <th>Neutral (3)</th> <th>Disagree (2)</th> <th>Strongly Disagree (1)</th> <th>Not Applicable (NA)</th> </tr> </thead> <tbody> <tr> <td>1439</td> <td>3.98</td> <td>0.89</td> <td>410 (28.49%)</td> <td>706 (49.06%)</td> <td>214 (14.87%)</td> <td>80 (5.56%)</td> <td>22 (1.53%)</td> <td>7 (0.49%)</td> </tr> </tbody> </table>	Results for STS-4600-210									Total	Mean	Std Dev	Strongly Agree (5)	Agree (4)	Neutral (3)	Disagree (2)	Strongly Disagree (1)	Not Applicable (NA)	20	3.30	0.86	1 (5.00%)	7 (35.00%)	10 (50.00%)	1 (5.00%)	1 (5.00%)	0 (0.00%)	Results for SEAS, 4000-level courses									Total	Mean	Std Dev	Strongly Agree (5)	Agree (4)	Neutral (3)	Disagree (2)	Strongly Disagree (1)	Not Applicable (NA)	1439	3.98	0.89	410 (28.49%)	706 (49.06%)	214 (14.87%)	80 (5.56%)	22 (1.53%)	7 (0.49%)
Results for STS-4600-210																																																							
Total	Mean	Std Dev	Strongly Agree (5)	Agree (4)	Neutral (3)	Disagree (2)	Strongly Disagree (1)	Not Applicable (NA)																																															
20	3.30	0.86	1 (5.00%)	7 (35.00%)	10 (50.00%)	1 (5.00%)	1 (5.00%)	0 (0.00%)																																															
Results for SEAS, 4000-level courses																																																							
Total	Mean	Std Dev	Strongly Agree (5)	Agree (4)	Neutral (3)	Disagree (2)	Strongly Disagree (1)	Not Applicable (NA)																																															
1439	3.98	0.89	410 (28.49%)	706 (49.06%)	214 (14.87%)	80 (5.56%)	22 (1.53%)	7 (0.49%)																																															
<p>2. The objectives of the course were clearly stated and accomplished.</p> <p style="text-align: center;">~ Question Type: Likert ~</p> <p style="text-align: center;"><i>contributed by Dean of the School of Engineering and Applied Science</i></p>	<table border="1"> <thead> <tr> <th colspan="9">Results for STS-4600-210</th> </tr> <tr> <th>Total</th> <th>Mean</th> <th>Std Dev</th> <th>Strongly Agree (5)</th> <th>Agree (4)</th> <th>Neutral (3)</th> <th>Disagree (2)</th> <th>Strongly Disagree (1)</th> <th>Not Applicable (NA)</th> </tr> </thead> <tbody> <tr> <td>20</td> <td>3.70</td> <td>0.80</td> <td>2 (10.00%)</td> <td>12 (60.00%)</td> <td>4 (20.00%)</td> <td>2 (10.00%)</td> <td>0 (0.00%)</td> <td>0 (0.00%)</td> </tr> </tbody> </table> <table border="1"> <thead> <tr> <th colspan="9">Results for SEAS, 4000-level courses</th> </tr> <tr> <th>Total</th> <th>Mean</th> <th>Std Dev</th> <th>Strongly Agree (5)</th> <th>Agree (4)</th> <th>Neutral (3)</th> <th>Disagree (2)</th> <th>Strongly Disagree (1)</th> <th>Not Applicable (NA)</th> </tr> </thead> <tbody> <tr> <td>1441</td> <td>4.13</td> <td>0.91</td> <td>556 (38.58%)</td> <td>623 (43.23%)</td> <td>162 (11.24%)</td> <td>67 (4.65%)</td> <td>24 (1.67%)</td> <td>9 (0.62%)</td> </tr> </tbody> </table>	Results for STS-4600-210									Total	Mean	Std Dev	Strongly Agree (5)	Agree (4)	Neutral (3)	Disagree (2)	Strongly Disagree (1)	Not Applicable (NA)	20	3.70	0.80	2 (10.00%)	12 (60.00%)	4 (20.00%)	2 (10.00%)	0 (0.00%)	0 (0.00%)	Results for SEAS, 4000-level courses									Total	Mean	Std Dev	Strongly Agree (5)	Agree (4)	Neutral (3)	Disagree (2)	Strongly Disagree (1)	Not Applicable (NA)	1441	4.13	0.91	556 (38.58%)	623 (43.23%)	162 (11.24%)	67 (4.65%)	24 (1.67%)	9 (0.62%)
Results for STS-4600-210																																																							
Total	Mean	Std Dev	Strongly Agree (5)	Agree (4)	Neutral (3)	Disagree (2)	Strongly Disagree (1)	Not Applicable (NA)																																															
20	3.70	0.80	2 (10.00%)	12 (60.00%)	4 (20.00%)	2 (10.00%)	0 (0.00%)	0 (0.00%)																																															
Results for SEAS, 4000-level courses																																																							
Total	Mean	Std Dev	Strongly Agree (5)	Agree (4)	Neutral (3)	Disagree (2)	Strongly Disagree (1)	Not Applicable (NA)																																															
1441	4.13	0.91	556 (38.58%)	623 (43.23%)	162 (11.24%)	67 (4.65%)	24 (1.67%)	9 (0.62%)																																															
<p>3. There was a reasonable level of effort expected for the credit hours received.</p> <p style="text-align: center;">~ Question Type: Likert ~</p> <p style="text-align: center;"><i>contributed by Dean of the School of Engineering and Applied Science</i></p>	<table border="1"> <thead> <tr> <th colspan="9">Results for STS-4600-210</th> </tr> <tr> <th>Total</th> <th>Mean</th> <th>Std Dev</th> <th>Strongly Agree (5)</th> <th>Agree (4)</th> <th>Neutral (3)</th> <th>Disagree (2)</th> <th>Strongly Disagree (1)</th> <th>Not Applicable (NA)</th> </tr> </thead> <tbody> <tr> <td>20</td> <td>4.05</td> <td>0.51</td> <td>3 (15.00%)</td> <td>15 (75.00%)</td> <td>2 (10.00%)</td> <td>0 (0.00%)</td> <td>0 (0.00%)</td> <td>0 (0.00%)</td> </tr> </tbody> </table> <table border="1"> <thead> <tr> <th colspan="9">Results for SEAS, 4000-level courses</th> </tr> <tr> <th>Total</th> <th>Mean</th> <th>Std Dev</th> <th>Strongly Agree (5)</th> <th>Agree (4)</th> <th>Neutral (3)</th> <th>Disagree (2)</th> <th>Strongly Disagree (1)</th> <th>Not Applicable (NA)</th> </tr> </thead> <tbody> <tr> <td>1433</td> <td>4.15</td> <td>0.82</td> <td>498 (34.75%)</td> <td>722 (50.38%)</td> <td>132 (9.21%)</td> <td>55 (3.84%)</td> <td>15 (1.05%)</td> <td>11 (0.77%)</td> </tr> </tbody> </table>	Results for STS-4600-210									Total	Mean	Std Dev	Strongly Agree (5)	Agree (4)	Neutral (3)	Disagree (2)	Strongly Disagree (1)	Not Applicable (NA)	20	4.05	0.51	3 (15.00%)	15 (75.00%)	2 (10.00%)	0 (0.00%)	0 (0.00%)	0 (0.00%)	Results for SEAS, 4000-level courses									Total	Mean	Std Dev	Strongly Agree (5)	Agree (4)	Neutral (3)	Disagree (2)	Strongly Disagree (1)	Not Applicable (NA)	1433	4.15	0.82	498 (34.75%)	722 (50.38%)	132 (9.21%)	55 (3.84%)	15 (1.05%)	11 (0.77%)
Results for STS-4600-210																																																							
Total	Mean	Std Dev	Strongly Agree (5)	Agree (4)	Neutral (3)	Disagree (2)	Strongly Disagree (1)	Not Applicable (NA)																																															
20	4.05	0.51	3 (15.00%)	15 (75.00%)	2 (10.00%)	0 (0.00%)	0 (0.00%)	0 (0.00%)																																															
Results for SEAS, 4000-level courses																																																							
Total	Mean	Std Dev	Strongly Agree (5)	Agree (4)	Neutral (3)	Disagree (2)	Strongly Disagree (1)	Not Applicable (NA)																																															
1433	4.15	0.82	498 (34.75%)	722 (50.38%)	132 (9.21%)	55 (3.84%)	15 (1.05%)	11 (0.77%)																																															

~ QUESTIONS AND DETAILS ~

~ ANSWER MATRICES ~

4. The homework assignments helped me learn the subject matter.

Question Type: Likert

contributed by Dean of the School of Engineering and Applied Science

Results for STS-4600-210								
Total	Mean	Std Dev	Strongly Agree (5)	Agree (4)	Neutral (3)	Disagree (2)	Strongly Disagree (1)	Not Applicable (NA)
20	3.67	0.91	2 (10.00%)	11 (55.00%)	2 (10.00%)	3 (15.00%)	0 (0.00%)	2 (10.00%)

Results for SEAS, 4000-level courses								
Total	Mean	Std Dev	Strongly Agree (5)	Agree (4)	Neutral (3)	Disagree (2)	Strongly Disagree (1)	Not Applicable (NA)
1434	3.92	1.05	413 (28.80%)	546 (38.08%)	171 (11.92%)	96 (6.69%)	51 (3.56%)	157 (10.95%)

5. The textbook increased my understanding of the material.

Question Type: Likert

contributed by Dean of the School of Engineering and Applied Science

Results for STS-4600-210								
Total	Mean	Std Dev	Strongly Agree (5)	Agree (4)	Neutral (3)	Disagree (2)	Strongly Disagree (1)	Not Applicable (NA)
20	3.86	0.69	1 (5.00%)	4 (20.00%)	2 (10.00%)	0 (0.00%)	0 (0.00%)	13 (65.00%)

Results for SEAS, 4000-level courses								
Total	Mean	Std Dev	Strongly Agree (5)	Agree (4)	Neutral (3)	Disagree (2)	Strongly Disagree (1)	Not Applicable (NA)
1435	3.76	1.08	233 (16.24%)	337 (23.48%)	191 (13.31%)	63 (4.39%)	42 (2.93%)	569 (39.65%)

6. The course material was well organized and developed.

Question Type: Likert

contributed by Dean of the School of Engineering and Applied Science

Results for STS-4600-210, Voss, M. Joel								
Total	Mean	Std Dev	Strongly Agree (5)	Agree (4)	Neutral (3)	Disagree (2)	Strongly Disagree (1)	Not Applicable (NA)
20	4.40	0.60	9 (45.00%)	10 (50.00%)	1 (5.00%)	0 (0.00%)	0 (0.00%)	0 (0.00%)

Results for SEAS, 4000-level courses								
Total	Mean	Std Dev	Strongly Agree (5)	Agree (4)	Neutral (3)	Disagree (2)	Strongly Disagree (1)	Not Applicable (NA)
1575	4.08	1.01	638 (40.51%)	591 (37.52%)	177 (11.24%)	108 (6.86%)	38 (2.41%)	23 (1.46%)

7. The instructor was knowledgeable about the subject matter.

Question Type: Likert

contributed by Dean of the School of Engineering and Applied Science

Results for STS-4600-210, Voss, M. Joel								
Total	Mean	Std Dev	Strongly Agree (5)	Agree (4)	Neutral (3)	Disagree (2)	Strongly Disagree (1)	Not Applicable (NA)
20	4.50	0.51	10 (50.00%)	10 (50.00%)	0 (0.00%)	0 (0.00%)	0 (0.00%)	0 (0.00%)

Results for SEAS, 4000-level courses								
Total	Mean	Std Dev	Strongly Agree (5)	Agree (4)	Neutral (3)	Disagree (2)	Strongly Disagree (1)	Not Applicable (NA)
1572	4.54	0.69	977 (62.15%)	488 (31.04%)	66 (4.20%)	23 (1.46%)	7 (0.45%)	11 (0.70%)

8. The instructor was well prepared for class.

Question Type: Likert

contributed by Dean of the School of Engineering and Applied Science

Results for STS-4600-210, Voss, M. Joel								
Total	Mean	Std Dev	Strongly Agree (5)	Agree (4)	Neutral (3)	Disagree (2)	Strongly Disagree (1)	Not Applicable (NA)
20	4.65	0.49	13 (65.00%)	7 (35.00%)	0 (0.00%)	0 (0.00%)	0 (0.00%)	0 (0.00%)

Results for SEAS, 4000-level courses								
Total	Mean	Std Dev	Strongly Agree (5)	Agree (4)	Neutral (3)	Disagree (2)	Strongly Disagree (1)	Not Applicable (NA)
1579	4.32	0.82	764 (48.39%)	591 (37.43%)	127 (8.04%)	52 (3.29%)	11 (0.70%)	34 (2.15%)

~ QUESTIONS AND DETAILS ~

~ ANSWER MATRICES ~

9. The instructor (not Teaching Assistants) was accessible for individual assistance.

Question Type: Likert

contributed by Dean of the School of Engineering and Applied Science

Results for STS-4600-210, Voss, M. Joel								
Total	Mean	Std Dev	Strongly Agree (5)	Agree (4)	Neutral (3)	Disagree (2)	Strongly Disagree (1)	Not Applicable (NA)
20	4.63	0.50	12 (60.00%)	7 (35.00%)	0 (0.00%)	0 (0.00%)	0 (0.00%)	1 (5.00%)

Results for SEAS, 4000-level courses								
Total	Mean	Std Dev	Strongly Agree (5)	Agree (4)	Neutral (3)	Disagree (2)	Strongly Disagree (1)	Not Applicable (NA)
1569	4.31	0.83	718 (45.76%)	522 (33.27%)	165 (10.52%)	33 (2.10%)	14 (0.89%)	117 (7.46%)

10. The grading policy was fair.

Question Type: Likert

contributed by Dean of the School of Engineering and Applied Science

Results for STS-4600-210, Voss, M. Joel								
Total	Mean	Std Dev	Strongly Agree (5)	Agree (4)	Neutral (3)	Disagree (2)	Strongly Disagree (1)	Not Applicable (NA)
20	4.40	0.60	9 (45.00%)	10 (50.00%)	1 (5.00%)	0 (0.00%)	0 (0.00%)	0 (0.00%)

Results for SEAS, 4000-level courses								
Total	Mean	Std Dev	Strongly Agree (5)	Agree (4)	Neutral (3)	Disagree (2)	Strongly Disagree (1)	Not Applicable (NA)
1571	4.20	0.86	623 (39.66%)	628 (39.97%)	164 (10.44%)	52 (3.31%)	17 (1.08%)	87 (5.54%)

11. The instructor responded adequately to in-class questions.

Question Type: Likert

contributed by Dean of the School of Engineering and Applied Science

Results for STS-4600-210, Voss, M. Joel								
Total	Mean	Std Dev	Strongly Agree (5)	Agree (4)	Neutral (3)	Disagree (2)	Strongly Disagree (1)	Not Applicable (NA)
20	4.70	0.47	14 (70.00%)	6 (30.00%)	0 (0.00%)	0 (0.00%)	0 (0.00%)	0 (0.00%)

Results for SEAS, 4000-level courses								
Total	Mean	Std Dev	Strongly Agree (5)	Agree (4)	Neutral (3)	Disagree (2)	Strongly Disagree (1)	Not Applicable (NA)
1572	4.37	0.78	773 (49.17%)	604 (38.42%)	97 (6.17%)	45 (2.86%)	9 (0.57%)	44 (2.80%)

12. As a teacher, this instructor was better than most others in this School.

Question Type: Likert

contributed by Dean of the School of Engineering and Applied Science

Results for STS-4600-210, Voss, M. Joel								
Total	Mean	Std Dev	Strongly Agree (5)	Agree (4)	Neutral (3)	Disagree (2)	Strongly Disagree (1)	Not Applicable (NA)
20	4.45	0.60	10 (50.00%)	9 (45.00%)	1 (5.00%)	0 (0.00%)	0 (0.00%)	0 (0.00%)

Results for SEAS, 4000-level courses								
Total	Mean	Std Dev	Strongly Agree (5)	Agree (4)	Neutral (3)	Disagree (2)	Strongly Disagree (1)	Not Applicable (NA)
1572	3.96	1.09	615 (39.12%)	478 (30.41%)	286 (18.19%)	117 (7.44%)	53 (3.37%)	23 (1.46%)

13. The average number of hours per week I spent outside of class preparing for this course was:

Question Type: Multiple Choice

contributed by Office of the Provost

Results for STS-4600-210					
Total	Less than 1 (NA)	1 - 3 (NA)	4 - 6 (NA)	7 - 9 (NA)	10 or more (NA)
20	1 (5.00%)	14 (70.00%)	5 (25.00%)	0 (0.00%)	0 (0.00%)

Results for SEAS, 4000-level courses					
Total	Less than 1 (NA)	1 - 3 (NA)	4 - 6 (NA)	7 - 9 (NA)	10 or more (NA)
1438	70 (4.87%)	611 (42.49%)	527 (36.65%)	132 (9.18%)	98 (6.82%)

~ QUESTIONS AND DETAILS ~

~ ANSWER MATRICES ~

14. I learned a great deal in this course.

~
Question Type: Likert
~
contributed by Office of the Provost

Results for STS-4600-210							
Total	Mean	Std Dev	Strongly Agree (5)	Agree (4)	Neutral (3)	Disagree (2)	Strongly Disagree (1)
20	3.75	0.97	4 (20.00%)	9 (45.00%)	6 (30.00%)	0 (0.00%)	1 (5.00%)

Results for SEAS, 4000-level courses							
Total	Mean	Std Dev	Strongly Agree (5)	Agree (4)	Neutral (3)	Disagree (2)	Strongly Disagree (1)
1431	4.06	1.00	547 (38.23%)	594 (41.51%)	169 (11.81%)	76 (5.31%)	45 (3.14%)

15. Overall, this was a worthwhile course.

~
Question Type: Likert
~
contributed by Office of the Provost

Results for STS-4600-210							
Total	Mean	Std Dev	Strongly Agree (5)	Agree (4)	Neutral (3)	Disagree (2)	Strongly Disagree (1)
20	3.95	1.10	7 (35.00%)	8 (40.00%)	3 (15.00%)	1 (5.00%)	1 (5.00%)

Results for SEAS, 4000-level courses							
Total	Mean	Std Dev	Strongly Agree (5)	Agree (4)	Neutral (3)	Disagree (2)	Strongly Disagree (1)
1435	4.13	1.01	624 (43.48%)	544 (37.91%)	144 (10.03%)	75 (5.23%)	48 (3.34%)

16. The course's goals and requirements were defined and adhered to by the instructor.

~
Question Type: Likert
~
contributed by Office of the Provost

Results for STS-4600-210, Voss, M. Joel							
Total	Mean	Std Dev	Strongly Agree (5)	Agree (4)	Neutral (3)	Disagree (2)	Strongly Disagree (1)
20	4.25	0.64	7 (35.00%)	11 (55.00%)	2 (10.00%)	0 (0.00%)	0 (0.00%)

Results for SEAS, 4000-level courses							
Total	Mean	Std Dev	Strongly Agree (5)	Agree (4)	Neutral (3)	Disagree (2)	Strongly Disagree (1)
1557	4.21	0.80	620 (39.82%)	719 (46.18%)	160 (10.28%)	48 (3.08%)	10 (0.64%)

17. The instructor was approachable and made himself/herself available to students outside the classroom.

~
Question Type: Likert
~
contributed by Office of the Provost

Results for STS-4600-210, Voss, M. Joel							
Total	Mean	Std Dev	Strongly Agree (5)	Agree (4)	Neutral (3)	Disagree (2)	Strongly Disagree (1)
20	4.60	0.50	12 (60.00%)	8 (40.00%)	0 (0.00%)	0 (0.00%)	0 (0.00%)

Results for SEAS, 4000-level courses							
Total	Mean	Std Dev	Strongly Agree (5)	Agree (4)	Neutral (3)	Disagree (2)	Strongly Disagree (1)
1569	4.26	0.82	723 (46.08%)	595 (37.92%)	206 (13.13%)	33 (2.10%)	12 (0.76%)

18. Overall, the instructor was an effective teacher.

~
Question Type: Likert
~
contributed by Office of the Provost

Results for STS-4600-210, Voss, M. Joel							
Total	Mean	Std Dev	Strongly Agree (5)	Agree (4)	Neutral (3)	Disagree (2)	Strongly Disagree (1)
20	4.55	0.51	11 (55.00%)	9 (45.00%)	0 (0.00%)	0 (0.00%)	0 (0.00%)

Results for SEAS, 4000-level courses							
Total	Mean	Std Dev	Strongly Agree (5)	Agree (4)	Neutral (3)	Disagree (2)	Strongly Disagree (1)
1573	4.18	0.95	703 (44.69%)	593 (37.70%)	173 (11.00%)	71 (4.51%)	33 (2.10%)

~ QUESTIONS AND DETAILS ~

~ ANSWER MATRICES ~

19. Please make any overall comments or observations about this course:

~
Question Type: Short Answer

~
contributed by Office of the Provost

Results for STS-4600-210	
Total	Individual Answers
12	See below for Individual Results

Joel Voss was one of my favorite teachers here at UVa. He was whitty and extremely knowledgeable. His insight into many aspects of intellectual thinking allowed his students to move beyond a standard engineering thinking and advance into a real world thinking. He was always nice and has a very good teaching style. I appreciated his respect for us as well as trying to identify with us. Joel is going to make a great professor one day and I'm sure he will truly enjoy the "power" that comes with!

Overall I thought discussion was great, I'm glad we got to veer off the readings a little after discussing the basic gist of them. It made the discussions more interesting and let us apply the concepts to more interesting scenarios.

One of the only reasons why I actually thought this class was bearable was because of Voss. He put the readings into context and taught us the bigger picture of the course.

My comments are not for the course in general, but for Joel. He made the material that would otherwise be obscure and annoying more interesting and interactive. He was engaging and relatable. However, his grading seemed a little tough with respect to the fact that it provided no real comments or feedback. He gave no specific comments on my thesis whatsoever and expected revisions. It wasn't unreasonable, but it was difficult and not very helpful.

The discussion section of this course was particularly useful, since it provided a forum to openly talk about the ethical concepts and learn from peers. The lectures were not even slightly useful, but that is a different evaluation. Additionally, the discussion section provided a medium by which we could speak with the people most responsible for the formation of our STS research papers and thesis assignments, which was very useful for finding direction. Joel was also very good at sparking discussion and providing guidance and clarification on the assignments and thesis. In general, this class was worthwhile, even if it was paired with a much less useful lecture.

Overall, I like the course in terms of being able to think sociotechnically by the end of the semester. I like the TA very much because while Voss is chill during lecture, he delivers the main point of each reading and emphasize the importance of power.

Joel Was a wonderful and very helpful TA. However the whole STS department should have the whole thesis thing in order next time , it was unorganized

Joel is my favorite instructor ever!

I enjoyed the discussion portion of STS.

Joel made STS a worthwhile course for me.

Joel really changed my perspective on liberal arts majors teaching engineering students. i found no barrier between us, and he was able to effectively guide our discussions so that not only was it enjoyable but also educational. he not only seemed very enthusiastic about the material, but he also showed much enthusiasm for teaching as well. I've grown to appreciate STS much more through him, and I'd highly recommend him to anyone for an STS TA.

Joel is a great TA. He was always prepared for class and had an outline of where he wanted the discussion to go or what were the most important points he wanted us to discuss. He also let us have a debate about the most important topic from the reading making class more interesting and we also went outside when the weather was nice :-). He has a great personality and sense of humor making class more interesting. He is also very fair and is willing to work with students and he is very accessible outside of class.

STS 4600-208 Eng Ethics Prof Responsibility - Spring 2011

ENGR (36892)

INSTRUCTORS: Voss, M. Joel (mjv3h)

Respondents: 19 / Enrollment: 20

Summary: STS 4600-208 Eng Ethics Prof Responsibility - Spring 2011 (36892)	
Overall Course Rating STS-4600-208 Mean 3.71 STS-4600-208 Std Dev 0.84 STS-4600-208 Response Count 94	Overall Instructor Rating INSTRUCTOR: Voss, M. Joel Mean 4.43 Std Dev 0.70 Response Count 132
Difference from Category Mean, Expressed in Category Standard Deviations 	Difference from Category Mean, Expressed in Category Standard Deviations
SEAS, 4000-level courses Mean 4.01 SEAS, 4000-level courses Std Dev 0.95 SEAS, 4000-level courses Response Count 7182	SEAS, 4000-level courses Mean 4.25 SEAS, 4000-level courses Std Dev 0.90 SEAS, 4000-level courses Response Count 11010

~ QUESTIONS AND DETAILS ~	~ ANSWER MATRICES ~																																																						
1. The subject matter was challenging. ~ Question Type: Likert ~ <i>contributed by Dean of the School of Engineering and Applied Science</i>	<table border="1"> <thead> <tr> <th colspan="9">Results for STS-4600-208</th> </tr> <tr> <th>Total</th> <th>Mean</th> <th>Std Dev</th> <th>Strongly Agree (5)</th> <th>Agree (4)</th> <th>Neutral (3)</th> <th>Disagree (2)</th> <th>Strongly Disagree (1)</th> <th>Not Applicable (NA)</th> </tr> </thead> <tbody> <tr> <td>19</td> <td>3.47</td> <td>0.84</td> <td>1 (5.26%)</td> <td>10 (52.63%)</td> <td>5 (26.32%)</td> <td>3 (15.79%)</td> <td>0 (0.00%)</td> <td>0 (0.00%)</td> </tr> </tbody> </table> <table border="1"> <thead> <tr> <th colspan="9">Results for SEAS, 4000-level courses</th> </tr> <tr> <th>Total</th> <th>Mean</th> <th>Std Dev</th> <th>Strongly Agree (5)</th> <th>Agree (4)</th> <th>Neutral (3)</th> <th>Disagree (2)</th> <th>Strongly Disagree (1)</th> <th>Not Applicable (NA)</th> </tr> </thead> <tbody> <tr> <td>1439</td> <td>3.98</td> <td>0.89</td> <td>410 (28.49%)</td> <td>706 (49.06%)</td> <td>214 (14.87%)</td> <td>80 (5.56%)</td> <td>22 (1.53%)</td> <td>7 (0.49%)</td> </tr> </tbody> </table>	Results for STS-4600-208									Total	Mean	Std Dev	Strongly Agree (5)	Agree (4)	Neutral (3)	Disagree (2)	Strongly Disagree (1)	Not Applicable (NA)	19	3.47	0.84	1 (5.26%)	10 (52.63%)	5 (26.32%)	3 (15.79%)	0 (0.00%)	0 (0.00%)	Results for SEAS, 4000-level courses									Total	Mean	Std Dev	Strongly Agree (5)	Agree (4)	Neutral (3)	Disagree (2)	Strongly Disagree (1)	Not Applicable (NA)	1439	3.98	0.89	410 (28.49%)	706 (49.06%)	214 (14.87%)	80 (5.56%)	22 (1.53%)	7 (0.49%)
Results for STS-4600-208																																																							
Total	Mean	Std Dev	Strongly Agree (5)	Agree (4)	Neutral (3)	Disagree (2)	Strongly Disagree (1)	Not Applicable (NA)																																															
19	3.47	0.84	1 (5.26%)	10 (52.63%)	5 (26.32%)	3 (15.79%)	0 (0.00%)	0 (0.00%)																																															
Results for SEAS, 4000-level courses																																																							
Total	Mean	Std Dev	Strongly Agree (5)	Agree (4)	Neutral (3)	Disagree (2)	Strongly Disagree (1)	Not Applicable (NA)																																															
1439	3.98	0.89	410 (28.49%)	706 (49.06%)	214 (14.87%)	80 (5.56%)	22 (1.53%)	7 (0.49%)																																															
2. The objectives of the course were clearly stated and accomplished. ~ Question Type: Likert ~ <i>contributed by Dean of the School of Engineering and Applied Science</i>	<table border="1"> <thead> <tr> <th colspan="9">Results for STS-4600-208</th> </tr> <tr> <th>Total</th> <th>Mean</th> <th>Std Dev</th> <th>Strongly Agree (5)</th> <th>Agree (4)</th> <th>Neutral (3)</th> <th>Disagree (2)</th> <th>Strongly Disagree (1)</th> <th>Not Applicable (NA)</th> </tr> </thead> <tbody> <tr> <td>19</td> <td>3.95</td> <td>0.62</td> <td>3 (15.79%)</td> <td>12 (63.16%)</td> <td>4 (21.05%)</td> <td>0 (0.00%)</td> <td>0 (0.00%)</td> <td>0 (0.00%)</td> </tr> </tbody> </table> <table border="1"> <thead> <tr> <th colspan="9">Results for SEAS, 4000-level courses</th> </tr> <tr> <th>Total</th> <th>Mean</th> <th>Std Dev</th> <th>Strongly Agree (5)</th> <th>Agree (4)</th> <th>Neutral (3)</th> <th>Disagree (2)</th> <th>Strongly Disagree (1)</th> <th>Not Applicable (NA)</th> </tr> </thead> <tbody> <tr> <td>1441</td> <td>4.13</td> <td>0.91</td> <td>556 (38.58%)</td> <td>623 (43.23%)</td> <td>162 (11.24%)</td> <td>67 (4.65%)</td> <td>24 (1.67%)</td> <td>9 (0.62%)</td> </tr> </tbody> </table>	Results for STS-4600-208									Total	Mean	Std Dev	Strongly Agree (5)	Agree (4)	Neutral (3)	Disagree (2)	Strongly Disagree (1)	Not Applicable (NA)	19	3.95	0.62	3 (15.79%)	12 (63.16%)	4 (21.05%)	0 (0.00%)	0 (0.00%)	0 (0.00%)	Results for SEAS, 4000-level courses									Total	Mean	Std Dev	Strongly Agree (5)	Agree (4)	Neutral (3)	Disagree (2)	Strongly Disagree (1)	Not Applicable (NA)	1441	4.13	0.91	556 (38.58%)	623 (43.23%)	162 (11.24%)	67 (4.65%)	24 (1.67%)	9 (0.62%)
Results for STS-4600-208																																																							
Total	Mean	Std Dev	Strongly Agree (5)	Agree (4)	Neutral (3)	Disagree (2)	Strongly Disagree (1)	Not Applicable (NA)																																															
19	3.95	0.62	3 (15.79%)	12 (63.16%)	4 (21.05%)	0 (0.00%)	0 (0.00%)	0 (0.00%)																																															
Results for SEAS, 4000-level courses																																																							
Total	Mean	Std Dev	Strongly Agree (5)	Agree (4)	Neutral (3)	Disagree (2)	Strongly Disagree (1)	Not Applicable (NA)																																															
1441	4.13	0.91	556 (38.58%)	623 (43.23%)	162 (11.24%)	67 (4.65%)	24 (1.67%)	9 (0.62%)																																															
3. There was a reasonable level of effort expected for the credit hours received. ~ Question Type: Likert ~ <i>contributed by Dean of the School of Engineering and Applied Science</i>	<table border="1"> <thead> <tr> <th colspan="9">Results for STS-4600-208</th> </tr> <tr> <th>Total</th> <th>Mean</th> <th>Std Dev</th> <th>Strongly Agree (5)</th> <th>Agree (4)</th> <th>Neutral (3)</th> <th>Disagree (2)</th> <th>Strongly Disagree (1)</th> <th>Not Applicable (NA)</th> </tr> </thead> <tbody> <tr> <td>19</td> <td>4.05</td> <td>0.71</td> <td>4 (21.05%)</td> <td>13 (68.42%)</td> <td>1 (5.26%)</td> <td>1 (5.26%)</td> <td>0 (0.00%)</td> <td>0 (0.00%)</td> </tr> </tbody> </table> <table border="1"> <thead> <tr> <th colspan="9">Results for SEAS, 4000-level courses</th> </tr> <tr> <th>Total</th> <th>Mean</th> <th>Std Dev</th> <th>Strongly Agree (5)</th> <th>Agree (4)</th> <th>Neutral (3)</th> <th>Disagree (2)</th> <th>Strongly Disagree (1)</th> <th>Not Applicable (NA)</th> </tr> </thead> <tbody> <tr> <td>1433</td> <td>4.15</td> <td>0.82</td> <td>498 (34.75%)</td> <td>722 (50.38%)</td> <td>132 (9.21%)</td> <td>55 (3.84%)</td> <td>15 (1.05%)</td> <td>11 (0.77%)</td> </tr> </tbody> </table>	Results for STS-4600-208									Total	Mean	Std Dev	Strongly Agree (5)	Agree (4)	Neutral (3)	Disagree (2)	Strongly Disagree (1)	Not Applicable (NA)	19	4.05	0.71	4 (21.05%)	13 (68.42%)	1 (5.26%)	1 (5.26%)	0 (0.00%)	0 (0.00%)	Results for SEAS, 4000-level courses									Total	Mean	Std Dev	Strongly Agree (5)	Agree (4)	Neutral (3)	Disagree (2)	Strongly Disagree (1)	Not Applicable (NA)	1433	4.15	0.82	498 (34.75%)	722 (50.38%)	132 (9.21%)	55 (3.84%)	15 (1.05%)	11 (0.77%)
Results for STS-4600-208																																																							
Total	Mean	Std Dev	Strongly Agree (5)	Agree (4)	Neutral (3)	Disagree (2)	Strongly Disagree (1)	Not Applicable (NA)																																															
19	4.05	0.71	4 (21.05%)	13 (68.42%)	1 (5.26%)	1 (5.26%)	0 (0.00%)	0 (0.00%)																																															
Results for SEAS, 4000-level courses																																																							
Total	Mean	Std Dev	Strongly Agree (5)	Agree (4)	Neutral (3)	Disagree (2)	Strongly Disagree (1)	Not Applicable (NA)																																															
1433	4.15	0.82	498 (34.75%)	722 (50.38%)	132 (9.21%)	55 (3.84%)	15 (1.05%)	11 (0.77%)																																															

~ QUESTIONS AND DETAILS ~

~ ANSWER MATRICES ~

4. The homework assignments helped me learn the subject matter.

Question Type: Likert

contributed by Dean of the School of Engineering and Applied Science

Results for STS-4600-208								
Total	Mean	Std Dev	Strongly Agree (5)	Agree (4)	Neutral (3)	Disagree (2)	Strongly Disagree (1)	Not Applicable (NA)
19	3.37	1.01	2 (10.53%)	7 (36.84%)	7 (36.84%)	2 (10.53%)	1 (5.26%)	0 (0.00%)

Results for SEAS, 4000-level courses								
Total	Mean	Std Dev	Strongly Agree (5)	Agree (4)	Neutral (3)	Disagree (2)	Strongly Disagree (1)	Not Applicable (NA)
1434	3.92	1.05	413 (28.80%)	546 (38.08%)	171 (11.92%)	96 (6.69%)	51 (3.56%)	157 (10.95%)

5. The textbook increased my understanding of the material.

Question Type: Likert

contributed by Dean of the School of Engineering and Applied Science

Results for STS-4600-208								
Total	Mean	Std Dev	Strongly Agree (5)	Agree (4)	Neutral (3)	Disagree (2)	Strongly Disagree (1)	Not Applicable (NA)
18	3.50	0.71	0 (0.00%)	1 (5.56%)	1 (5.56%)	0 (0.00%)	0 (0.00%)	16 (88.89%)

Results for SEAS, 4000-level courses								
Total	Mean	Std Dev	Strongly Agree (5)	Agree (4)	Neutral (3)	Disagree (2)	Strongly Disagree (1)	Not Applicable (NA)
1435	3.76	1.08	233 (16.24%)	337 (23.48%)	191 (13.31%)	63 (4.39%)	42 (2.93%)	569 (39.65%)

6. The course material was well organized and developed.

Question Type: Likert

contributed by Dean of the School of Engineering and Applied Science

Results for STS-4600-208, Voss, M. Joel								
Total	Mean	Std Dev	Strongly Agree (5)	Agree (4)	Neutral (3)	Disagree (2)	Strongly Disagree (1)	Not Applicable (NA)
19	4.32	0.58	7 (36.84%)	11 (57.89%)	1 (5.26%)	0 (0.00%)	0 (0.00%)	0 (0.00%)

Results for SEAS, 4000-level courses								
Total	Mean	Std Dev	Strongly Agree (5)	Agree (4)	Neutral (3)	Disagree (2)	Strongly Disagree (1)	Not Applicable (NA)
1575	4.08	1.01	638 (40.51%)	591 (37.52%)	177 (11.24%)	108 (6.86%)	38 (2.41%)	23 (1.46%)

7. The instructor was knowledgeable about the subject matter.

Question Type: Likert

contributed by Dean of the School of Engineering and Applied Science

Results for STS-4600-208, Voss, M. Joel								
Total	Mean	Std Dev	Strongly Agree (5)	Agree (4)	Neutral (3)	Disagree (2)	Strongly Disagree (1)	Not Applicable (NA)
19	4.68	0.48	13 (68.42%)	6 (31.58%)	0 (0.00%)	0 (0.00%)	0 (0.00%)	0 (0.00%)

Results for SEAS, 4000-level courses								
Total	Mean	Std Dev	Strongly Agree (5)	Agree (4)	Neutral (3)	Disagree (2)	Strongly Disagree (1)	Not Applicable (NA)
1572	4.54	0.69	977 (62.15%)	488 (31.04%)	66 (4.20%)	23 (1.46%)	7 (0.45%)	11 (0.70%)

8. The instructor was well prepared for class.

Question Type: Likert

contributed by Dean of the School of Engineering and Applied Science

Results for STS-4600-208, Voss, M. Joel								
Total	Mean	Std Dev	Strongly Agree (5)	Agree (4)	Neutral (3)	Disagree (2)	Strongly Disagree (1)	Not Applicable (NA)
19	4.58	0.51	11 (57.89%)	8 (42.11%)	0 (0.00%)	0 (0.00%)	0 (0.00%)	0 (0.00%)

Results for SEAS, 4000-level courses								
Total	Mean	Std Dev	Strongly Agree (5)	Agree (4)	Neutral (3)	Disagree (2)	Strongly Disagree (1)	Not Applicable (NA)
1579	4.32	0.82	764 (48.39%)	591 (37.43%)	127 (8.04%)	52 (3.29%)	11 (0.70%)	34 (2.15%)

~ QUESTIONS AND DETAILS ~

~ ANSWER MATRICES ~

9. The instructor (not Teaching Assistants) was accessible for individual assistance.

Question Type: Likert

contributed by Dean of the School of Engineering and Applied Science

Results for STS-4600-208, Voss, M. Joel								
Total	Mean	Std Dev	Strongly Agree (5)	Agree (4)	Neutral (3)	Disagree (2)	Strongly Disagree (1)	Not Applicable (NA)
18	4.76	0.44	13 (72.22%)	4 (22.22%)	0 (0.00%)	0 (0.00%)	0 (0.00%)	1 (5.56%)

Results for SEAS, 4000-level courses								
Total	Mean	Std Dev	Strongly Agree (5)	Agree (4)	Neutral (3)	Disagree (2)	Strongly Disagree (1)	Not Applicable (NA)
1569	4.31	0.83	718 (45.76%)	522 (33.27%)	165 (10.52%)	33 (2.10%)	14 (0.89%)	117 (7.46%)

10. The grading policy was fair.

Question Type: Likert

contributed by Dean of the School of Engineering and Applied Science

Results for STS-4600-208, Voss, M. Joel								
Total	Mean	Std Dev	Strongly Agree (5)	Agree (4)	Neutral (3)	Disagree (2)	Strongly Disagree (1)	Not Applicable (NA)
19	3.89	0.99	6 (31.58%)	7 (36.84%)	4 (21.05%)	2 (10.53%)	0 (0.00%)	0 (0.00%)

Results for SEAS, 4000-level courses								
Total	Mean	Std Dev	Strongly Agree (5)	Agree (4)	Neutral (3)	Disagree (2)	Strongly Disagree (1)	Not Applicable (NA)
1571	4.20	0.86	623 (39.66%)	628 (39.97%)	164 (10.44%)	52 (3.31%)	17 (1.08%)	87 (5.54%)

11. The instructor responded adequately to in-class questions.

Question Type: Likert

contributed by Dean of the School of Engineering and Applied Science

Results for STS-4600-208, Voss, M. Joel								
Total	Mean	Std Dev	Strongly Agree (5)	Agree (4)	Neutral (3)	Disagree (2)	Strongly Disagree (1)	Not Applicable (NA)
19	4.47	0.51	9 (47.37%)	10 (52.63%)	0 (0.00%)	0 (0.00%)	0 (0.00%)	0 (0.00%)

Results for SEAS, 4000-level courses								
Total	Mean	Std Dev	Strongly Agree (5)	Agree (4)	Neutral (3)	Disagree (2)	Strongly Disagree (1)	Not Applicable (NA)
1572	4.37	0.78	773 (49.17%)	604 (38.42%)	97 (6.17%)	45 (2.86%)	9 (0.57%)	44 (2.80%)

12. As a teacher, this instructor was better than most others in this School.

Question Type: Likert

contributed by Dean of the School of Engineering and Applied Science

Results for STS-4600-208, Voss, M. Joel								
Total	Mean	Std Dev	Strongly Agree (5)	Agree (4)	Neutral (3)	Disagree (2)	Strongly Disagree (1)	Not Applicable (NA)
19	4.32	0.89	10 (52.63%)	6 (31.58%)	2 (10.53%)	1 (5.26%)	0 (0.00%)	0 (0.00%)

Results for SEAS, 4000-level courses								
Total	Mean	Std Dev	Strongly Agree (5)	Agree (4)	Neutral (3)	Disagree (2)	Strongly Disagree (1)	Not Applicable (NA)
1572	3.96	1.09	615 (39.12%)	478 (30.41%)	286 (18.19%)	117 (7.44%)	53 (3.37%)	23 (1.46%)

13. The average number of hours per week I spent outside of class preparing for this course was:

Question Type: Multiple Choice

contributed by Office of the Provost

Results for STS-4600-208					
Total	Less than 1 (NA)	1 - 3 (NA)	4 - 6 (NA)	7 - 9 (NA)	10 or more (NA)
19	0 (0.00%)	13 (68.42%)	5 (26.32%)	1 (5.26%)	0 (0.00%)

Results for SEAS, 4000-level courses					
Total	Less than 1 (NA)	1 - 3 (NA)	4 - 6 (NA)	7 - 9 (NA)	10 or more (NA)
1438	70 (4.87%)	611 (42.49%)	527 (36.65%)	132 (9.18%)	98 (6.82%)

~ QUESTIONS AND DETAILS ~

~ ANSWER MATRICES ~

14. I learned a great deal in this course.

Question Type: Likert
 ~
 contributed by Office of the Provost

Results for STS-4600-208							
Total	Mean	Std Dev	Strongly Agree (5)	Agree (4)	Neutral (3)	Disagree (2)	Strongly Disagree (1)
19	3.47	1.02	2 (10.53%)	9 (47.37%)	5 (26.32%)	2 (10.53%)	1 (5.26%)

Results for SEAS, 4000-level courses							
Total	Mean	Std Dev	Strongly Agree (5)	Agree (4)	Neutral (3)	Disagree (2)	Strongly Disagree (1)
1431	4.06	1.00	547 (38.23%)	594 (41.51%)	169 (11.81%)	76 (5.31%)	45 (3.14%)

15. Overall, this was a worthwhile course.

Question Type: Likert
 ~
 contributed by Office of the Provost

Results for STS-4600-208							
Total	Mean	Std Dev	Strongly Agree (5)	Agree (4)	Neutral (3)	Disagree (2)	Strongly Disagree (1)
19	3.63	1.01	3 (15.79%)	9 (47.37%)	5 (26.32%)	1 (5.26%)	1 (5.26%)

Results for SEAS, 4000-level courses							
Total	Mean	Std Dev	Strongly Agree (5)	Agree (4)	Neutral (3)	Disagree (2)	Strongly Disagree (1)
1435	4.13	1.01	624 (43.48%)	544 (37.91%)	144 (10.03%)	75 (5.23%)	48 (3.34%)

16. The course's goals and requirements were defined and adhered to by the instructor.

Question Type: Likert
 ~
 contributed by Office of the Provost

Results for STS-4600-208, Voss, M. Joel							
Total	Mean	Std Dev	Strongly Agree (5)	Agree (4)	Neutral (3)	Disagree (2)	Strongly Disagree (1)
19	4.37	0.50	7 (36.84%)	12 (63.16%)	0 (0.00%)	0 (0.00%)	0 (0.00%)

Results for SEAS, 4000-level courses							
Total	Mean	Std Dev	Strongly Agree (5)	Agree (4)	Neutral (3)	Disagree (2)	Strongly Disagree (1)
1557	4.21	0.80	620 (39.82%)	719 (46.18%)	160 (10.28%)	48 (3.08%)	10 (0.64%)

17. The instructor was approachable and made himself/herself available to students outside the classroom.

Question Type: Likert
 ~
 contributed by Office of the Provost

Results for STS-4600-208, Voss, M. Joel							
Total	Mean	Std Dev	Strongly Agree (5)	Agree (4)	Neutral (3)	Disagree (2)	Strongly Disagree (1)
19	4.68	0.48	13 (68.42%)	6 (31.58%)	0 (0.00%)	0 (0.00%)	0 (0.00%)

Results for SEAS, 4000-level courses							
Total	Mean	Std Dev	Strongly Agree (5)	Agree (4)	Neutral (3)	Disagree (2)	Strongly Disagree (1)
1569	4.26	0.82	723 (46.08%)	595 (37.92%)	206 (13.13%)	33 (2.10%)	12 (0.76%)

18. Overall, the instructor was an effective teacher.

Question Type: Likert
 ~
 contributed by Office of the Provost

Results for STS-4600-208, Voss, M. Joel							
Total	Mean	Std Dev	Strongly Agree (5)	Agree (4)	Neutral (3)	Disagree (2)	Strongly Disagree (1)
19	4.47	0.61	10 (52.63%)	8 (42.11%)	1 (5.26%)	0 (0.00%)	0 (0.00%)

Results for SEAS, 4000-level courses							
Total	Mean	Std Dev	Strongly Agree (5)	Agree (4)	Neutral (3)	Disagree (2)	Strongly Disagree (1)
1573	4.18	0.95	703 (44.69%)	593 (37.70%)	173 (11.00%)	71 (4.51%)	33 (2.10%)

~ QUESTIONS AND DETAILS ~

~ ANSWER MATRICES ~

19. Please make any overall comments or observations about this course:

~
Question Type: Short Answer

~
contributed by Office of the Provost

Results for STS-4600-208

Total	Individual Answers
15	See below for Individual Results

Joel was the best TA I have ever had in my undergraduate career. He made a boring class interesting and pushed me to question my own beliefs about torture. I found myself having discussions that we had started in class with people outside of class because they were so interesting. Anyone would be lucky to have such a great TA.

Joel was a fabulous TA. I felt bad for him with how much confusion there was in the department that he had to deal with, but he was a really good TA. He was challenging, yet laid back, and he did a great job of getting us motivated to learn the concepts. I really enjoyed discussion, and actually did not miss a single one!

Professor Voss made the material interesting. His discussion course was much better than the lecture section, and I feel like I learned a great deal more during the discussion than during lecture. I also liked that he was funny--it lightened the mood in the class and helped everyone to enjoy class more. I particularly liked the fishing exercise we did to learn about the commons; it gave us a hands on way to more clearly see the effects of our energy consumption.

Joel was great! Awesome TA, that's why I took you again for the second semester. Some things though: in the future, try to provide more feedback on our assignments; it didn't really help to get zero to maybe 3-4 corrections. I know you're busy, but it would help our papers more...be more specific. Although that may be wrong because looking at our paper on the whole did help too. Also, I really liked how discussions were varied: sometimes we had debates, sometimes we had discussions. It was fun. I wish I knew which days not to do the readings though, cause sometimes we did things that have little to nothing to do with the readings (although they helped cover the general idea of what they were about).

In contrast to the lecture professors, Joel Voss was a very good TA. He did a great job making lectures fun and interesting. He also allowed all opinions to be voiced during discussions without interfering. He was very easy to meet up with outside of class and always responded to e-mails promptly. The only complaint I would have is that I felt like blanket B+/B grades were being given out, even when some students would put in much more work than others. Other than that, I really liked Voss and thought he was a great TA.

I do not blame Joel for the painful inadequacies of this course. The TA was responsible for too many students to provide adequate feedback on any writing assignment. I feel that this course has not markedly improved my research, writing, or analytical skills. It is unbelievable that the University boasts about the SEAS undergraduate thesis project. I'm disappointed.

it was refreshing having an individual with a background other than engineering/sts lead this discussion. joel is very knowledgeable and puts a different spin on things.

I've had many TAs and Joel is one of the most engaging TAs I've ever had. He also seems to have very high expectations for his students which is good and bad. Also as a TA, he seems to put much more work into his lecture plan than most TAs, myself included.

To promote class discussion, maybe assign sections of the reading before class, that way people have something to prepare and won't sit there in silence. Of course then they won't read the rest of the paper, but they could provide analysis after the fact. For the writing assignments, let us know you would rather prefer creative answers and are less strict on the requirements, if that's true that is... Or just assign other prompts so they're not as boring

Joel is by far my favorite TA that I've had during my time at UVA. He's very knowledgeable on the subjects he teaches, and comes up with interesting ways of learning the material. Instead of doing a normal boring round-table discussion every week, Joel found ways to spice it up and keep his classes interesting. He is very reachable, and is always willing to help.

We <3 Joel

Most fun class of the day; great discussions about generally interesting topics

Discussion sections were interesting and structured in a way that engaged most people in the class!

Although I did not like the subject and most of the readings assigned by the course, Joel Voss did a great job of making the most out of the subject matter. He made the class interesting by leading good discussions among the students and I really appreciate how he pushed us to think outside of our comfort zone and really cared about us as people and not just as students.

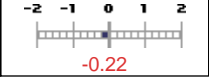
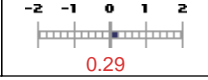
I really enjoyed discussion with Joel. He is probably the best discussion TA I have had at my time at UVA. I looked forward to class because of Joel's ability to engage us in the topic but also bring in his outside knowledge to add to the discussion.

STS 4600-205 Eng Ethics Prof Responsibility - Spring 2011

ENGR (36889)

INSTRUCTORS: Voss, M. Joel (mjv3h)

Respondents: 21 / Enrollment: 22

Summary: STS 4600-205 Eng Ethics Prof Responsibility - Spring 2011 (36889)	
<p>Overall Course Rating</p> <p>STS-4600-205 Mean 3.80 STS-4600-205 Std Dev 0.88 STS-4600-205 Response Count 105</p>	<p>Overall Instructor Rating</p> <p>INSTRUCTOR: Voss, M. Joel Mean 4.51 Std Dev 0.58 Response Count 147</p>
<p>Difference from Category Mean, Expressed in Category Standard Deviations</p> 	<p>Difference from Category Mean, Expressed in Category Standard Deviations</p> 
<p>SEAS, 4000-level courses Mean 4.01 SEAS, 4000-level courses Std Dev 0.95 SEAS, 4000-level courses Response Count 7182</p>	<p>SEAS, 4000-level courses Mean 4.25 SEAS, 4000-level courses Std Dev 0.90 SEAS, 4000-level courses Response Count 11010</p>

~ QUESTIONS AND DETAILS ~	~ ANSWER MATRICES ~																																																						
<p>1. The subject matter was challenging.</p> <p style="text-align: center;">~ Question Type: Likert ~</p> <p style="text-align: center;"><i>contributed by Dean of the School of Engineering and Applied Science</i></p>	<table border="1" style="width: 100%; border-collapse: collapse;"> <tr style="background-color: #1a3a7a; color: white;"> <th colspan="9">Results for STS-4600-205</th> </tr> <tr> <th>Total</th> <th>Mean</th> <th>Std Dev</th> <th>Strongly Agree (5)</th> <th>Agree (4)</th> <th>Neutral (3)</th> <th>Disagree (2)</th> <th>Strongly Disagree (1)</th> <th>Not Applicable (NA)</th> </tr> <tr> <td>21</td> <td>3.86</td> <td>0.73</td> <td>3 (14.29%)</td> <td>13 (61.90%)</td> <td>4 (19.05%)</td> <td>1 (4.76%)</td> <td>0 (0.00%)</td> <td>0 (0.00%)</td> </tr> </table> <table border="1" style="width: 100%; border-collapse: collapse;"> <tr style="background-color: #d9ead3;"> <th colspan="9">Results for SEAS, 4000-level courses</th> </tr> <tr> <th>Total</th> <th>Mean</th> <th>Std Dev</th> <th>Strongly Agree (5)</th> <th>Agree (4)</th> <th>Neutral (3)</th> <th>Disagree (2)</th> <th>Strongly Disagree (1)</th> <th>Not Applicable (NA)</th> </tr> <tr> <td>1439</td> <td>3.98</td> <td>0.89</td> <td>410 (28.49%)</td> <td>706 (49.06%)</td> <td>214 (14.87%)</td> <td>80 (5.56%)</td> <td>22 (1.53%)</td> <td>7 (0.49%)</td> </tr> </table>	Results for STS-4600-205									Total	Mean	Std Dev	Strongly Agree (5)	Agree (4)	Neutral (3)	Disagree (2)	Strongly Disagree (1)	Not Applicable (NA)	21	3.86	0.73	3 (14.29%)	13 (61.90%)	4 (19.05%)	1 (4.76%)	0 (0.00%)	0 (0.00%)	Results for SEAS, 4000-level courses									Total	Mean	Std Dev	Strongly Agree (5)	Agree (4)	Neutral (3)	Disagree (2)	Strongly Disagree (1)	Not Applicable (NA)	1439	3.98	0.89	410 (28.49%)	706 (49.06%)	214 (14.87%)	80 (5.56%)	22 (1.53%)	7 (0.49%)
Results for STS-4600-205																																																							
Total	Mean	Std Dev	Strongly Agree (5)	Agree (4)	Neutral (3)	Disagree (2)	Strongly Disagree (1)	Not Applicable (NA)																																															
21	3.86	0.73	3 (14.29%)	13 (61.90%)	4 (19.05%)	1 (4.76%)	0 (0.00%)	0 (0.00%)																																															
Results for SEAS, 4000-level courses																																																							
Total	Mean	Std Dev	Strongly Agree (5)	Agree (4)	Neutral (3)	Disagree (2)	Strongly Disagree (1)	Not Applicable (NA)																																															
1439	3.98	0.89	410 (28.49%)	706 (49.06%)	214 (14.87%)	80 (5.56%)	22 (1.53%)	7 (0.49%)																																															
<p>2. The objectives of the course were clearly stated and accomplished.</p> <p style="text-align: center;">~ Question Type: Likert ~</p> <p style="text-align: center;"><i>contributed by Dean of the School of Engineering and Applied Science</i></p>	<table border="1" style="width: 100%; border-collapse: collapse;"> <tr style="background-color: #1a3a7a; color: white;"> <th colspan="9">Results for STS-4600-205</th> </tr> <tr> <th>Total</th> <th>Mean</th> <th>Std Dev</th> <th>Strongly Agree (5)</th> <th>Agree (4)</th> <th>Neutral (3)</th> <th>Disagree (2)</th> <th>Strongly Disagree (1)</th> <th>Not Applicable (NA)</th> </tr> <tr> <td>21</td> <td>4.00</td> <td>0.71</td> <td>4 (19.05%)</td> <td>14 (66.67%)</td> <td>2 (9.52%)</td> <td>1 (4.76%)</td> <td>0 (0.00%)</td> <td>0 (0.00%)</td> </tr> </table> <table border="1" style="width: 100%; border-collapse: collapse;"> <tr style="background-color: #d9ead3;"> <th colspan="9">Results for SEAS, 4000-level courses</th> </tr> <tr> <th>Total</th> <th>Mean</th> <th>Std Dev</th> <th>Strongly Agree (5)</th> <th>Agree (4)</th> <th>Neutral (3)</th> <th>Disagree (2)</th> <th>Strongly Disagree (1)</th> <th>Not Applicable (NA)</th> </tr> <tr> <td>1441</td> <td>4.13</td> <td>0.91</td> <td>556 (38.58%)</td> <td>623 (43.23%)</td> <td>162 (11.24%)</td> <td>67 (4.65%)</td> <td>24 (1.67%)</td> <td>9 (0.62%)</td> </tr> </table>	Results for STS-4600-205									Total	Mean	Std Dev	Strongly Agree (5)	Agree (4)	Neutral (3)	Disagree (2)	Strongly Disagree (1)	Not Applicable (NA)	21	4.00	0.71	4 (19.05%)	14 (66.67%)	2 (9.52%)	1 (4.76%)	0 (0.00%)	0 (0.00%)	Results for SEAS, 4000-level courses									Total	Mean	Std Dev	Strongly Agree (5)	Agree (4)	Neutral (3)	Disagree (2)	Strongly Disagree (1)	Not Applicable (NA)	1441	4.13	0.91	556 (38.58%)	623 (43.23%)	162 (11.24%)	67 (4.65%)	24 (1.67%)	9 (0.62%)
Results for STS-4600-205																																																							
Total	Mean	Std Dev	Strongly Agree (5)	Agree (4)	Neutral (3)	Disagree (2)	Strongly Disagree (1)	Not Applicable (NA)																																															
21	4.00	0.71	4 (19.05%)	14 (66.67%)	2 (9.52%)	1 (4.76%)	0 (0.00%)	0 (0.00%)																																															
Results for SEAS, 4000-level courses																																																							
Total	Mean	Std Dev	Strongly Agree (5)	Agree (4)	Neutral (3)	Disagree (2)	Strongly Disagree (1)	Not Applicable (NA)																																															
1441	4.13	0.91	556 (38.58%)	623 (43.23%)	162 (11.24%)	67 (4.65%)	24 (1.67%)	9 (0.62%)																																															
<p>3. There was a reasonable level of effort expected for the credit hours received.</p> <p style="text-align: center;">~ Question Type: Likert ~</p> <p style="text-align: center;"><i>contributed by Dean of the School of Engineering and Applied Science</i></p>	<table border="1" style="width: 100%; border-collapse: collapse;"> <tr style="background-color: #1a3a7a; color: white;"> <th colspan="9">Results for STS-4600-205</th> </tr> <tr> <th>Total</th> <th>Mean</th> <th>Std Dev</th> <th>Strongly Agree (5)</th> <th>Agree (4)</th> <th>Neutral (3)</th> <th>Disagree (2)</th> <th>Strongly Disagree (1)</th> <th>Not Applicable (NA)</th> </tr> <tr> <td>21</td> <td>4.14</td> <td>0.57</td> <td>5 (23.81%)</td> <td>14 (66.67%)</td> <td>2 (9.52%)</td> <td>0 (0.00%)</td> <td>0 (0.00%)</td> <td>0 (0.00%)</td> </tr> </table> <table border="1" style="width: 100%; border-collapse: collapse;"> <tr style="background-color: #d9ead3;"> <th colspan="9">Results for SEAS, 4000-level courses</th> </tr> <tr> <th>Total</th> <th>Mean</th> <th>Std Dev</th> <th>Strongly Agree (5)</th> <th>Agree (4)</th> <th>Neutral (3)</th> <th>Disagree (2)</th> <th>Strongly Disagree (1)</th> <th>Not Applicable (NA)</th> </tr> <tr> <td>1433</td> <td>4.15</td> <td>0.82</td> <td>498 (34.75%)</td> <td>722 (50.38%)</td> <td>132 (9.21%)</td> <td>55 (3.84%)</td> <td>15 (1.05%)</td> <td>11 (0.77%)</td> </tr> </table>	Results for STS-4600-205									Total	Mean	Std Dev	Strongly Agree (5)	Agree (4)	Neutral (3)	Disagree (2)	Strongly Disagree (1)	Not Applicable (NA)	21	4.14	0.57	5 (23.81%)	14 (66.67%)	2 (9.52%)	0 (0.00%)	0 (0.00%)	0 (0.00%)	Results for SEAS, 4000-level courses									Total	Mean	Std Dev	Strongly Agree (5)	Agree (4)	Neutral (3)	Disagree (2)	Strongly Disagree (1)	Not Applicable (NA)	1433	4.15	0.82	498 (34.75%)	722 (50.38%)	132 (9.21%)	55 (3.84%)	15 (1.05%)	11 (0.77%)
Results for STS-4600-205																																																							
Total	Mean	Std Dev	Strongly Agree (5)	Agree (4)	Neutral (3)	Disagree (2)	Strongly Disagree (1)	Not Applicable (NA)																																															
21	4.14	0.57	5 (23.81%)	14 (66.67%)	2 (9.52%)	0 (0.00%)	0 (0.00%)	0 (0.00%)																																															
Results for SEAS, 4000-level courses																																																							
Total	Mean	Std Dev	Strongly Agree (5)	Agree (4)	Neutral (3)	Disagree (2)	Strongly Disagree (1)	Not Applicable (NA)																																															
1433	4.15	0.82	498 (34.75%)	722 (50.38%)	132 (9.21%)	55 (3.84%)	15 (1.05%)	11 (0.77%)																																															

~ QUESTIONS AND DETAILS ~

~ ANSWER MATRICES ~

4. The homework assignments helped me learn the subject matter.

Question Type: Likert

contributed by Dean of the School of Engineering and Applied Science

Results for STS-4600-205								
Total	Mean	Std Dev	Strongly Agree (5)	Agree (4)	Neutral (3)	Disagree (2)	Strongly Disagree (1)	Not Applicable (NA)
21	3.29	1.15	2 (9.52%)	9 (42.86%)	5 (23.81%)	3 (14.29%)	2 (9.52%)	0 (0.00%)

Results for SEAS, 4000-level courses								
Total	Mean	Std Dev	Strongly Agree (5)	Agree (4)	Neutral (3)	Disagree (2)	Strongly Disagree (1)	Not Applicable (NA)
1434	3.92	1.05	413 (28.80%)	546 (38.08%)	171 (11.92%)	96 (6.69%)	51 (3.56%)	157 (10.95%)

5. The textbook increased my understanding of the material.

Question Type: Likert

contributed by Dean of the School of Engineering and Applied Science

Results for STS-4600-205								
Total	Mean	Std Dev	Strongly Agree (5)	Agree (4)	Neutral (3)	Disagree (2)	Strongly Disagree (1)	Not Applicable (NA)
21	3.56	1.01	2 (9.52%)	2 (9.52%)	4 (19.05%)	1 (4.76%)	0 (0.00%)	12 (57.14%)

Results for SEAS, 4000-level courses								
Total	Mean	Std Dev	Strongly Agree (5)	Agree (4)	Neutral (3)	Disagree (2)	Strongly Disagree (1)	Not Applicable (NA)
1435	3.76	1.08	233 (16.24%)	337 (23.48%)	191 (13.31%)	63 (4.39%)	42 (2.93%)	569 (39.65%)

6. The course material was well organized and developed.

Question Type: Likert

contributed by Dean of the School of Engineering and Applied Science

Results for STS-4600-205, Voss, M. Joel								
Total	Mean	Std Dev	Strongly Agree (5)	Agree (4)	Neutral (3)	Disagree (2)	Strongly Disagree (1)	Not Applicable (NA)
21	4.38	0.59	9 (42.86%)	11 (52.38%)	1 (4.76%)	0 (0.00%)	0 (0.00%)	0 (0.00%)

Results for SEAS, 4000-level courses								
Total	Mean	Std Dev	Strongly Agree (5)	Agree (4)	Neutral (3)	Disagree (2)	Strongly Disagree (1)	Not Applicable (NA)
1575	4.08	1.01	638 (40.51%)	591 (37.52%)	177 (11.24%)	108 (6.86%)	38 (2.41%)	23 (1.46%)

7. The instructor was knowledgeable about the subject matter.

Question Type: Likert

contributed by Dean of the School of Engineering and Applied Science

Results for STS-4600-205, Voss, M. Joel								
Total	Mean	Std Dev	Strongly Agree (5)	Agree (4)	Neutral (3)	Disagree (2)	Strongly Disagree (1)	Not Applicable (NA)
21	4.57	0.51	12 (57.14%)	9 (42.86%)	0 (0.00%)	0 (0.00%)	0 (0.00%)	0 (0.00%)

Results for SEAS, 4000-level courses								
Total	Mean	Std Dev	Strongly Agree (5)	Agree (4)	Neutral (3)	Disagree (2)	Strongly Disagree (1)	Not Applicable (NA)
1572	4.54	0.69	977 (62.15%)	488 (31.04%)	66 (4.20%)	23 (1.46%)	7 (0.45%)	11 (0.70%)

8. The instructor was well prepared for class.

Question Type: Likert

contributed by Dean of the School of Engineering and Applied Science

Results for STS-4600-205, Voss, M. Joel								
Total	Mean	Std Dev	Strongly Agree (5)	Agree (4)	Neutral (3)	Disagree (2)	Strongly Disagree (1)	Not Applicable (NA)
21	4.43	0.60	10 (47.62%)	10 (47.62%)	1 (4.76%)	0 (0.00%)	0 (0.00%)	0 (0.00%)

Results for SEAS, 4000-level courses								
Total	Mean	Std Dev	Strongly Agree (5)	Agree (4)	Neutral (3)	Disagree (2)	Strongly Disagree (1)	Not Applicable (NA)
1579	4.32	0.82	764 (48.39%)	591 (37.43%)	127 (8.04%)	52 (3.29%)	11 (0.70%)	34 (2.15%)

~ QUESTIONS AND DETAILS ~

~ ANSWER MATRICES ~

9. The instructor (not Teaching Assistants) was accessible for individual assistance.

Question Type: Likert

contributed by Dean of the School of Engineering and Applied Science

Results for STS-4600-205, Voss, M. Joel								
Total	Mean	Std Dev	Strongly Agree (5)	Agree (4)	Neutral (3)	Disagree (2)	Strongly Disagree (1)	Not Applicable (NA)
21	4.50	0.61	11 (52.38%)	8 (38.10%)	1 (4.76%)	0 (0.00%)	0 (0.00%)	1 (4.76%)

Results for SEAS, 4000-level courses								
Total	Mean	Std Dev	Strongly Agree (5)	Agree (4)	Neutral (3)	Disagree (2)	Strongly Disagree (1)	Not Applicable (NA)
1569	4.31	0.83	718 (45.76%)	522 (33.27%)	165 (10.52%)	33 (2.10%)	14 (0.89%)	117 (7.46%)

10. The grading policy was fair.

Question Type: Likert

contributed by Dean of the School of Engineering and Applied Science

Results for STS-4600-205, Voss, M. Joel								
Total	Mean	Std Dev	Strongly Agree (5)	Agree (4)	Neutral (3)	Disagree (2)	Strongly Disagree (1)	Not Applicable (NA)
21	4.50	0.61	11 (52.38%)	8 (38.10%)	1 (4.76%)	0 (0.00%)	0 (0.00%)	1 (4.76%)

Results for SEAS, 4000-level courses								
Total	Mean	Std Dev	Strongly Agree (5)	Agree (4)	Neutral (3)	Disagree (2)	Strongly Disagree (1)	Not Applicable (NA)
1571	4.20	0.86	623 (39.66%)	628 (39.97%)	164 (10.44%)	52 (3.31%)	17 (1.08%)	87 (5.54%)

11. The instructor responded adequately to in-class questions.

Question Type: Likert

contributed by Dean of the School of Engineering and Applied Science

Results for STS-4600-205, Voss, M. Joel								
Total	Mean	Std Dev	Strongly Agree (5)	Agree (4)	Neutral (3)	Disagree (2)	Strongly Disagree (1)	Not Applicable (NA)
21	4.67	0.48	14 (66.67%)	7 (33.33%)	0 (0.00%)	0 (0.00%)	0 (0.00%)	0 (0.00%)

Results for SEAS, 4000-level courses								
Total	Mean	Std Dev	Strongly Agree (5)	Agree (4)	Neutral (3)	Disagree (2)	Strongly Disagree (1)	Not Applicable (NA)
1572	4.37	0.78	773 (49.17%)	604 (38.42%)	97 (6.17%)	45 (2.86%)	9 (0.57%)	44 (2.80%)

12. As a teacher, this instructor was better than most others in this School.

Question Type: Likert

contributed by Dean of the School of Engineering and Applied Science

Results for STS-4600-205, Voss, M. Joel								
Total	Mean	Std Dev	Strongly Agree (5)	Agree (4)	Neutral (3)	Disagree (2)	Strongly Disagree (1)	Not Applicable (NA)
21	4.52	0.68	13 (61.90%)	6 (28.57%)	2 (9.52%)	0 (0.00%)	0 (0.00%)	0 (0.00%)

Results for SEAS, 4000-level courses								
Total	Mean	Std Dev	Strongly Agree (5)	Agree (4)	Neutral (3)	Disagree (2)	Strongly Disagree (1)	Not Applicable (NA)
1572	3.96	1.09	615 (39.12%)	478 (30.41%)	286 (18.19%)	117 (7.44%)	53 (3.37%)	23 (1.46%)

13. The average number of hours per week I spent outside of class preparing for this course was:

Question Type: Multiple Choice

contributed by Office of the Provost

Results for STS-4600-205					
Total	Less than 1 (NA)	1 - 3 (NA)	4 - 6 (NA)	7 - 9 (NA)	10 or more (NA)
21	1 (4.76%)	11 (52.38%)	6 (28.57%)	3 (14.29%)	0 (0.00%)

Results for SEAS, 4000-level courses					
Total	Less than 1 (NA)	1 - 3 (NA)	4 - 6 (NA)	7 - 9 (NA)	10 or more (NA)
1438	70 (4.87%)	611 (42.49%)	527 (36.65%)	132 (9.18%)	98 (6.82%)

~ QUESTIONS AND DETAILS ~

~ ANSWER MATRICES ~

14. I learned a great deal in this course.

Question Type: Likert
 ~
 contributed by Office of the Provost

Results for STS-4600-205							
Total	Mean	Std Dev	Strongly Agree (5)	Agree (4)	Neutral (3)	Disagree (2)	Strongly Disagree (1)
20	3.80	0.83	3 (15.00%)	12 (60.00%)	3 (15.00%)	2 (10.00%)	0 (0.00%)

Results for SEAS, 4000-level courses							
Total	Mean	Std Dev	Strongly Agree (5)	Agree (4)	Neutral (3)	Disagree (2)	Strongly Disagree (1)
1431	4.06	1.00	547 (38.23%)	594 (41.51%)	169 (11.81%)	76 (5.31%)	45 (3.14%)

15. Overall, this was a worthwhile course.

Question Type: Likert
 ~
 contributed by Office of the Provost

Results for STS-4600-205							
Total	Mean	Std Dev	Strongly Agree (5)	Agree (4)	Neutral (3)	Disagree (2)	Strongly Disagree (1)
21	3.76	0.83	3 (14.29%)	12 (57.14%)	4 (19.05%)	2 (9.52%)	0 (0.00%)

Results for SEAS, 4000-level courses							
Total	Mean	Std Dev	Strongly Agree (5)	Agree (4)	Neutral (3)	Disagree (2)	Strongly Disagree (1)
1435	4.13	1.01	624 (43.48%)	544 (37.91%)	144 (10.03%)	75 (5.23%)	48 (3.34%)

16. The course's goals and requirements were defined and adhered to by the instructor.

Question Type: Likert
 ~
 contributed by Office of the Provost

Results for STS-4600-205, Voss, M. Joel							
Total	Mean	Std Dev	Strongly Agree (5)	Agree (4)	Neutral (3)	Disagree (2)	Strongly Disagree (1)
21	4.33	0.66	9 (42.86%)	10 (47.62%)	2 (9.52%)	0 (0.00%)	0 (0.00%)

Results for SEAS, 4000-level courses							
Total	Mean	Std Dev	Strongly Agree (5)	Agree (4)	Neutral (3)	Disagree (2)	Strongly Disagree (1)
1557	4.21	0.80	620 (39.82%)	719 (46.18%)	160 (10.28%)	48 (3.08%)	10 (0.64%)

17. The instructor was approachable and made himself/herself available to students outside the classroom.

Question Type: Likert
 ~
 contributed by Office of the Provost

Results for STS-4600-205, Voss, M. Joel							
Total	Mean	Std Dev	Strongly Agree (5)	Agree (4)	Neutral (3)	Disagree (2)	Strongly Disagree (1)
20	4.55	0.60	12 (60.00%)	7 (35.00%)	1 (5.00%)	0 (0.00%)	0 (0.00%)

Results for SEAS, 4000-level courses							
Total	Mean	Std Dev	Strongly Agree (5)	Agree (4)	Neutral (3)	Disagree (2)	Strongly Disagree (1)
1569	4.26	0.82	723 (46.08%)	595 (37.92%)	206 (13.13%)	33 (2.10%)	12 (0.76%)

18. Overall, the instructor was an effective teacher.

Question Type: Likert
 ~
 contributed by Office of the Provost

Results for STS-4600-205, Voss, M. Joel							
Total	Mean	Std Dev	Strongly Agree (5)	Agree (4)	Neutral (3)	Disagree (2)	Strongly Disagree (1)
21	4.62	0.59	14 (66.67%)	6 (28.57%)	1 (4.76%)	0 (0.00%)	0 (0.00%)

Results for SEAS, 4000-level courses							
Total	Mean	Std Dev	Strongly Agree (5)	Agree (4)	Neutral (3)	Disagree (2)	Strongly Disagree (1)
1573	4.18	0.95	703 (44.69%)	593 (37.70%)	173 (11.00%)	71 (4.51%)	33 (2.10%)

19. Please make any overall comments or observations about this course:

~
Question Type: Short Answer

~
contributed by Office of the Provost

Results for STS-4600-205

Total	Individual Answers
15	See below for Individual Results

Joel is a TA who urges us to look at the big picture of why we're studying things. He doesn't let bureaucratic red tape or minor details get in the way of that. He takes his students seriously while simultaneously not taking himself too seriously, which is an important quality for a great professor. The activities toward the end of the semester (eg, re-enacting the Tragedy of the Commons with M&Ms and straws) were fantastic ways to illustrate social science concepts. Keep on building on top of that framework with activities like that.

It was an interesting course I thoroughly enjoyed it. I felt like I was half expected to know a lot about current affairs so it would have been nice if there was some way to warn us before class on what we might cover.

This course was very interesting. I came in expecting it to be as uniquely worthless as the rest of the STS courses I've taken at the University. The lecture largely lived up to these expectations. However, Mr. Voss totally broke the mold and actually forced me to get something out of this course. The discussion sections were engaging and served to instruct the material that was largely absent from the large lecture. The lecture section tended to throw out a ton of ideas and just say, "see these? you should think about them!" However, discussion sections actually provided an intellectual framework for understanding the issues at the heart of the interplay between society and technology. Near the end of the semester, I finally started learning things in lecture because I could apply the general thought frameworks that we discussed in section to get perspective on the material. If it hadn't been for Mr. Voss and his crystal clear understanding of the material and ability to convey complex thought frameworks, I would have graduated from UVA without ever appreciating the true worth of STS. I feel the outline for understanding STS I attained from Mr. Voss's discussion section lead directly to a better STS thesis and a respect for the field that I would not have had otherwise. That said, there were some pain points in the discussion section. In several sections, it felt like the discussion wandered too far afield and I walked out at the end asking myself what I had actually learned. Mr. Voss tends to try and push people in the right direction and then let the magic happen or not happen. I could have used more definitive summaries of the general concepts at work at the end of section. Mr. Voss actually did start presenting more end-of-section overviews near the end of the semester and this helped immensely in sections where I wasn't sure what the underlying point of the conversation was. Overall, this discussion section alone made STS a worthwhile part of my undergraduate education.

In terms of this discussion section, I thought that the material/ reading were too long and took away the fun from the course. There were a couple readings that were enjoyable to read but for the most part, they did not make for interesting discussion readings. However, Joel is a great TA. Even with the dull subject matter, Joel tried to make it interesting for us. As well, unlike other TAs, Joel did not look down upon every piece of literature we wrote. His comments and assessments of our assignment was very helpful and encouraging. I am VERY glad I switched TAs this semester. Of all the TAs I have had in my undergraduate career, I think he is been one of the best.

As a teacher, Joel's one of the best I've had at UVA. Not only did I learn about how to think sociotechnically, I also learned how to live in harmony with my soul. Joel definitely knows everything he's talking about, and his positive attitude encourages participation. I don't think he's ever said "Hey ur answer's stupid" or "no, that's wrong"...instead he says "maybe" and this is what I think is so great about him. He never intimidates students...he's a very friendly, approachable person to learn from. Thanks Joel for making STS fun!

Instructor led good discussions

Joel is a great TA and he provides a really interesting background for all the STS readings since he comes from a political science background. He also made the discussions more engaging/interactive that I found helpful. Sometimes, he would ramble a little but all in all, I really enjoyed discussions with him and would definitely recommend him as a TA for this class again.

I like how Joel wasn't afraid to teach the class his own way, drawing upon his expertise in relating it to ethics instead of going only by the UTM. More comprehensive feedback on writing assignments would be appreciated though since at times the specifics were unclear. The life reflecting and interactive classes had a more profound impact on my last semester as a college student than any straight forward discussion on lecture could ever have - and for that I'm tremendously grateful. There was never a boring discussion (which is surprising given the quality of material provided in lecture)

Joel is very knowledgeable and humorous; discussion sections were very enjoyable; I wish Joel could also have led the lectures; I really enjoyed having Joel as my discussion leader throughout the year

Over the past two semesters I have really enjoyed having Joel as my TA. He is good at keeping the discussions interesting and relating the readings back to class. He is a fair grader. Overall, I would suggest to anyone that they should take his class. My only criticism would be the lack of comments on papers and assignments.

Definitely the best TA I have had. Please continue with the activities that you did such as going outside and playing the straw and fish game. Those activities really help in understanding the issue better than a simple lecture. Thank you for being understanding towards our hectic schedules. To increase class participation I suggest posing the questions asked in class through collab. This will give students time to think about the question to better understand the issue and formulate an opinion to support in class. I think this would be a good way to start debates.

~ QUESTIONS AND DETAILS ~

~ ANSWER MATRICES ~

Joel Voss actively and creatively encouraged class discussion. In a department with such jaded faculty, it is encouraging to see one that actually gets you to think during class. I was able to look at things in ways that I had never done before. The one major problem with the course is that many assignments, including the peer editing assignment, could not be completed if the student was in a group project. This led to no small amount of confusion with regards to turning things in and grading. This also meant that students in groups could not participate in some other activities. Other than that, the course was very educational and even a little fun. The exercises challenged students to think creatively, defend their opinions, and explore new ones. I would recommend Joel to any rising 4th year student. His class was certainly my fondest memory of the STS department.

I really enjoyed the classes we conducted outside. they were enjoyable and real life concerns.

I think Joel did a great job with the class. He made the material interesting and constantly tried to make the class become involved as a whole. If this class was just the typical read and regurgitate, it would have been extremely boring. I liked how approachable Joel was and willing he was to admit when he didnt know the answer to a question or when he wasnt sure- I have a lot of respect for him because of this. Ways to improve: Continue to require class participation. Possibly trying and choose more applicable readings-but I understand how some of the readings will seem foreign due to STS being a hodgepodge of every field as opposed to just my field (systems articles were a little hard for me to understand)

Very down to earth and approachable, still had a bit of the authority figure

STS 4500-206 STS and Engineering Practice - Fall 2010

ENGR (27032)

INSTRUCTORS: Pfaffenberger, Bryan (bp) - **Voss, M. Joel (mjv3h)**

Respondents: 20 / Enrollment: 20

Summary: STS 4500-206 STS and Engineering Practice - Fall 2010 (27032)	
Overall Course Rating STS-4500-206 Mean 3.71 STS-4500-206 Std Dev 0.91 STS-4500-206 Response Count 98 SEAS, 4000-level courses Mean 3.93 SEAS, 4000-level courses Std Dev 0.92 SEAS, 4000-level courses Response Count 9335	Overall Instructor Rating INSTRUCTOR: Voss, M. Joel Mean 3.87 Std Dev 0.87 Response Count 138 SEAS, 4000-level courses Mean 4.07 SEAS, 4000-level courses Std Dev 0.96 SEAS, 4000-level courses Response Count 15589

~ QUESTIONS AND DETAILS ~ ~ ANSWER MATRICES ~

<p>1. The subject matter was challenging.</p> <p style="text-align: center;">~ Question Type: Likert ~</p> <p style="text-align: center;"><i>contributed by Dean of the School of Engineering and Applied Science</i></p>	<table border="1"> <thead> <tr> <th colspan="9">Results for STS-4500-206</th> </tr> <tr> <th>Total</th> <th>Mean</th> <th>Std Dev</th> <th>Strongly Agree (5)</th> <th>Agree (4)</th> <th>Neutral (3)</th> <th>Disagree (2)</th> <th>Strongly Disagree (1)</th> <th>Not Applicable (NA)</th> </tr> </thead> <tbody> <tr> <td>19</td> <td>3.72</td> <td>0.67</td> <td>1 (5.26%)</td> <td>12 (63.16%)</td> <td>4 (21.05%)</td> <td>1 (5.26%)</td> <td>0 (0.00%)</td> <td>1 (5.26%)</td> </tr> </tbody> </table> <table border="1"> <thead> <tr> <th colspan="9">Results for SEAS, 4000-level courses</th> </tr> <tr> <th>Total</th> <th>Mean</th> <th>Std Dev</th> <th>Strongly Agree (5)</th> <th>Agree (4)</th> <th>Neutral (3)</th> <th>Disagree (2)</th> <th>Strongly Disagree (1)</th> <th>Not Applicable (NA)</th> </tr> </thead> <tbody> <tr> <td>1870</td> <td>3.92</td> <td>0.87</td> <td>466 (24.92%)</td> <td>888 (47.49%)</td> <td>375 (20.05%)</td> <td>91 (4.87%)</td> <td>21 (1.12%)</td> <td>29 (1.55%)</td> </tr> </tbody> </table>	Results for STS-4500-206									Total	Mean	Std Dev	Strongly Agree (5)	Agree (4)	Neutral (3)	Disagree (2)	Strongly Disagree (1)	Not Applicable (NA)	19	3.72	0.67	1 (5.26%)	12 (63.16%)	4 (21.05%)	1 (5.26%)	0 (0.00%)	1 (5.26%)	Results for SEAS, 4000-level courses									Total	Mean	Std Dev	Strongly Agree (5)	Agree (4)	Neutral (3)	Disagree (2)	Strongly Disagree (1)	Not Applicable (NA)	1870	3.92	0.87	466 (24.92%)	888 (47.49%)	375 (20.05%)	91 (4.87%)	21 (1.12%)	29 (1.55%)
Results for STS-4500-206																																																							
Total	Mean	Std Dev	Strongly Agree (5)	Agree (4)	Neutral (3)	Disagree (2)	Strongly Disagree (1)	Not Applicable (NA)																																															
19	3.72	0.67	1 (5.26%)	12 (63.16%)	4 (21.05%)	1 (5.26%)	0 (0.00%)	1 (5.26%)																																															
Results for SEAS, 4000-level courses																																																							
Total	Mean	Std Dev	Strongly Agree (5)	Agree (4)	Neutral (3)	Disagree (2)	Strongly Disagree (1)	Not Applicable (NA)																																															
1870	3.92	0.87	466 (24.92%)	888 (47.49%)	375 (20.05%)	91 (4.87%)	21 (1.12%)	29 (1.55%)																																															
<p>2. The objectives of the course were clearly stated and accomplished.</p> <p style="text-align: center;">~ Question Type: Likert ~</p> <p style="text-align: center;"><i>contributed by Dean of the School of Engineering and Applied Science</i></p>	<table border="1"> <thead> <tr> <th colspan="9">Results for STS-4500-206</th> </tr> <tr> <th>Total</th> <th>Mean</th> <th>Std Dev</th> <th>Strongly Agree (5)</th> <th>Agree (4)</th> <th>Neutral (3)</th> <th>Disagree (2)</th> <th>Strongly Disagree (1)</th> <th>Not Applicable (NA)</th> </tr> </thead> <tbody> <tr> <td>19</td> <td>3.89</td> <td>0.88</td> <td>4 (21.05%)</td> <td>11 (57.89%)</td> <td>2 (10.53%)</td> <td>2 (10.53%)</td> <td>0 (0.00%)</td> <td>0 (0.00%)</td> </tr> </tbody> </table> <table border="1"> <thead> <tr> <th colspan="9">Results for SEAS, 4000-level courses</th> </tr> <tr> <th>Total</th> <th>Mean</th> <th>Std Dev</th> <th>Strongly Agree (5)</th> <th>Agree (4)</th> <th>Neutral (3)</th> <th>Disagree (2)</th> <th>Strongly Disagree (1)</th> <th>Not Applicable (NA)</th> </tr> </thead> <tbody> <tr> <td>1864</td> <td>3.98</td> <td>0.93</td> <td>549 (29.45%)</td> <td>901 (48.34%)</td> <td>243 (13.04%)</td> <td>110 (5.90%)</td> <td>39 (2.09%)</td> <td>22 (1.18%)</td> </tr> </tbody> </table>	Results for STS-4500-206									Total	Mean	Std Dev	Strongly Agree (5)	Agree (4)	Neutral (3)	Disagree (2)	Strongly Disagree (1)	Not Applicable (NA)	19	3.89	0.88	4 (21.05%)	11 (57.89%)	2 (10.53%)	2 (10.53%)	0 (0.00%)	0 (0.00%)	Results for SEAS, 4000-level courses									Total	Mean	Std Dev	Strongly Agree (5)	Agree (4)	Neutral (3)	Disagree (2)	Strongly Disagree (1)	Not Applicable (NA)	1864	3.98	0.93	549 (29.45%)	901 (48.34%)	243 (13.04%)	110 (5.90%)	39 (2.09%)	22 (1.18%)
Results for STS-4500-206																																																							
Total	Mean	Std Dev	Strongly Agree (5)	Agree (4)	Neutral (3)	Disagree (2)	Strongly Disagree (1)	Not Applicable (NA)																																															
19	3.89	0.88	4 (21.05%)	11 (57.89%)	2 (10.53%)	2 (10.53%)	0 (0.00%)	0 (0.00%)																																															
Results for SEAS, 4000-level courses																																																							
Total	Mean	Std Dev	Strongly Agree (5)	Agree (4)	Neutral (3)	Disagree (2)	Strongly Disagree (1)	Not Applicable (NA)																																															
1864	3.98	0.93	549 (29.45%)	901 (48.34%)	243 (13.04%)	110 (5.90%)	39 (2.09%)	22 (1.18%)																																															
<p>3. There was a reasonable level of effort expected for the credit hours received.</p> <p style="text-align: center;">~ Question Type: Likert ~</p> <p style="text-align: center;"><i>contributed by Dean of the School of Engineering and Applied Science</i></p>	<table border="1"> <thead> <tr> <th colspan="9">Results for STS-4500-206</th> </tr> <tr> <th>Total</th> <th>Mean</th> <th>Std Dev</th> <th>Strongly Agree (5)</th> <th>Agree (4)</th> <th>Neutral (3)</th> <th>Disagree (2)</th> <th>Strongly Disagree (1)</th> <th>Not Applicable (NA)</th> </tr> </thead> <tbody> <tr> <td>20</td> <td>4.00</td> <td>0.73</td> <td>4 (20.00%)</td> <td>13 (65.00%)</td> <td>2 (10.00%)</td> <td>1 (5.00%)</td> <td>0 (0.00%)</td> <td>0 (0.00%)</td> </tr> </tbody> </table> <table border="1"> <thead> <tr> <th colspan="9">Results for SEAS, 4000-level courses</th> </tr> <tr> <th>Total</th> <th>Mean</th> <th>Std Dev</th> <th>Strongly Agree (5)</th> <th>Agree (4)</th> <th>Neutral (3)</th> <th>Disagree (2)</th> <th>Strongly Disagree (1)</th> <th>Not Applicable (NA)</th> </tr> </thead> <tbody> <tr> <td>1867</td> <td>4.02</td> <td>0.87</td> <td>521 (27.91%)</td> <td>1013 (54.26%)</td> <td>185 (9.91%)</td> <td>84 (4.50%)</td> <td>41 (2.20%)</td> <td>23 (1.23%)</td> </tr> </tbody> </table>	Results for STS-4500-206									Total	Mean	Std Dev	Strongly Agree (5)	Agree (4)	Neutral (3)	Disagree (2)	Strongly Disagree (1)	Not Applicable (NA)	20	4.00	0.73	4 (20.00%)	13 (65.00%)	2 (10.00%)	1 (5.00%)	0 (0.00%)	0 (0.00%)	Results for SEAS, 4000-level courses									Total	Mean	Std Dev	Strongly Agree (5)	Agree (4)	Neutral (3)	Disagree (2)	Strongly Disagree (1)	Not Applicable (NA)	1867	4.02	0.87	521 (27.91%)	1013 (54.26%)	185 (9.91%)	84 (4.50%)	41 (2.20%)	23 (1.23%)
Results for STS-4500-206																																																							
Total	Mean	Std Dev	Strongly Agree (5)	Agree (4)	Neutral (3)	Disagree (2)	Strongly Disagree (1)	Not Applicable (NA)																																															
20	4.00	0.73	4 (20.00%)	13 (65.00%)	2 (10.00%)	1 (5.00%)	0 (0.00%)	0 (0.00%)																																															
Results for SEAS, 4000-level courses																																																							
Total	Mean	Std Dev	Strongly Agree (5)	Agree (4)	Neutral (3)	Disagree (2)	Strongly Disagree (1)	Not Applicable (NA)																																															
1867	4.02	0.87	521 (27.91%)	1013 (54.26%)	185 (9.91%)	84 (4.50%)	41 (2.20%)	23 (1.23%)																																															

~ QUESTIONS AND DETAILS ~

~ ANSWER MATRICES ~

4. The homework assignments helped me learn the subject matter.

Question Type: Likert

contributed by Dean of the School of Engineering and Applied Science

Results for STS-4500-206								
Total	Mean	Std Dev	Strongly Agree (5)	Agree (4)	Neutral (3)	Disagree (2)	Strongly Disagree (1)	Not Applicable (NA)
20	3.35	1.09	1 (5.00%)	12 (60.00%)	1 (5.00%)	5 (25.00%)	1 (5.00%)	0 (0.00%)

Results for SEAS, 4000-level courses								
Total	Mean	Std Dev	Strongly Agree (5)	Agree (4)	Neutral (3)	Disagree (2)	Strongly Disagree (1)	Not Applicable (NA)
1865	4.00	0.91	489 (26.22%)	779 (41.77%)	234 (12.55%)	88 (4.72%)	28 (1.50%)	247 (13.24%)

5. The textbook increased my understanding of the material.

Question Type: Likert

contributed by Dean of the School of Engineering and Applied Science

Results for STS-4500-206								
Total	Mean	Std Dev	Strongly Agree (5)	Agree (4)	Neutral (3)	Disagree (2)	Strongly Disagree (1)	Not Applicable (NA)
20	3.38	1.19	0 (0.00%)	6 (30.00%)	0 (0.00%)	1 (5.00%)	1 (5.00%)	12 (60.00%)

Results for SEAS, 4000-level courses								
Total	Mean	Std Dev	Strongly Agree (5)	Agree (4)	Neutral (3)	Disagree (2)	Strongly Disagree (1)	Not Applicable (NA)
1869	3.58	1.03	182 (9.74%)	426 (22.79%)	284 (15.20%)	92 (4.92%)	48 (2.57%)	837 (44.78%)

6. The course material was well organized and developed.

Question Type: Likert

contributed by Dean of the School of Engineering and Applied Science

Results for STS-4500-206, Voss, M. Joel								
Total	Mean	Std Dev	Strongly Agree (5)	Agree (4)	Neutral (3)	Disagree (2)	Strongly Disagree (1)	Not Applicable (NA)
20	3.89	0.74	3 (15.00%)	12 (60.00%)	3 (15.00%)	1 (5.00%)	0 (0.00%)	1 (5.00%)

Results for SEAS, 4000-level courses								
Total	Mean	Std Dev	Strongly Agree (5)	Agree (4)	Neutral (3)	Disagree (2)	Strongly Disagree (1)	Not Applicable (NA)
2222	3.87	1.04	643 (28.94%)	954 (42.93%)	312 (14.04%)	191 (8.60%)	76 (3.42%)	46 (2.07%)

7. The instructor was knowledgeable about the subject matter.

Question Type: Likert

contributed by Dean of the School of Engineering and Applied Science

Results for STS-4500-206, Voss, M. Joel								
Total	Mean	Std Dev	Strongly Agree (5)	Agree (4)	Neutral (3)	Disagree (2)	Strongly Disagree (1)	Not Applicable (NA)
20	3.85	0.75	3 (15.00%)	12 (60.00%)	4 (20.00%)	1 (5.00%)	0 (0.00%)	0 (0.00%)

Results for SEAS, 4000-level courses								
Total	Mean	Std Dev	Strongly Agree (5)	Agree (4)	Neutral (3)	Disagree (2)	Strongly Disagree (1)	Not Applicable (NA)
2229	4.42	0.74	1168 (52.40%)	813 (36.47%)	139 (6.24%)	39 (1.75%)	13 (0.58%)	57 (2.56%)

8. The instructor was well prepared for class.

Question Type: Likert

contributed by Dean of the School of Engineering and Applied Science

Results for STS-4500-206, Voss, M. Joel								
Total	Mean	Std Dev	Strongly Agree (5)	Agree (4)	Neutral (3)	Disagree (2)	Strongly Disagree (1)	Not Applicable (NA)
19	3.79	0.98	3 (15.79%)	12 (63.16%)	2 (10.53%)	1 (5.26%)	1 (5.26%)	0 (0.00%)

Results for SEAS, 4000-level courses								
Total	Mean	Std Dev	Strongly Agree (5)	Agree (4)	Neutral (3)	Disagree (2)	Strongly Disagree (1)	Not Applicable (NA)
2222	4.16	0.91	874 (39.33%)	921 (41.45%)	219 (9.86%)	89 (4.01%)	44 (1.98%)	75 (3.38%)

~ QUESTIONS AND DETAILS ~

~ ANSWER MATRICES ~

9. The instructor (not Teaching Assistants) was accessible for individual assistance.

Question Type: Likert

contributed by Dean of the School of Engineering and Applied Science

Results for STS-4500-206, Voss, M. Joel								
Total	Mean	Std Dev	Strongly Agree (5)	Agree (4)	Neutral (3)	Disagree (2)	Strongly Disagree (1)	Not Applicable (NA)
20	4.53	0.51	10 (50.00%)	9 (45.00%)	0 (0.00%)	0 (0.00%)	0 (0.00%)	1 (5.00%)

Results for SEAS, 4000-level courses								
Total	Mean	Std Dev	Strongly Agree (5)	Agree (4)	Neutral (3)	Disagree (2)	Strongly Disagree (1)	Not Applicable (NA)
2235	4.20	0.84	848 (37.94%)	880 (39.37%)	265 (11.86%)	47 (2.10%)	27 (1.21%)	168 (7.52%)

10. The grading policy was fair.

Question Type: Likert

contributed by Dean of the School of Engineering and Applied Science

Results for STS-4500-206, Voss, M. Joel								
Total	Mean	Std Dev	Strongly Agree (5)	Agree (4)	Neutral (3)	Disagree (2)	Strongly Disagree (1)	Not Applicable (NA)
20	3.70	1.08	2 (10.00%)	15 (75.00%)	0 (0.00%)	1 (5.00%)	2 (10.00%)	0 (0.00%)

Results for SEAS, 4000-level courses								
Total	Mean	Std Dev	Strongly Agree (5)	Agree (4)	Neutral (3)	Disagree (2)	Strongly Disagree (1)	Not Applicable (NA)
2227	3.97	0.98	673 (30.22%)	977 (43.87%)	302 (13.56%)	114 (5.12%)	67 (3.01%)	94 (4.22%)

11. The instructor responded adequately to in-class questions.

Question Type: Likert

contributed by Dean of the School of Engineering and Applied Science

Results for STS-4500-206, Voss, M. Joel								
Total	Mean	Std Dev	Strongly Agree (5)	Agree (4)	Neutral (3)	Disagree (2)	Strongly Disagree (1)	Not Applicable (NA)
19	3.68	0.95	2 (10.53%)	12 (63.16%)	3 (15.79%)	1 (5.26%)	1 (5.26%)	0 (0.00%)

Results for SEAS, 4000-level courses								
Total	Mean	Std Dev	Strongly Agree (5)	Agree (4)	Neutral (3)	Disagree (2)	Strongly Disagree (1)	Not Applicable (NA)
2224	4.21	0.84	860 (38.67%)	966 (43.44%)	198 (8.90%)	68 (3.06%)	27 (1.21%)	105 (4.72%)

12. As a teacher, this instructor was better than most others in this School.

Question Type: Likert

contributed by Dean of the School of Engineering and Applied Science

Results for STS-4500-206, Voss, M. Joel								
Total	Mean	Std Dev	Strongly Agree (5)	Agree (4)	Neutral (3)	Disagree (2)	Strongly Disagree (1)	Not Applicable (NA)
20	3.65	0.75	1 (5.00%)	13 (65.00%)	4 (20.00%)	2 (10.00%)	0 (0.00%)	0 (0.00%)

Results for SEAS, 4000-level courses								
Total	Mean	Std Dev	Strongly Agree (5)	Agree (4)	Neutral (3)	Disagree (2)	Strongly Disagree (1)	Not Applicable (NA)
2230	3.69	1.12	594 (26.64%)	739 (33.14%)	506 (22.69%)	226 (10.13%)	101 (4.53%)	64 (2.87%)

13. The average number of hours per week I spent outside of class preparing for this course was:

Question Type: Multiple Choice

contributed by Office of the Provost

Results for STS-4500-206					
Total	Less than 1 (NA)	1 - 3 (NA)	4 - 6 (NA)	7 - 9 (NA)	10 or more (NA)
20	4 (20.00%)	11 (55.00%)	4 (20.00%)	1 (5.00%)	0 (0.00%)

Results for SEAS, 4000-level courses					
Total	Less than 1 (NA)	1 - 3 (NA)	4 - 6 (NA)	7 - 9 (NA)	10 or more (NA)
1870	161 (8.61%)	809 (43.26%)	604 (32.30%)	188 (10.05%)	108 (5.78%)

~ QUESTIONS AND DETAILS ~

~ ANSWER MATRICES ~

14. I learned a great deal in this course.

Question Type: Likert
 ~
 contributed by Office of the Provost

Results for STS-4500-206							
Total	Mean	Std Dev	Strongly Agree (5)	Agree (4)	Neutral (3)	Disagree (2)	Strongly Disagree (1)
19	3.16	1.17	1 (5.26%)	8 (42.11%)	6 (31.58%)	1 (5.26%)	3 (15.79%)

Results for SEAS, 4000-level courses							
Total	Mean	Std Dev	Strongly Agree (5)	Agree (4)	Neutral (3)	Disagree (2)	Strongly Disagree (1)
1862	3.84	1.04	526 (28.25%)	795 (42.70%)	335 (17.99%)	133 (7.14%)	73 (3.92%)

15. Overall, this was a worthwhile course.

Question Type: Likert
 ~
 contributed by Office of the Provost

Results for STS-4500-206							
Total	Mean	Std Dev	Strongly Agree (5)	Agree (4)	Neutral (3)	Disagree (2)	Strongly Disagree (1)
20	3.20	1.20	1 (5.00%)	10 (50.00%)	4 (20.00%)	2 (10.00%)	3 (15.00%)

Results for SEAS, 4000-level courses							
Total	Mean	Std Dev	Strongly Agree (5)	Agree (4)	Neutral (3)	Disagree (2)	Strongly Disagree (1)
1871	3.88	1.07	595 (31.80%)	760 (40.62%)	287 (15.34%)	154 (8.23%)	75 (4.01%)

16. The course's goals and requirements were defined and adhered to by the instructor.

Question Type: Likert
 ~
 contributed by Office of the Provost

Results for STS-4500-206, Voss, M. Joel							
Total	Mean	Std Dev	Strongly Agree (5)	Agree (4)	Neutral (3)	Disagree (2)	Strongly Disagree (1)
20	4.10	0.72	5 (25.00%)	13 (65.00%)	1 (5.00%)	1 (5.00%)	0 (0.00%)

Results for SEAS, 4000-level courses							
Total	Mean	Std Dev	Strongly Agree (5)	Agree (4)	Neutral (3)	Disagree (2)	Strongly Disagree (1)
2218	4.04	0.87	682 (30.75%)	1107 (49.91%)	299 (13.48%)	97 (4.37%)	33 (1.49%)

17. The instructor was approachable and made himself/herself available to students outside the classroom.

Question Type: Likert
 ~
 contributed by Office of the Provost

Results for STS-4500-206, Voss, M. Joel							
Total	Mean	Std Dev	Strongly Agree (5)	Agree (4)	Neutral (3)	Disagree (2)	Strongly Disagree (1)
20	4.30	0.92	9 (45.00%)	10 (50.00%)	0 (0.00%)	0 (0.00%)	1 (5.00%)

Results for SEAS, 4000-level courses							
Total	Mean	Std Dev	Strongly Agree (5)	Agree (4)	Neutral (3)	Disagree (2)	Strongly Disagree (1)
2226	4.16	0.83	830 (37.29%)	1023 (45.96%)	289 (12.98%)	58 (2.61%)	26 (1.17%)

18. Overall, the instructor was an effective teacher.

Question Type: Likert
 ~
 contributed by Office of the Provost

Results for STS-4500-206, Voss, M. Joel							
Total	Mean	Std Dev	Strongly Agree (5)	Agree (4)	Neutral (3)	Disagree (2)	Strongly Disagree (1)
20	3.80	0.95	3 (15.00%)	13 (65.00%)	2 (10.00%)	1 (5.00%)	1 (5.00%)

Results for SEAS, 4000-level courses							
Total	Mean	Std Dev	Strongly Agree (5)	Agree (4)	Neutral (3)	Disagree (2)	Strongly Disagree (1)
2234	3.93	1.01	705 (31.56%)	958 (42.88%)	352 (15.76%)	146 (6.54%)	73 (3.27%)

~ QUESTIONS AND DETAILS ~

~ ANSWER MATRICES ~

19. Please make any overall comments or observations about this course:

~
Question Type: Short Answer

~
contributed by Office of the Provost

Results for STS-4500-206

Total	Individual Answers
7	See below for Individual Results

Somewhat arbitrary grading with no supporting comments

Discussions helped clarify what we read and what was taught in the main lecture.

Joel is a good TA. He encouraged discussion and personal and academic growth among the students in my discussion section and was genuinely interested in the material even though his background is in political science. He had always done the readings and was armed with questions and exercises to increase our understanding of the material. He is also personable and approachable and very helpful in one-on-one discussions and office hours. He responds adequately to emails and in-class questions - if he doesn't know something, he's straight up about it and tells us he'll either find out or point us in the direction of someone who does know the answer. One thing I especially appreciated about his section was his practicality; if someone went into a long, theoretical explanation of a concept, he would simply ask, "So what does that mean? How is that helpful to you?" He really helped us extract the most useful information out of this course and these readings. Great discussion section.

Joel was an awesome TA to have. I really enjoyed his laid back style! I definitely learned a lot being in his section, not only the STS terminology but how to debate better. He also was very understanding.

Pfaffenberger changed the requirements of the course almost daily so Voss didn't know what was going on sometimes, and neither did we. Although I learned a lot in this course, I don't think it was worth my time. I don't see myself using anything I learned in this course in the future.

Even though Joel was a little less knowledgeable about engineering concepts at first, he was very enthusiastic and picked it up pretty fast. The readings were a little boring and hard to get through.

The discussion was the only time that I learned anything STS related. I enjoyed the discussion-based class, opposed to just answering the reading questions. Since the lecture was such a disaster, it would have been nice to spend about 10 minutes a class reviewing/discussing the STS concepts before going into the discussion of the reading.

STS 4500-208 STS and Engineering Practice - Fall 2010

ENGR (27035)

INSTRUCTORS: Pfaffenberger, Bryan (bp) - **Voss, M. Joel (mjv3h)**

Respondents: 20 / Enrollment: 21

Summary: STS 4500-208 STS and Engineering Practice - Fall 2010 (27035)	
Overall Course Rating STS-4500-208 Mean 3.76 STS-4500-208 Std Dev 0.77 STS-4500-208 Response Count 100 SEAS, 4000-level courses Mean 3.93 SEAS, 4000-level courses Std Dev 0.92 SEAS, 4000-level courses Response Count 9335	Overall Instructor Rating INSTRUCTOR: Voss, M. Joel Mean 4.23 Std Dev 0.61 Response Count 138 SEAS, 4000-level courses Mean 4.07 SEAS, 4000-level courses Std Dev 0.96 SEAS, 4000-level courses Response Count 15589

~ QUESTIONS AND DETAILS ~ ~ ANSWER MATRICES ~

<p>1. The subject matter was challenging.</p> <p style="text-align: center;">~ Question Type: Likert ~</p> <p style="text-align: center;"><i>contributed by Dean of the School of Engineering and Applied Science</i></p>	<table border="1"> <thead> <tr> <th colspan="9">Results for STS-4500-208</th> </tr> <tr> <th>Total</th> <th>Mean</th> <th>Std Dev</th> <th>Strongly Agree (5)</th> <th>Agree (4)</th> <th>Neutral (3)</th> <th>Disagree (2)</th> <th>Strongly Disagree (1)</th> <th>Not Applicable (NA)</th> </tr> </thead> <tbody> <tr> <td>20</td> <td>3.70</td> <td>0.73</td> <td>1 (5.00%)</td> <td>14 (70.00%)</td> <td>3 (15.00%)</td> <td>2 (10.00%)</td> <td>0 (0.00%)</td> <td>0 (0.00%)</td> </tr> </tbody> </table> <table border="1"> <thead> <tr> <th colspan="9">Results for SEAS, 4000-level courses</th> </tr> <tr> <th>Total</th> <th>Mean</th> <th>Std Dev</th> <th>Strongly Agree (5)</th> <th>Agree (4)</th> <th>Neutral (3)</th> <th>Disagree (2)</th> <th>Strongly Disagree (1)</th> <th>Not Applicable (NA)</th> </tr> </thead> <tbody> <tr> <td>1870</td> <td>3.92</td> <td>0.87</td> <td>466 (24.92%)</td> <td>888 (47.49%)</td> <td>375 (20.05%)</td> <td>91 (4.87%)</td> <td>21 (1.12%)</td> <td>29 (1.55%)</td> </tr> </tbody> </table>	Results for STS-4500-208									Total	Mean	Std Dev	Strongly Agree (5)	Agree (4)	Neutral (3)	Disagree (2)	Strongly Disagree (1)	Not Applicable (NA)	20	3.70	0.73	1 (5.00%)	14 (70.00%)	3 (15.00%)	2 (10.00%)	0 (0.00%)	0 (0.00%)	Results for SEAS, 4000-level courses									Total	Mean	Std Dev	Strongly Agree (5)	Agree (4)	Neutral (3)	Disagree (2)	Strongly Disagree (1)	Not Applicable (NA)	1870	3.92	0.87	466 (24.92%)	888 (47.49%)	375 (20.05%)	91 (4.87%)	21 (1.12%)	29 (1.55%)
Results for STS-4500-208																																																							
Total	Mean	Std Dev	Strongly Agree (5)	Agree (4)	Neutral (3)	Disagree (2)	Strongly Disagree (1)	Not Applicable (NA)																																															
20	3.70	0.73	1 (5.00%)	14 (70.00%)	3 (15.00%)	2 (10.00%)	0 (0.00%)	0 (0.00%)																																															
Results for SEAS, 4000-level courses																																																							
Total	Mean	Std Dev	Strongly Agree (5)	Agree (4)	Neutral (3)	Disagree (2)	Strongly Disagree (1)	Not Applicable (NA)																																															
1870	3.92	0.87	466 (24.92%)	888 (47.49%)	375 (20.05%)	91 (4.87%)	21 (1.12%)	29 (1.55%)																																															
<p>2. The objectives of the course were clearly stated and accomplished.</p> <p style="text-align: center;">~ Question Type: Likert ~</p> <p style="text-align: center;"><i>contributed by Dean of the School of Engineering and Applied Science</i></p>	<table border="1"> <thead> <tr> <th colspan="9">Results for STS-4500-208</th> </tr> <tr> <th>Total</th> <th>Mean</th> <th>Std Dev</th> <th>Strongly Agree (5)</th> <th>Agree (4)</th> <th>Neutral (3)</th> <th>Disagree (2)</th> <th>Strongly Disagree (1)</th> <th>Not Applicable (NA)</th> </tr> </thead> <tbody> <tr> <td>20</td> <td>3.80</td> <td>0.89</td> <td>3 (15.00%)</td> <td>13 (65.00%)</td> <td>1 (5.00%)</td> <td>3 (15.00%)</td> <td>0 (0.00%)</td> <td>0 (0.00%)</td> </tr> </tbody> </table> <table border="1"> <thead> <tr> <th colspan="9">Results for SEAS, 4000-level courses</th> </tr> <tr> <th>Total</th> <th>Mean</th> <th>Std Dev</th> <th>Strongly Agree (5)</th> <th>Agree (4)</th> <th>Neutral (3)</th> <th>Disagree (2)</th> <th>Strongly Disagree (1)</th> <th>Not Applicable (NA)</th> </tr> </thead> <tbody> <tr> <td>1864</td> <td>3.98</td> <td>0.93</td> <td>549 (29.45%)</td> <td>901 (48.34%)</td> <td>243 (13.04%)</td> <td>110 (5.90%)</td> <td>39 (2.09%)</td> <td>22 (1.18%)</td> </tr> </tbody> </table>	Results for STS-4500-208									Total	Mean	Std Dev	Strongly Agree (5)	Agree (4)	Neutral (3)	Disagree (2)	Strongly Disagree (1)	Not Applicable (NA)	20	3.80	0.89	3 (15.00%)	13 (65.00%)	1 (5.00%)	3 (15.00%)	0 (0.00%)	0 (0.00%)	Results for SEAS, 4000-level courses									Total	Mean	Std Dev	Strongly Agree (5)	Agree (4)	Neutral (3)	Disagree (2)	Strongly Disagree (1)	Not Applicable (NA)	1864	3.98	0.93	549 (29.45%)	901 (48.34%)	243 (13.04%)	110 (5.90%)	39 (2.09%)	22 (1.18%)
Results for STS-4500-208																																																							
Total	Mean	Std Dev	Strongly Agree (5)	Agree (4)	Neutral (3)	Disagree (2)	Strongly Disagree (1)	Not Applicable (NA)																																															
20	3.80	0.89	3 (15.00%)	13 (65.00%)	1 (5.00%)	3 (15.00%)	0 (0.00%)	0 (0.00%)																																															
Results for SEAS, 4000-level courses																																																							
Total	Mean	Std Dev	Strongly Agree (5)	Agree (4)	Neutral (3)	Disagree (2)	Strongly Disagree (1)	Not Applicable (NA)																																															
1864	3.98	0.93	549 (29.45%)	901 (48.34%)	243 (13.04%)	110 (5.90%)	39 (2.09%)	22 (1.18%)																																															
<p>3. There was a reasonable level of effort expected for the credit hours received.</p> <p style="text-align: center;">~ Question Type: Likert ~</p> <p style="text-align: center;"><i>contributed by Dean of the School of Engineering and Applied Science</i></p>	<table border="1"> <thead> <tr> <th colspan="9">Results for STS-4500-208</th> </tr> <tr> <th>Total</th> <th>Mean</th> <th>Std Dev</th> <th>Strongly Agree (5)</th> <th>Agree (4)</th> <th>Neutral (3)</th> <th>Disagree (2)</th> <th>Strongly Disagree (1)</th> <th>Not Applicable (NA)</th> </tr> </thead> <tbody> <tr> <td>20</td> <td>3.70</td> <td>0.73</td> <td>0 (0.00%)</td> <td>17 (85.00%)</td> <td>0 (0.00%)</td> <td>3 (15.00%)</td> <td>0 (0.00%)</td> <td>0 (0.00%)</td> </tr> </tbody> </table> <table border="1"> <thead> <tr> <th colspan="9">Results for SEAS, 4000-level courses</th> </tr> <tr> <th>Total</th> <th>Mean</th> <th>Std Dev</th> <th>Strongly Agree (5)</th> <th>Agree (4)</th> <th>Neutral (3)</th> <th>Disagree (2)</th> <th>Strongly Disagree (1)</th> <th>Not Applicable (NA)</th> </tr> </thead> <tbody> <tr> <td>1867</td> <td>4.02</td> <td>0.87</td> <td>521 (27.91%)</td> <td>1013 (54.26%)</td> <td>185 (9.91%)</td> <td>84 (4.50%)</td> <td>41 (2.20%)</td> <td>23 (1.23%)</td> </tr> </tbody> </table>	Results for STS-4500-208									Total	Mean	Std Dev	Strongly Agree (5)	Agree (4)	Neutral (3)	Disagree (2)	Strongly Disagree (1)	Not Applicable (NA)	20	3.70	0.73	0 (0.00%)	17 (85.00%)	0 (0.00%)	3 (15.00%)	0 (0.00%)	0 (0.00%)	Results for SEAS, 4000-level courses									Total	Mean	Std Dev	Strongly Agree (5)	Agree (4)	Neutral (3)	Disagree (2)	Strongly Disagree (1)	Not Applicable (NA)	1867	4.02	0.87	521 (27.91%)	1013 (54.26%)	185 (9.91%)	84 (4.50%)	41 (2.20%)	23 (1.23%)
Results for STS-4500-208																																																							
Total	Mean	Std Dev	Strongly Agree (5)	Agree (4)	Neutral (3)	Disagree (2)	Strongly Disagree (1)	Not Applicable (NA)																																															
20	3.70	0.73	0 (0.00%)	17 (85.00%)	0 (0.00%)	3 (15.00%)	0 (0.00%)	0 (0.00%)																																															
Results for SEAS, 4000-level courses																																																							
Total	Mean	Std Dev	Strongly Agree (5)	Agree (4)	Neutral (3)	Disagree (2)	Strongly Disagree (1)	Not Applicable (NA)																																															
1867	4.02	0.87	521 (27.91%)	1013 (54.26%)	185 (9.91%)	84 (4.50%)	41 (2.20%)	23 (1.23%)																																															

~ QUESTIONS AND DETAILS ~

~ ANSWER MATRICES ~

4. The homework assignments helped me learn the subject matter.

Question Type: Likert

contributed by Dean of the School of Engineering and Applied Science

Results for STS-4500-208								
Total	Mean	Std Dev	Strongly Agree (5)	Agree (4)	Neutral (3)	Disagree (2)	Strongly Disagree (1)	Not Applicable (NA)
20	3.85	0.75	3 (15.00%)	12 (60.00%)	4 (20.00%)	1 (5.00%)	0 (0.00%)	0 (0.00%)

Results for SEAS, 4000-level courses								
Total	Mean	Std Dev	Strongly Agree (5)	Agree (4)	Neutral (3)	Disagree (2)	Strongly Disagree (1)	Not Applicable (NA)
1865	4.00	0.91	489 (26.22%)	779 (41.77%)	234 (12.55%)	88 (4.72%)	28 (1.50%)	247 (13.24%)

5. The textbook increased my understanding of the material.

Question Type: Likert

contributed by Dean of the School of Engineering and Applied Science

Results for STS-4500-208								
Total	Mean	Std Dev	Strongly Agree (5)	Agree (4)	Neutral (3)	Disagree (2)	Strongly Disagree (1)	Not Applicable (NA)
20	3.78	0.83	1 (5.00%)	6 (30.00%)	1 (5.00%)	1 (5.00%)	0 (0.00%)	11 (55.00%)

Results for SEAS, 4000-level courses								
Total	Mean	Std Dev	Strongly Agree (5)	Agree (4)	Neutral (3)	Disagree (2)	Strongly Disagree (1)	Not Applicable (NA)
1869	3.58	1.03	182 (9.74%)	426 (22.79%)	284 (15.20%)	92 (4.92%)	48 (2.57%)	837 (44.78%)

6. The course material was well organized and developed.

Question Type: Likert

contributed by Dean of the School of Engineering and Applied Science

Results for STS-4500-208, Voss, M. Joel								
Total	Mean	Std Dev	Strongly Agree (5)	Agree (4)	Neutral (3)	Disagree (2)	Strongly Disagree (1)	Not Applicable (NA)
20	4.30	0.57	7 (35.00%)	12 (60.00%)	1 (5.00%)	0 (0.00%)	0 (0.00%)	0 (0.00%)

Results for SEAS, 4000-level courses								
Total	Mean	Std Dev	Strongly Agree (5)	Agree (4)	Neutral (3)	Disagree (2)	Strongly Disagree (1)	Not Applicable (NA)
2222	3.87	1.04	643 (28.94%)	954 (42.93%)	312 (14.04%)	191 (8.60%)	76 (3.42%)	46 (2.07%)

7. The instructor was knowledgeable about the subject matter.

Question Type: Likert

contributed by Dean of the School of Engineering and Applied Science

Results for STS-4500-208, Voss, M. Joel								
Total	Mean	Std Dev	Strongly Agree (5)	Agree (4)	Neutral (3)	Disagree (2)	Strongly Disagree (1)	Not Applicable (NA)
20	4.20	0.62	6 (30.00%)	12 (60.00%)	2 (10.00%)	0 (0.00%)	0 (0.00%)	0 (0.00%)

Results for SEAS, 4000-level courses								
Total	Mean	Std Dev	Strongly Agree (5)	Agree (4)	Neutral (3)	Disagree (2)	Strongly Disagree (1)	Not Applicable (NA)
2229	4.42	0.74	1168 (52.40%)	813 (36.47%)	139 (6.24%)	39 (1.75%)	13 (0.58%)	57 (2.56%)

8. The instructor was well prepared for class.

Question Type: Likert

contributed by Dean of the School of Engineering and Applied Science

Results for STS-4500-208, Voss, M. Joel								
Total	Mean	Std Dev	Strongly Agree (5)	Agree (4)	Neutral (3)	Disagree (2)	Strongly Disagree (1)	Not Applicable (NA)
20	4.25	0.44	5 (25.00%)	15 (75.00%)	0 (0.00%)	0 (0.00%)	0 (0.00%)	0 (0.00%)

Results for SEAS, 4000-level courses								
Total	Mean	Std Dev	Strongly Agree (5)	Agree (4)	Neutral (3)	Disagree (2)	Strongly Disagree (1)	Not Applicable (NA)
2222	4.16	0.91	874 (39.33%)	921 (41.45%)	219 (9.86%)	89 (4.01%)	44 (1.98%)	75 (3.38%)

~ QUESTIONS AND DETAILS ~

~ ANSWER MATRICES ~

9. The instructor (not Teaching Assistants) was accessible for individual assistance.

Question Type: Likert

contributed by Dean of the School of Engineering and Applied Science

Results for STS-4500-208, Voss, M. Joel								
Total	Mean	Std Dev	Strongly Agree (5)	Agree (4)	Neutral (3)	Disagree (2)	Strongly Disagree (1)	Not Applicable (NA)
19	4.22	0.73	7 (36.84%)	8 (42.11%)	3 (15.79%)	0 (0.00%)	0 (0.00%)	1 (5.26%)

Results for SEAS, 4000-level courses								
Total	Mean	Std Dev	Strongly Agree (5)	Agree (4)	Neutral (3)	Disagree (2)	Strongly Disagree (1)	Not Applicable (NA)
2235	4.20	0.84	848 (37.94%)	880 (39.37%)	265 (11.86%)	47 (2.10%)	27 (1.21%)	168 (7.52%)

10. The grading policy was fair.

Question Type: Likert

contributed by Dean of the School of Engineering and Applied Science

Results for STS-4500-208, Voss, M. Joel								
Total	Mean	Std Dev	Strongly Agree (5)	Agree (4)	Neutral (3)	Disagree (2)	Strongly Disagree (1)	Not Applicable (NA)
19	4.00	0.77	4 (21.05%)	11 (57.89%)	2 (10.53%)	1 (5.26%)	0 (0.00%)	1 (5.26%)

Results for SEAS, 4000-level courses								
Total	Mean	Std Dev	Strongly Agree (5)	Agree (4)	Neutral (3)	Disagree (2)	Strongly Disagree (1)	Not Applicable (NA)
2227	3.97	0.98	673 (30.22%)	977 (43.87%)	302 (13.56%)	114 (5.12%)	67 (3.01%)	94 (4.22%)

11. The instructor responded adequately to in-class questions.

Question Type: Likert

contributed by Dean of the School of Engineering and Applied Science

Results for STS-4500-208, Voss, M. Joel								
Total	Mean	Std Dev	Strongly Agree (5)	Agree (4)	Neutral (3)	Disagree (2)	Strongly Disagree (1)	Not Applicable (NA)
20	4.40	0.60	9 (45.00%)	10 (50.00%)	1 (5.00%)	0 (0.00%)	0 (0.00%)	0 (0.00%)

Results for SEAS, 4000-level courses								
Total	Mean	Std Dev	Strongly Agree (5)	Agree (4)	Neutral (3)	Disagree (2)	Strongly Disagree (1)	Not Applicable (NA)
2224	4.21	0.84	860 (38.67%)	966 (43.44%)	198 (8.90%)	68 (3.06%)	27 (1.21%)	105 (4.72%)

12. As a teacher, this instructor was better than most others in this School.

Question Type: Likert

contributed by Dean of the School of Engineering and Applied Science

Results for STS-4500-208, Voss, M. Joel								
Total	Mean	Std Dev	Strongly Agree (5)	Agree (4)	Neutral (3)	Disagree (2)	Strongly Disagree (1)	Not Applicable (NA)
20	4.21	0.54	5 (25.00%)	13 (65.00%)	1 (5.00%)	0 (0.00%)	0 (0.00%)	1 (5.00%)

Results for SEAS, 4000-level courses								
Total	Mean	Std Dev	Strongly Agree (5)	Agree (4)	Neutral (3)	Disagree (2)	Strongly Disagree (1)	Not Applicable (NA)
2230	3.69	1.12	594 (26.64%)	739 (33.14%)	506 (22.69%)	226 (10.13%)	101 (4.53%)	64 (2.87%)

13. The average number of hours per week I spent outside of class preparing for this course was:

Question Type: Multiple Choice

contributed by Office of the Provost

Results for STS-4500-208					
Total	Less than 1 (NA)	1 - 3 (NA)	4 - 6 (NA)	7 - 9 (NA)	10 or more (NA)
20	0 (0.00%)	16 (80.00%)	3 (15.00%)	1 (5.00%)	0 (0.00%)

Results for SEAS, 4000-level courses					
Total	Less than 1 (NA)	1 - 3 (NA)	4 - 6 (NA)	7 - 9 (NA)	10 or more (NA)
1870	161 (8.61%)	809 (43.26%)	604 (32.30%)	188 (10.05%)	108 (5.78%)

~ QUESTIONS AND DETAILS ~

~ ANSWER MATRICES ~

14. I learned a great deal in this course.

Question Type: Likert
 ~
 contributed by Office of the Provost

Results for STS-4500-208							
Total	Mean	Std Dev	Strongly Agree (5)	Agree (4)	Neutral (3)	Disagree (2)	Strongly Disagree (1)
20	3.45	0.83	1 (5.00%)	10 (50.00%)	6 (30.00%)	3 (15.00%)	0 (0.00%)

Results for SEAS, 4000-level courses							
Total	Mean	Std Dev	Strongly Agree (5)	Agree (4)	Neutral (3)	Disagree (2)	Strongly Disagree (1)
1862	3.84	1.04	526 (28.25%)	795 (42.70%)	335 (17.99%)	133 (7.14%)	73 (3.92%)

15. Overall, this was a worthwhile course.

Question Type: Likert
 ~
 contributed by Office of the Provost

Results for STS-4500-208							
Total	Mean	Std Dev	Strongly Agree (5)	Agree (4)	Neutral (3)	Disagree (2)	Strongly Disagree (1)
20	3.35	0.99	1 (5.00%)	10 (50.00%)	5 (25.00%)	3 (15.00%)	1 (5.00%)

Results for SEAS, 4000-level courses							
Total	Mean	Std Dev	Strongly Agree (5)	Agree (4)	Neutral (3)	Disagree (2)	Strongly Disagree (1)
1871	3.88	1.07	595 (31.80%)	760 (40.62%)	287 (15.34%)	154 (8.23%)	75 (4.01%)

16. The course's goals and requirements were defined and adhered to by the instructor.

Question Type: Likert
 ~
 contributed by Office of the Provost

Results for STS-4500-208, Voss, M. Joel							
Total	Mean	Std Dev	Strongly Agree (5)	Agree (4)	Neutral (3)	Disagree (2)	Strongly Disagree (1)
20	4.10	0.55	4 (20.00%)	14 (70.00%)	2 (10.00%)	0 (0.00%)	0 (0.00%)

Results for SEAS, 4000-level courses							
Total	Mean	Std Dev	Strongly Agree (5)	Agree (4)	Neutral (3)	Disagree (2)	Strongly Disagree (1)
2218	4.04	0.87	682 (30.75%)	1107 (49.91%)	299 (13.48%)	97 (4.37%)	33 (1.49%)

17. The instructor was approachable and made himself/herself available to students outside the classroom.

Question Type: Likert
 ~
 contributed by Office of the Provost

Results for STS-4500-208, Voss, M. Joel							
Total	Mean	Std Dev	Strongly Agree (5)	Agree (4)	Neutral (3)	Disagree (2)	Strongly Disagree (1)
20	4.35	0.59	8 (40.00%)	11 (55.00%)	1 (5.00%)	0 (0.00%)	0 (0.00%)

Results for SEAS, 4000-level courses							
Total	Mean	Std Dev	Strongly Agree (5)	Agree (4)	Neutral (3)	Disagree (2)	Strongly Disagree (1)
2226	4.16	0.83	830 (37.29%)	1023 (45.96%)	289 (12.98%)	58 (2.61%)	26 (1.17%)

18. Overall, the instructor was an effective teacher.

Question Type: Likert
 ~
 contributed by Office of the Provost

Results for STS-4500-208, Voss, M. Joel							
Total	Mean	Std Dev	Strongly Agree (5)	Agree (4)	Neutral (3)	Disagree (2)	Strongly Disagree (1)
20	4.35	0.49	7 (35.00%)	13 (65.00%)	0 (0.00%)	0 (0.00%)	0 (0.00%)

Results for SEAS, 4000-level courses							
Total	Mean	Std Dev	Strongly Agree (5)	Agree (4)	Neutral (3)	Disagree (2)	Strongly Disagree (1)
2234	3.93	1.01	705 (31.56%)	958 (42.88%)	352 (15.76%)	146 (6.54%)	73 (3.27%)

~ QUESTIONS AND DETAILS ~

~ ANSWER MATRICES ~

19. Please make any overall comments or observations about this course:

~
Question Type: Short Answer

~
contributed by Office of the Provost

Results for STS-4500-208	
Total	Individual Answers
8	See below for Individual Results

Had a great time. I am upset that I cannot make it into one of your [Joel] sections next semester--course conflicts.

Joel Voss was a great TA. He was very knowledgeable and really cared even though he is a politics student. Mr. Pfaffenberger is very knowledgeable i just feel that he didn't meet any of the objectives of the course. I had good discussions, but I didn't get any major concepts. Unfortunately the lectures were very redundant and didn't seem necessary. A suggestion would be to have a specific topic to cover each lecture and hold yourself accountable to covering that one topic, have bullet points about each point you want to make and talk about those instead of random stories or talking in circles. I think that this class would have been so much better if we had a stronger large lecture section.

Joel is the best TA for any class I've had in my four years at UVA. Normally discussion sections are pretty unbearable, but Joel always made it fun. The humor helped him connect with the students, which is important. Foucault.

I enjoyed the occasional in-class activities that took the place of normal discussion like the constraints exercise and STS theory debate. Looking back I would have preferred more feedback on the Statement of Topic as demonstrated by the disparity in grading between the two course assignments.

Joel Voss was a wonderful T.A. and helped me gain a strong command of the material. He gave insightful feedback and gladly met with us outside of class. I would give him an A+.

Joel did a great job as a TA. I feel the way he ran discussions were really good and helped learn the concepts being taught in the class. Joel facilitated discussion in the sections by asking the right questions that really hit the main point of all of these articles and he did a great job with that. Regarding our thesis assignments, Joel also did a good job talking about them and what the best way to complete them was. Joel was also a very personable and nice TA. I didn't get bored or stressed out because he kept the discussions interesting and he was funny and nice too. Overall, the best thing I enjoyed about Joel as a TA was that he did a good job reminding the sections what the take-home messages were from the articles and how they can apply to our theses and the midterm/final exam. The only concern is that I feel he is a harsher grader than the other TA's. Also, when we received our statement of topics back, there wasn't too much feedback and I wasn't too sure about why certain things were marked down.

Joel's a great TA. It might be nice to add in more interactive group activities to the discussions similar to the debates from the last discussion. Otherwise, the discussion atmosphere was both casual and informative. Oh, and Michel Foucault.

It took Pfaffenberger an extraordinarily long time to grade the group prospectuses. He should complete the grading in a much shorter timeframe when you consider that the students need adequate time to make changes to them and are extremely busy towards the end of the semester. Joel Voss was a great TA. He is very funny, and the discussion sections were very enjoyable. Pfaffenberger's lectures would put me to sleep. However, I liked how Pfaffenberger let us use our laptops during lecture to do whatever we wanted.

STS 4500-212 STS and Engineering Practice - Fall 2010

ENGR (27039)

INSTRUCTORS: Pfaffenberger, Bryan (bp) - **Voss, M. Joel (mjv3h)**

Respondents: 18 / Enrollment: 19

Summary: STS 4500-212 STS and Engineering Practice - Fall 2010 (27039)	
Overall Course Rating STS-4500-212 Mean 3.95 STS-4500-212 Std Dev 0.73 STS-4500-212 Response Count 90 SEAS, 4000-level courses Mean 3.93 SEAS, 4000-level courses Std Dev 0.92 SEAS, 4000-level courses Response Count 9335	Overall Instructor Rating INSTRUCTOR: Voss, M. Joel Mean 4.55 Std Dev 0.59 Response Count 125 SEAS, 4000-level courses Mean 4.07 SEAS, 4000-level courses Std Dev 0.96 SEAS, 4000-level courses Response Count 15589

~ QUESTIONS AND DETAILS ~ ~ ANSWER MATRICES ~

1. The subject matter was challenging. ~ Question Type: Likert ~ <i>contributed by Dean of the School of Engineering and Applied Science</i>	Results for STS-4500-212																		
	<table border="1"> <thead> <tr> <th>Total</th> <th>Mean</th> <th>Std Dev</th> <th>Strongly Agree (5)</th> <th>Agree (4)</th> <th>Neutral (3)</th> <th>Disagree (2)</th> <th>Strongly Disagree (1)</th> <th>Not Applicable (NA)</th> </tr> </thead> <tbody> <tr> <td>18</td> <td>3.89</td> <td>0.68</td> <td>2 (11.11%)</td> <td>13 (72.22%)</td> <td>2 (11.11%)</td> <td>1 (5.56%)</td> <td>0 (0.00%)</td> <td>0 (0.00%)</td> </tr> </tbody> </table>	Total	Mean	Std Dev	Strongly Agree (5)	Agree (4)	Neutral (3)	Disagree (2)	Strongly Disagree (1)	Not Applicable (NA)	18	3.89	0.68	2 (11.11%)	13 (72.22%)	2 (11.11%)	1 (5.56%)	0 (0.00%)	0 (0.00%)
	Total	Mean	Std Dev	Strongly Agree (5)	Agree (4)	Neutral (3)	Disagree (2)	Strongly Disagree (1)	Not Applicable (NA)										
18	3.89	0.68	2 (11.11%)	13 (72.22%)	2 (11.11%)	1 (5.56%)	0 (0.00%)	0 (0.00%)											
Results for SEAS, 4000-level courses																			
2. The objectives of the course were clearly stated and accomplished. ~ Question Type: Likert ~ <i>contributed by Dean of the School of Engineering and Applied Science</i>	Results for STS-4500-212																		
	<table border="1"> <thead> <tr> <th>Total</th> <th>Mean</th> <th>Std Dev</th> <th>Strongly Agree (5)</th> <th>Agree (4)</th> <th>Neutral (3)</th> <th>Disagree (2)</th> <th>Strongly Disagree (1)</th> <th>Not Applicable (NA)</th> </tr> </thead> <tbody> <tr> <td>18</td> <td>4.06</td> <td>0.87</td> <td>6 (33.33%)</td> <td>8 (44.44%)</td> <td>3 (16.67%)</td> <td>1 (5.56%)</td> <td>0 (0.00%)</td> <td>0 (0.00%)</td> </tr> </tbody> </table>	Total	Mean	Std Dev	Strongly Agree (5)	Agree (4)	Neutral (3)	Disagree (2)	Strongly Disagree (1)	Not Applicable (NA)	18	4.06	0.87	6 (33.33%)	8 (44.44%)	3 (16.67%)	1 (5.56%)	0 (0.00%)	0 (0.00%)
	Total	Mean	Std Dev	Strongly Agree (5)	Agree (4)	Neutral (3)	Disagree (2)	Strongly Disagree (1)	Not Applicable (NA)										
18	4.06	0.87	6 (33.33%)	8 (44.44%)	3 (16.67%)	1 (5.56%)	0 (0.00%)	0 (0.00%)											
Results for SEAS, 4000-level courses																			
3. There was a reasonable level of effort expected for the credit hours received. ~ Question Type: Likert ~ <i>contributed by Dean of the School of Engineering and Applied Science</i>	Results for STS-4500-212																		
	<table border="1"> <thead> <tr> <th>Total</th> <th>Mean</th> <th>Std Dev</th> <th>Strongly Agree (5)</th> <th>Agree (4)</th> <th>Neutral (3)</th> <th>Disagree (2)</th> <th>Strongly Disagree (1)</th> <th>Not Applicable (NA)</th> </tr> </thead> <tbody> <tr> <td>18</td> <td>4.06</td> <td>0.73</td> <td>4 (22.22%)</td> <td>12 (66.67%)</td> <td>1 (5.56%)</td> <td>1 (5.56%)</td> <td>0 (0.00%)</td> <td>0 (0.00%)</td> </tr> </tbody> </table>	Total	Mean	Std Dev	Strongly Agree (5)	Agree (4)	Neutral (3)	Disagree (2)	Strongly Disagree (1)	Not Applicable (NA)	18	4.06	0.73	4 (22.22%)	12 (66.67%)	1 (5.56%)	1 (5.56%)	0 (0.00%)	0 (0.00%)
	Total	Mean	Std Dev	Strongly Agree (5)	Agree (4)	Neutral (3)	Disagree (2)	Strongly Disagree (1)	Not Applicable (NA)										
18	4.06	0.73	4 (22.22%)	12 (66.67%)	1 (5.56%)	1 (5.56%)	0 (0.00%)	0 (0.00%)											
Results for SEAS, 4000-level courses																			

~ QUESTIONS AND DETAILS ~

~ ANSWER MATRICES ~

4. The homework assignments helped me learn the subject matter.

Question Type: Likert

contributed by Dean of the School of Engineering and Applied Science

Results for STS-4500-212								
Total	Mean	Std Dev	Strongly Agree (5)	Agree (4)	Neutral (3)	Disagree (2)	Strongly Disagree (1)	Not Applicable (NA)
18	3.88	0.60	1 (5.56%)	14 (77.78%)	1 (5.56%)	1 (5.56%)	0 (0.00%)	1 (5.56%)

Results for SEAS, 4000-level courses								
Total	Mean	Std Dev	Strongly Agree (5)	Agree (4)	Neutral (3)	Disagree (2)	Strongly Disagree (1)	Not Applicable (NA)
1865	4.00	0.91	489 (26.22%)	779 (41.77%)	234 (12.55%)	88 (4.72%)	28 (1.50%)	247 (13.24%)

5. The textbook increased my understanding of the material.

Question Type: Likert

contributed by Dean of the School of Engineering and Applied Science

Results for STS-4500-212								
Total	Mean	Std Dev	Strongly Agree (5)	Agree (4)	Neutral (3)	Disagree (2)	Strongly Disagree (1)	Not Applicable (NA)
18	3.75	0.89	1 (5.56%)	5 (27.78%)	1 (5.56%)	1 (5.56%)	0 (0.00%)	10 (55.56%)

Results for SEAS, 4000-level courses								
Total	Mean	Std Dev	Strongly Agree (5)	Agree (4)	Neutral (3)	Disagree (2)	Strongly Disagree (1)	Not Applicable (NA)
1869	3.58	1.03	182 (9.74%)	426 (22.79%)	284 (15.20%)	92 (4.92%)	48 (2.57%)	837 (44.78%)

6. The course material was well organized and developed.

Question Type: Likert

contributed by Dean of the School of Engineering and Applied Science

Results for STS-4500-212, Voss, M. Joel								
Total	Mean	Std Dev	Strongly Agree (5)	Agree (4)	Neutral (3)	Disagree (2)	Strongly Disagree (1)	Not Applicable (NA)
17	4.41	0.62	8 (47.06%)	8 (47.06%)	1 (5.88%)	0 (0.00%)	0 (0.00%)	0 (0.00%)

Results for SEAS, 4000-level courses								
Total	Mean	Std Dev	Strongly Agree (5)	Agree (4)	Neutral (3)	Disagree (2)	Strongly Disagree (1)	Not Applicable (NA)
2222	3.87	1.04	643 (28.94%)	954 (42.93%)	312 (14.04%)	191 (8.60%)	76 (3.42%)	46 (2.07%)

7. The instructor was knowledgeable about the subject matter.

Question Type: Likert

contributed by Dean of the School of Engineering and Applied Science

Results for STS-4500-212, Voss, M. Joel								
Total	Mean	Std Dev	Strongly Agree (5)	Agree (4)	Neutral (3)	Disagree (2)	Strongly Disagree (1)	Not Applicable (NA)
18	4.44	0.62	9 (50.00%)	8 (44.44%)	1 (5.56%)	0 (0.00%)	0 (0.00%)	0 (0.00%)

Results for SEAS, 4000-level courses								
Total	Mean	Std Dev	Strongly Agree (5)	Agree (4)	Neutral (3)	Disagree (2)	Strongly Disagree (1)	Not Applicable (NA)
2229	4.42	0.74	1168 (52.40%)	813 (36.47%)	139 (6.24%)	39 (1.75%)	13 (0.58%)	57 (2.56%)

8. The instructor was well prepared for class.

Question Type: Likert

contributed by Dean of the School of Engineering and Applied Science

Results for STS-4500-212, Voss, M. Joel								
Total	Mean	Std Dev	Strongly Agree (5)	Agree (4)	Neutral (3)	Disagree (2)	Strongly Disagree (1)	Not Applicable (NA)
18	4.78	0.43	14 (77.78%)	4 (22.22%)	0 (0.00%)	0 (0.00%)	0 (0.00%)	0 (0.00%)

Results for SEAS, 4000-level courses								
Total	Mean	Std Dev	Strongly Agree (5)	Agree (4)	Neutral (3)	Disagree (2)	Strongly Disagree (1)	Not Applicable (NA)
2222	4.16	0.91	874 (39.33%)	921 (41.45%)	219 (9.86%)	89 (4.01%)	44 (1.98%)	75 (3.38%)

~ QUESTIONS AND DETAILS ~

~ ANSWER MATRICES ~

9. The instructor (not Teaching Assistants) was accessible for individual assistance.

Question Type: Likert

contributed by Dean of the School of Engineering and Applied Science

Results for STS-4500-212, Voss, M. Joel								
Total	Mean	Std Dev	Strongly Agree (5)	Agree (4)	Neutral (3)	Disagree (2)	Strongly Disagree (1)	Not Applicable (NA)
18	4.56	0.51	10 (55.56%)	8 (44.44%)	0 (0.00%)	0 (0.00%)	0 (0.00%)	0 (0.00%)

Results for SEAS, 4000-level courses								
Total	Mean	Std Dev	Strongly Agree (5)	Agree (4)	Neutral (3)	Disagree (2)	Strongly Disagree (1)	Not Applicable (NA)
2235	4.20	0.84	848 (37.94%)	880 (39.37%)	265 (11.86%)	47 (2.10%)	27 (1.21%)	168 (7.52%)

10. The grading policy was fair.

Question Type: Likert

contributed by Dean of the School of Engineering and Applied Science

Results for STS-4500-212, Voss, M. Joel								
Total	Mean	Std Dev	Strongly Agree (5)	Agree (4)	Neutral (3)	Disagree (2)	Strongly Disagree (1)	Not Applicable (NA)
18	4.78	0.43	14 (77.78%)	4 (22.22%)	0 (0.00%)	0 (0.00%)	0 (0.00%)	0 (0.00%)

Results for SEAS, 4000-level courses								
Total	Mean	Std Dev	Strongly Agree (5)	Agree (4)	Neutral (3)	Disagree (2)	Strongly Disagree (1)	Not Applicable (NA)
2227	3.97	0.98	673 (30.22%)	977 (43.87%)	302 (13.56%)	114 (5.12%)	67 (3.01%)	94 (4.22%)

11. The instructor responded adequately to in-class questions.

Question Type: Likert

contributed by Dean of the School of Engineering and Applied Science

Results for STS-4500-212, Voss, M. Joel								
Total	Mean	Std Dev	Strongly Agree (5)	Agree (4)	Neutral (3)	Disagree (2)	Strongly Disagree (1)	Not Applicable (NA)
18	4.67	0.49	12 (66.67%)	6 (33.33%)	0 (0.00%)	0 (0.00%)	0 (0.00%)	0 (0.00%)

Results for SEAS, 4000-level courses								
Total	Mean	Std Dev	Strongly Agree (5)	Agree (4)	Neutral (3)	Disagree (2)	Strongly Disagree (1)	Not Applicable (NA)
2224	4.21	0.84	860 (38.67%)	966 (43.44%)	198 (8.90%)	68 (3.06%)	27 (1.21%)	105 (4.72%)

12. As a teacher, this instructor was better than most others in this School.

Question Type: Likert

contributed by Dean of the School of Engineering and Applied Science

Results for STS-4500-212, Voss, M. Joel								
Total	Mean	Std Dev	Strongly Agree (5)	Agree (4)	Neutral (3)	Disagree (2)	Strongly Disagree (1)	Not Applicable (NA)
18	4.22	0.81	7 (38.89%)	9 (50.00%)	1 (5.56%)	1 (5.56%)	0 (0.00%)	0 (0.00%)

Results for SEAS, 4000-level courses								
Total	Mean	Std Dev	Strongly Agree (5)	Agree (4)	Neutral (3)	Disagree (2)	Strongly Disagree (1)	Not Applicable (NA)
2230	3.69	1.12	594 (26.64%)	739 (33.14%)	506 (22.69%)	226 (10.13%)	101 (4.53%)	64 (2.87%)

13. The average number of hours per week I spent outside of class preparing for this course was:

Question Type: Multiple Choice

contributed by Office of the Provost

Results for STS-4500-212					
Total	Less than 1 (NA)	1 - 3 (NA)	4 - 6 (NA)	7 - 9 (NA)	10 or more (NA)
18	2 (11.11%)	13 (72.22%)	2 (11.11%)	1 (5.56%)	0 (0.00%)

Results for SEAS, 4000-level courses					
Total	Less than 1 (NA)	1 - 3 (NA)	4 - 6 (NA)	7 - 9 (NA)	10 or more (NA)
1870	161 (8.61%)	809 (43.26%)	604 (32.30%)	188 (10.05%)	108 (5.78%)

~ QUESTIONS AND DETAILS ~

~ ANSWER MATRICES ~

14. I learned a great deal in this course.

Question Type: Likert
 ~
 contributed by Office of the Provost

Results for STS-4500-212							
Total	Mean	Std Dev	Strongly Agree (5)	Agree (4)	Neutral (3)	Disagree (2)	Strongly Disagree (1)
18	3.67	0.97	4 (22.22%)	6 (33.33%)	6 (33.33%)	2 (11.11%)	0 (0.00%)

Results for SEAS, 4000-level courses							
Total	Mean	Std Dev	Strongly Agree (5)	Agree (4)	Neutral (3)	Disagree (2)	Strongly Disagree (1)
1862	3.84	1.04	526 (28.25%)	795 (42.70%)	335 (17.99%)	133 (7.14%)	73 (3.92%)

15. Overall, this was a worthwhile course.

Question Type: Likert
 ~
 contributed by Office of the Provost

Results for STS-4500-212							
Total	Mean	Std Dev	Strongly Agree (5)	Agree (4)	Neutral (3)	Disagree (2)	Strongly Disagree (1)
18	3.56	1.15	3 (16.67%)	9 (50.00%)	2 (11.11%)	3 (16.67%)	1 (5.56%)

Results for SEAS, 4000-level courses							
Total	Mean	Std Dev	Strongly Agree (5)	Agree (4)	Neutral (3)	Disagree (2)	Strongly Disagree (1)
1871	3.88	1.07	595 (31.80%)	760 (40.62%)	287 (15.34%)	154 (8.23%)	75 (4.01%)

16. The course's goals and requirements were defined and adhered to by the instructor.

Question Type: Likert
 ~
 contributed by Office of the Provost

Results for STS-4500-212, Voss, M. Joel							
Total	Mean	Std Dev	Strongly Agree (5)	Agree (4)	Neutral (3)	Disagree (2)	Strongly Disagree (1)
18	4.39	0.61	8 (44.44%)	9 (50.00%)	1 (5.56%)	0 (0.00%)	0 (0.00%)

Results for SEAS, 4000-level courses							
Total	Mean	Std Dev	Strongly Agree (5)	Agree (4)	Neutral (3)	Disagree (2)	Strongly Disagree (1)
2218	4.04	0.87	682 (30.75%)	1107 (49.91%)	299 (13.48%)	97 (4.37%)	33 (1.49%)

17. The instructor was approachable and made himself/herself available to students outside the classroom.

Question Type: Likert
 ~
 contributed by Office of the Provost

Results for STS-4500-212, Voss, M. Joel							
Total	Mean	Std Dev	Strongly Agree (5)	Agree (4)	Neutral (3)	Disagree (2)	Strongly Disagree (1)
18	4.50	0.51	9 (50.00%)	9 (50.00%)	0 (0.00%)	0 (0.00%)	0 (0.00%)

Results for SEAS, 4000-level courses							
Total	Mean	Std Dev	Strongly Agree (5)	Agree (4)	Neutral (3)	Disagree (2)	Strongly Disagree (1)
2226	4.16	0.83	830 (37.29%)	1023 (45.96%)	289 (12.98%)	58 (2.61%)	26 (1.17%)

18. Overall, the instructor was an effective teacher.

Question Type: Likert
 ~
 contributed by Office of the Provost

Results for STS-4500-212, Voss, M. Joel							
Total	Mean	Std Dev	Strongly Agree (5)	Agree (4)	Neutral (3)	Disagree (2)	Strongly Disagree (1)
18	4.56	0.62	11 (61.11%)	6 (33.33%)	1 (5.56%)	0 (0.00%)	0 (0.00%)

Results for SEAS, 4000-level courses							
Total	Mean	Std Dev	Strongly Agree (5)	Agree (4)	Neutral (3)	Disagree (2)	Strongly Disagree (1)
2234	3.93	1.01	705 (31.56%)	958 (42.88%)	352 (15.76%)	146 (6.54%)	73 (3.27%)

~ QUESTIONS AND DETAILS ~

~ ANSWER MATRICES ~

19. Please make any overall comments or observations about this course:

~
Question Type: Short Answer

~
contributed by Office of the Provost

Results for STS-4500-212

Total	Individual Answers
11	See below for Individual Results

Joel I think you are a good TA and I do not fault you for how poor this course was organized and run. I learned more in your discussions than in lectures with Pfaffenberger. You are a fair grader. I would definitely choose you again as a TA but I am switching from Pfaffenberger's class for a myriad of reasons.

I really liked the course dynamics in that it wasn't always read something, and then come to class and discuss the reading. It was more involved with engaging activities that made us think about the article and the concepts presented within it without directly dragging on about the article. Joel's positive feedback to student's responses ("That's exactly right", "Between the combination of all of your answers, I think you got it.") during class encouraged me to speak up in class as well.

Very good Teaching Assistant, fair and provided good explanations of course material.

I enjoyed the format of the discussion. Relaxed and humorous, fit well for talking about the papers

This course is meant to encompass all engineering disciplines in a single class and thesis assignment. I have no problem with a general writing requirement class taught in this way. I like getting to broaden my exposure to other engineering fields and dilemmas. However, I think it is difficult to fit all disciplines into the same thesis assignment. Being a civil engineer, my capstone class all had the same goal of designing and planning the construction of a sustainable office building. I had a very hard time trying to relate this capstone project to STS principles discussed in class. Our project doesn't involve many new inventions or practices outside of efficient, environmentally friendly systems and designs. I feel like I'm stretching to find a suitable topic, and therefore feel like I am putting a lot of preparation into writing a bogus paper.

Joel's great.

Loved having Joel as our TA. Coming from a Politics background, he wasn't as knowledgeable about the technologies we talked about, but he was very knowledgeable about the material of the readings and how to evaluate and get the most from them. His sections were always interesting, and dare I say, fun?

I think BP did a great job making sure that discussion, lecture and class reading all worked together to achieve delivery of the information. His availability outside of class was also extremely appreciated due to the fact that if class or discussion did not fully explain a concept, you could go to BP and sit and talk with him. Joel Voss also did a great job with discussion! His presentation of information in discussion was extremely advantageous to BP's information in class. I also appreciated how easily approachable Joel was. The different ways Joel also changed discussion was nice- it wasn't the same bland plan everytime, it changed regularly.

Joel was a fantastic TA.

Joel was a great TA because he explained the concepts in our terms.

I'm disappointed that this class had to be taught in a large lecture coupled with smaller sections. Though the Thursday lectures were mandatory, I found them to be repetitive and boring. Sections were much more useful. I would have been more engaged in a smaller setting. The subject is relevant and interesting!

PLIR 331-0002 Ethics Hum Rights W Aff Disc - Spring 2008

Arts And Sciences (104cx)

INSTRUCTORS: **Voss, M. Joel (mjv3h)**

Respondents: 16 / Enrollment: 23

~ QUESTIONS AND DETAILS ~	~ ANSWER MATRICES ~																
<p>1. The teaching assistant stimulates me to think and learn.</p> <p>~ Question Type: Likert ~ <i>contributed by Department of Politics</i></p>	<p>Results for PLIR-331-0002, Voss, M. Joel</p> <table border="1"> <thead> <tr> <th>Total</th> <th>Mean</th> <th>Std Dev</th> <th>Strongly Agree (5)</th> <th>Agree (4)</th> <th>Neutral (3)</th> <th>Disagree (2)</th> <th>Strongly Disagree (1)</th> </tr> </thead> <tbody> <tr> <td>16</td> <td>4.38</td> <td>0.62</td> <td>7 (43.75%)</td> <td>8 (50.00%)</td> <td>1 (6.25%)</td> <td>0 (0.00%)</td> <td>0 (0.00%)</td> </tr> </tbody> </table>	Total	Mean	Std Dev	Strongly Agree (5)	Agree (4)	Neutral (3)	Disagree (2)	Strongly Disagree (1)	16	4.38	0.62	7 (43.75%)	8 (50.00%)	1 (6.25%)	0 (0.00%)	0 (0.00%)
	Total	Mean	Std Dev	Strongly Agree (5)	Agree (4)	Neutral (3)	Disagree (2)	Strongly Disagree (1)									
	16	4.38	0.62	7 (43.75%)	8 (50.00%)	1 (6.25%)	0 (0.00%)	0 (0.00%)									
<p>Results for Politics Discussions - Spring, 2008</p> <table border="1"> <thead> <tr> <th>Total</th> <th>Mean</th> <th>Std Dev</th> <th>Strongly Agree (5)</th> <th>Agree (4)</th> <th>Neutral (3)</th> <th>Disagree (2)</th> <th>Strongly Disagree (1)</th> </tr> </thead> <tbody> <tr> <td>1083</td> <td>4.22</td> <td>0.83</td> <td>447 (41.27%)</td> <td>489 (45.15%)</td> <td>99 (9.14%)</td> <td>36 (3.32%)</td> <td>12 (1.11%)</td> </tr> </tbody> </table>	Total	Mean	Std Dev	Strongly Agree (5)	Agree (4)	Neutral (3)	Disagree (2)	Strongly Disagree (1)	1083	4.22	0.83	447 (41.27%)	489 (45.15%)	99 (9.14%)	36 (3.32%)	12 (1.11%)	
Total	Mean	Std Dev	Strongly Agree (5)	Agree (4)	Neutral (3)	Disagree (2)	Strongly Disagree (1)										
1083	4.22	0.83	447 (41.27%)	489 (45.15%)	99 (9.14%)	36 (3.32%)	12 (1.11%)										
<p>2. The teaching assistant knows the material and leads discussions effectively.</p> <p>~ Question Type: Likert ~ <i>contributed by Department of Politics</i></p>	<p>Results for PLIR-331-0002, Voss, M. Joel</p> <table border="1"> <thead> <tr> <th>Total</th> <th>Mean</th> <th>Std Dev</th> <th>Strongly Agree (5)</th> <th>Agree (4)</th> <th>Neutral (3)</th> <th>Disagree (2)</th> <th>Strongly Disagree (1)</th> </tr> </thead> <tbody> <tr> <td>16</td> <td>4.50</td> <td>0.63</td> <td>9 (56.25%)</td> <td>6 (37.50%)</td> <td>1 (6.25%)</td> <td>0 (0.00%)</td> <td>0 (0.00%)</td> </tr> </tbody> </table>	Total	Mean	Std Dev	Strongly Agree (5)	Agree (4)	Neutral (3)	Disagree (2)	Strongly Disagree (1)	16	4.50	0.63	9 (56.25%)	6 (37.50%)	1 (6.25%)	0 (0.00%)	0 (0.00%)
	Total	Mean	Std Dev	Strongly Agree (5)	Agree (4)	Neutral (3)	Disagree (2)	Strongly Disagree (1)									
	16	4.50	0.63	9 (56.25%)	6 (37.50%)	1 (6.25%)	0 (0.00%)	0 (0.00%)									
<p>Results for Politics Discussions - Spring, 2008</p> <table border="1"> <thead> <tr> <th>Total</th> <th>Mean</th> <th>Std Dev</th> <th>Strongly Agree (5)</th> <th>Agree (4)</th> <th>Neutral (3)</th> <th>Disagree (2)</th> <th>Strongly Disagree (1)</th> </tr> </thead> <tbody> <tr> <td>1081</td> <td>4.37</td> <td>0.84</td> <td>578 (53.47%)</td> <td>380 (35.15%)</td> <td>76 (7.03%)</td> <td>34 (3.15%)</td> <td>13 (1.20%)</td> </tr> </tbody> </table>	Total	Mean	Std Dev	Strongly Agree (5)	Agree (4)	Neutral (3)	Disagree (2)	Strongly Disagree (1)	1081	4.37	0.84	578 (53.47%)	380 (35.15%)	76 (7.03%)	34 (3.15%)	13 (1.20%)	
Total	Mean	Std Dev	Strongly Agree (5)	Agree (4)	Neutral (3)	Disagree (2)	Strongly Disagree (1)										
1081	4.37	0.84	578 (53.47%)	380 (35.15%)	76 (7.03%)	34 (3.15%)	13 (1.20%)										
<p>3. The teaching assistant effectively relates the discussion sections to lectures and other aspects of the course.</p> <p>~ Question Type: Likert ~ <i>contributed by Department of Politics</i></p>	<p>Results for PLIR-331-0002, Voss, M. Joel</p> <table border="1"> <thead> <tr> <th>Total</th> <th>Mean</th> <th>Std Dev</th> <th>Strongly Agree (5)</th> <th>Agree (4)</th> <th>Neutral (3)</th> <th>Disagree (2)</th> <th>Strongly Disagree (1)</th> </tr> </thead> <tbody> <tr> <td>16</td> <td>4.56</td> <td>0.51</td> <td>9 (56.25%)</td> <td>7 (43.75%)</td> <td>0 (0.00%)</td> <td>0 (0.00%)</td> <td>0 (0.00%)</td> </tr> </tbody> </table>	Total	Mean	Std Dev	Strongly Agree (5)	Agree (4)	Neutral (3)	Disagree (2)	Strongly Disagree (1)	16	4.56	0.51	9 (56.25%)	7 (43.75%)	0 (0.00%)	0 (0.00%)	0 (0.00%)
	Total	Mean	Std Dev	Strongly Agree (5)	Agree (4)	Neutral (3)	Disagree (2)	Strongly Disagree (1)									
	16	4.56	0.51	9 (56.25%)	7 (43.75%)	0 (0.00%)	0 (0.00%)	0 (0.00%)									
<p>Results for Politics Discussions - Spring, 2008</p> <table border="1"> <thead> <tr> <th>Total</th> <th>Mean</th> <th>Std Dev</th> <th>Strongly Agree (5)</th> <th>Agree (4)</th> <th>Neutral (3)</th> <th>Disagree (2)</th> <th>Strongly Disagree (1)</th> </tr> </thead> <tbody> <tr> <td>1072</td> <td>4.34</td> <td>0.79</td> <td>527 (49.16%)</td> <td>424 (39.55%)</td> <td>86 (8.02%)</td> <td>27 (2.52%)</td> <td>8 (0.75%)</td> </tr> </tbody> </table>	Total	Mean	Std Dev	Strongly Agree (5)	Agree (4)	Neutral (3)	Disagree (2)	Strongly Disagree (1)	1072	4.34	0.79	527 (49.16%)	424 (39.55%)	86 (8.02%)	27 (2.52%)	8 (0.75%)	
Total	Mean	Std Dev	Strongly Agree (5)	Agree (4)	Neutral (3)	Disagree (2)	Strongly Disagree (1)										
1072	4.34	0.79	527 (49.16%)	424 (39.55%)	86 (8.02%)	27 (2.52%)	8 (0.75%)										
<p>4. The teaching assistant encourages students to learn from one another.</p> <p>~ Question Type: Likert ~ <i>contributed by Department of Politics</i></p>	<p>Results for PLIR-331-0002, Voss, M. Joel</p> <table border="1"> <thead> <tr> <th>Total</th> <th>Mean</th> <th>Std Dev</th> <th>Strongly Agree (5)</th> <th>Agree (4)</th> <th>Neutral (3)</th> <th>Disagree (2)</th> <th>Strongly Disagree (1)</th> </tr> </thead> <tbody> <tr> <td>15</td> <td>4.53</td> <td>0.64</td> <td>9 (60.00%)</td> <td>5 (33.33%)</td> <td>1 (6.67%)</td> <td>0 (0.00%)</td> <td>0 (0.00%)</td> </tr> </tbody> </table>	Total	Mean	Std Dev	Strongly Agree (5)	Agree (4)	Neutral (3)	Disagree (2)	Strongly Disagree (1)	15	4.53	0.64	9 (60.00%)	5 (33.33%)	1 (6.67%)	0 (0.00%)	0 (0.00%)
	Total	Mean	Std Dev	Strongly Agree (5)	Agree (4)	Neutral (3)	Disagree (2)	Strongly Disagree (1)									
	15	4.53	0.64	9 (60.00%)	5 (33.33%)	1 (6.67%)	0 (0.00%)	0 (0.00%)									
<p>Results for Politics Discussions - Spring, 2008</p> <table border="1"> <thead> <tr> <th>Total</th> <th>Mean</th> <th>Std Dev</th> <th>Strongly Agree (5)</th> <th>Agree (4)</th> <th>Neutral (3)</th> <th>Disagree (2)</th> <th>Strongly Disagree (1)</th> </tr> </thead> <tbody> <tr> <td>1073</td> <td>4.13</td> <td>0.83</td> <td>390 (36.35%)</td> <td>479 (44.64%)</td> <td>166 (15.47%)</td> <td>28 (2.61%)</td> <td>10 (0.93%)</td> </tr> </tbody> </table>	Total	Mean	Std Dev	Strongly Agree (5)	Agree (4)	Neutral (3)	Disagree (2)	Strongly Disagree (1)	1073	4.13	0.83	390 (36.35%)	479 (44.64%)	166 (15.47%)	28 (2.61%)	10 (0.93%)	
Total	Mean	Std Dev	Strongly Agree (5)	Agree (4)	Neutral (3)	Disagree (2)	Strongly Disagree (1)										
1073	4.13	0.83	390 (36.35%)	479 (44.64%)	166 (15.47%)	28 (2.61%)	10 (0.93%)										

~ QUESTIONS AND DETAILS ~

~ ANSWER MATRICES ~

5. The teaching assistant provided helpful comments on papers and exams.

Question Type: Likert

contributed by Department of Politics

Results for PLIR-331-0002, Voss, M. Joel							
Total	Mean	Std Dev	Strongly Agree (5)	Agree (4)	Neutral (3)	Disagree (2)	Strongly Disagree (1)
16	4.19	0.75	6 (37.50%)	7 (43.75%)	3 (18.75%)	0 (0.00%)	0 (0.00%)

Results for Politics Discussions - Spring, 2008							
Total	Mean	Std Dev	Strongly Agree (5)	Agree (4)	Neutral (3)	Disagree (2)	Strongly Disagree (1)
1073	3.94	0.95	331 (30.85%)	449 (41.85%)	213 (19.85%)	58 (5.41%)	22 (2.05%)

6. You are:

Question Type: Multiple Choice

contributed by Department of Politics

Results for PLIR-331-0002					
Total	a major in the Department of Politics (NA)	a major in the humanities (NA)	a major in History or another Social Science (NA)	not yet declared (NA)	other (NA)
16	4 (25.00%)	4 (25.00%)	6 (37.50%)	0 (0.00%)	2 (12.50%)

Results for Politics Discussions - Spring, 2008					
Total	a major in the Department of Politics (NA)	a major in the humanities (NA)	a major in History or another Social Science (NA)	not yet declared (NA)	other (NA)
1080	513 (47.50%)	66 (6.11%)	104 (9.63%)	262 (24.26%)	135 (12.50%)

7. What year are you?

Question Type: Multiple Choice

contributed by Department of Politics

Results for PLIR-331-0002					
Total	First-year (NA)	Second-year (NA)	Third-year (NA)	Fourth-year (NA)	Graduate student (NA)
16	0 (0.00%)	5 (31.25%)	9 (56.25%)	2 (12.50%)	0 (0.00%)

Results for Politics Discussions - Spring, 2008					
Total	First-year (NA)	Second-year (NA)	Third-year (NA)	Fourth-year (NA)	Graduate student (NA)
1078	298 (27.64%)	399 (37.01%)	293 (27.18%)	86 (7.98%)	2 (0.19%)

8. What is your overall GPA in the College?

Question Type: Multiple Choice

contributed by Department of Politics

Results for PLIR-331-0002					
Total	3.6 or higher (NA)	3.2 to 3.59 (NA)	2.8 to 3.19 (NA)	2.4 to 2.79 (NA)	2.39 or lower (NA)
16	6 (37.50%)	8 (50.00%)	2 (12.50%)	0 (0.00%)	0 (0.00%)

Results for Politics Discussions - Spring, 2008					
Total	3.6 or higher (NA)	3.2 to 3.59 (NA)	2.8 to 3.19 (NA)	2.4 to 2.79 (NA)	2.39 or lower (NA)
1077	251 (23.31%)	418 (38.81%)	304 (28.23%)	79 (7.34%)	25 (2.32%)

9. What are the strengths and weaknesses of the teaching assistant? What suggestions would you make for improving the discussion section?

Question Type: Short Answer

contributed by Department of Politics

Results for PLIR-331-0002, Voss, M. Joel	
Total	Individual Answers
12	See below for Individual Results

He's a good TA, no suggestions.

Well organized, runs a rela nice discussion. We all are able to learn the lecture material better and can participate well.

too eager to move class outside

~ QUESTIONS AND DETAILS ~

~ ANSWER MATRICES ~

I think that Joel is very approachable and has a good understanding of the material. I also think our discussion section was relatively weak, and that is always challenging as a TA to make individuals talk. I think unfortunately he spent too much time talking and I wish he had the students divide into groups and talk amongst themselves more.

strengths: knowledge, interest in material, feedback on work, help with preparing papers

Great job connecting to students! I loved the in-class activities!

He's effective at leading the sections and does a good job getting people involved.

Totally great TA. Perfect discussions, he clarified so many things for me. Also promoted interesting discussions.

Joel is an excellent TA. He presents the material effectively and clearly, and answers any questions the students may have.

Joel was very engaging and encouraged thoughtful discussion. He really didn't have any weaknesses.

strength: experience and teaching style weakness: sometimes his casual attitude can let him make off-hand comments which some students are sensitive to...

enthusiastic, knowledgeable, approachable

10. In your opinion, did the TA welcome alternative viewpoints? Did the TA treat all students fairly? Why do you feel this way?

Question Type: Short Answer

contributed by Department of Politics

Results for PLIR-331-0002, Voss, M. Joel

Total	Individual Answers
14	See below for Individual Results

Yes

Yes

Yes! All students were treated fairly.

Joel was great and welcomed any viewpoint and would politely tell someone if they were wrong. Everyone was treated fairly.

yes - he encouraged debate

Yes. He treated us all equally, even the weirdos.

Yes.

yes

yes

yes

Absolutely.

Joel treated everyone fairly and welcomed alternative viewpoints.

Yes, he wanted people to debate with him and with each other. He respected everyone's viewpoints and encouraged the students to speak up.

Yes. The class dynamic was very ideal. This is definitely one of the best discussion sections I've been in.

11. Would you recommend this teaching assistant to other students? Why or why not?

Question Type: Short Answer

contributed by Department of Politics

Results for PLIR-331-0002, Voss, M. Joel

Total	Individual Answers
13	See below for Individual Results

Joel has been my favorite TA at the university. I would recommend him to everyone. He is fun to talk to, extremely knowledgeable about the subject, and respectful of all his students. I looked forward to discussion every week.

~ QUESTIONS AND DETAILS ~

~ ANSWER MATRICES ~

Absolutely, one of the best run discussions I've ever had

Yes. Because he is a good TA.

yes: helpful, knowledgeable, approachable, easy to talk to

Yes

Yes

Yes...he was very nice and approachable and made himself available outside of class.

yes, he was effective at teaching the material that smith didn't explain that well in class

YES- one of the best TA's I've had at UVa. He knows where students are coming from and he appreciates debate!

Yes!

yes

yes - he is pretty awesome

YES!! He made discussions so interesting and I would not have understood this course without him.

12. The average number of hours per week I spent outside of class preparing for this course was:

Question Type: Multiple Choice

contributed by Office of the Provost

Results for PLIR-331-0002					
Total	Less than 1 (NA)	1 - 3 (NA)	4 - 6 (NA)	7 - 9 (NA)	10 or more (NA)
16	2 (12.50%)	12 (75.00%)	1 (6.25%)	1 (6.25%)	0 (0.00%)

Results for Politics Discussions - Spring, 2008					
Total	Less than 1 (NA)	1 - 3 (NA)	4 - 6 (NA)	7 - 9 (NA)	10 or more (NA)
1077	128 (11.88%)	603 (55.99%)	299 (27.76%)	40 (3.71%)	7 (0.65%)

13. I learned a great deal in this course.

Question Type: Likert

contributed by Office of the Provost

Results for PLIR-331-0002							
Total	Mean	Std Dev	Strongly Agree (5)	Agree (4)	Neutral (3)	Disagree (2)	Strongly Disagree (1)
16	4.44	0.63	8 (50.00%)	7 (43.75%)	1 (6.25%)	0 (0.00%)	0 (0.00%)

Results for Politics Discussions - Spring, 2008							
Total	Mean	Std Dev	Strongly Agree (5)	Agree (4)	Neutral (3)	Disagree (2)	Strongly Disagree (1)
1072	4.09	0.82	335 (31.25%)	558 (52.05%)	127 (11.85%)	42 (3.92%)	10 (0.93%)

14. Overall, this was a worthwhile course.

Question Type: Likert

contributed by Office of the Provost

Results for PLIR-331-0002							
Total	Mean	Std Dev	Strongly Agree (5)	Agree (4)	Neutral (3)	Disagree (2)	Strongly Disagree (1)
15	4.33	0.72	7 (46.67%)	6 (40.00%)	2 (13.33%)	0 (0.00%)	0 (0.00%)

Results for Politics Discussions - Spring, 2008							
Total	Mean	Std Dev	Strongly Agree (5)	Agree (4)	Neutral (3)	Disagree (2)	Strongly Disagree (1)
1070	4.07	0.86	344 (32.15%)	536 (50.09%)	127 (11.87%)	50 (4.67%)	13 (1.21%)

~ QUESTIONS AND DETAILS ~

~ ANSWER MATRICES ~

15. The course's goals and requirements were defined and adhered to by the instructor.

Question Type: Likert

contributed by Office of the Provost

Results for PLIR-331-0002, Voss, M. Joel							
Total	Mean	Std Dev	Strongly Agree (5)	Agree (4)	Neutral (3)	Disagree (2)	Strongly Disagree (1)
16	4.38	0.72	8 (50.00%)	6 (37.50%)	2 (12.50%)	0 (0.00%)	0 (0.00%)

Results for Politics Discussions - Spring, 2008							
Total	Mean	Std Dev	Strongly Agree (5)	Agree (4)	Neutral (3)	Disagree (2)	Strongly Disagree (1)
1064	4.29	0.71	437 (41.07%)	522 (49.06%)	84 (7.89%)	16 (1.50%)	5 (0.47%)

16. The instructor was approachable and made himself/herself available to students outside the classroom.

Question Type: Likert

contributed by Office of the Provost

Results for PLIR-331-0002, Voss, M. Joel							
Total	Mean	Std Dev	Strongly Agree (5)	Agree (4)	Neutral (3)	Disagree (2)	Strongly Disagree (1)
16	4.50	0.63	9 (56.25%)	6 (37.50%)	1 (6.25%)	0 (0.00%)	0 (0.00%)

Results for Politics Discussions - Spring, 2008							
Total	Mean	Std Dev	Strongly Agree (5)	Agree (4)	Neutral (3)	Disagree (2)	Strongly Disagree (1)
1071	4.39	0.75	552 (51.54%)	417 (38.94%)	74 (6.91%)	24 (2.24%)	4 (0.37%)

17. Overall, the instructor was an effective teacher.

Question Type: Likert

contributed by Office of the Provost

Results for PLIR-331-0002, Voss, M. Joel							
Total	Mean	Std Dev	Strongly Agree (5)	Agree (4)	Neutral (3)	Disagree (2)	Strongly Disagree (1)
16	4.62	0.62	11 (68.75%)	4 (25.00%)	1 (6.25%)	0 (0.00%)	0 (0.00%)

Results for Politics Discussions - Spring, 2008							
Total	Mean	Std Dev	Strongly Agree (5)	Agree (4)	Neutral (3)	Disagree (2)	Strongly Disagree (1)
1076	4.27	0.83	477 (44.33%)	468 (43.49%)	83 (7.71%)	36 (3.35%)	12 (1.12%)

18. Please make any overall comments or observations about this course:

Question Type: Short Answer

contributed by Office of the Provost

Results for PLIR-331-0002	
Total	Individual Answers
5	See below for Individual Results

It was a good course.

liked discussion much more than lecture

NA

n/a

Great job, learned a ton in discussion. Office hours were a little inaccessible for me, but not a big deal, was willing to meet outside of them

PLIR 331-0003 Ethics Hum Rights W Aff Disc - Spring 2008

Arts And Sciences (102u5)

INSTRUCTORS: Voss, M. Joel (mjv3h)

Respondents: 14 / Enrollment: 19

~ QUESTIONS AND DETAILS ~	~ ANSWER MATRICES ~																
<p>1. The teaching assistant stimulates me to think and learn.</p> <p>~ Question Type: Likert ~ <i>contributed by Department of Politics</i></p>	<p>Results for PLIR-331-0003, Voss, M. Joel</p> <table border="1"> <thead> <tr> <th>Total</th> <th>Mean</th> <th>Std Dev</th> <th>Strongly Agree (5)</th> <th>Agree (4)</th> <th>Neutral (3)</th> <th>Disagree (2)</th> <th>Strongly Disagree (1)</th> </tr> </thead> <tbody> <tr> <td>14</td> <td>4.93</td> <td>0.27</td> <td>13 (92.86%)</td> <td>1 (7.14%)</td> <td>0 (0.00%)</td> <td>0 (0.00%)</td> <td>0 (0.00%)</td> </tr> </tbody> </table>	Total	Mean	Std Dev	Strongly Agree (5)	Agree (4)	Neutral (3)	Disagree (2)	Strongly Disagree (1)	14	4.93	0.27	13 (92.86%)	1 (7.14%)	0 (0.00%)	0 (0.00%)	0 (0.00%)
	Total	Mean	Std Dev	Strongly Agree (5)	Agree (4)	Neutral (3)	Disagree (2)	Strongly Disagree (1)									
	14	4.93	0.27	13 (92.86%)	1 (7.14%)	0 (0.00%)	0 (0.00%)	0 (0.00%)									
<p>Results for Politics Discussions - Spring, 2008</p> <table border="1"> <thead> <tr> <th>Total</th> <th>Mean</th> <th>Std Dev</th> <th>Strongly Agree (5)</th> <th>Agree (4)</th> <th>Neutral (3)</th> <th>Disagree (2)</th> <th>Strongly Disagree (1)</th> </tr> </thead> <tbody> <tr> <td>1083</td> <td>4.22</td> <td>0.83</td> <td>447 (41.27%)</td> <td>489 (45.15%)</td> <td>99 (9.14%)</td> <td>36 (3.32%)</td> <td>12 (1.11%)</td> </tr> </tbody> </table>	Total	Mean	Std Dev	Strongly Agree (5)	Agree (4)	Neutral (3)	Disagree (2)	Strongly Disagree (1)	1083	4.22	0.83	447 (41.27%)	489 (45.15%)	99 (9.14%)	36 (3.32%)	12 (1.11%)	
Total	Mean	Std Dev	Strongly Agree (5)	Agree (4)	Neutral (3)	Disagree (2)	Strongly Disagree (1)										
1083	4.22	0.83	447 (41.27%)	489 (45.15%)	99 (9.14%)	36 (3.32%)	12 (1.11%)										
<p>2. The teaching assistant knows the material and leads discussions effectively.</p> <p>~ Question Type: Likert ~ <i>contributed by Department of Politics</i></p>	<p>Results for PLIR-331-0003, Voss, M. Joel</p> <table border="1"> <thead> <tr> <th>Total</th> <th>Mean</th> <th>Std Dev</th> <th>Strongly Agree (5)</th> <th>Agree (4)</th> <th>Neutral (3)</th> <th>Disagree (2)</th> <th>Strongly Disagree (1)</th> </tr> </thead> <tbody> <tr> <td>14</td> <td>4.93</td> <td>0.27</td> <td>13 (92.86%)</td> <td>1 (7.14%)</td> <td>0 (0.00%)</td> <td>0 (0.00%)</td> <td>0 (0.00%)</td> </tr> </tbody> </table>	Total	Mean	Std Dev	Strongly Agree (5)	Agree (4)	Neutral (3)	Disagree (2)	Strongly Disagree (1)	14	4.93	0.27	13 (92.86%)	1 (7.14%)	0 (0.00%)	0 (0.00%)	0 (0.00%)
	Total	Mean	Std Dev	Strongly Agree (5)	Agree (4)	Neutral (3)	Disagree (2)	Strongly Disagree (1)									
	14	4.93	0.27	13 (92.86%)	1 (7.14%)	0 (0.00%)	0 (0.00%)	0 (0.00%)									
<p>Results for Politics Discussions - Spring, 2008</p> <table border="1"> <thead> <tr> <th>Total</th> <th>Mean</th> <th>Std Dev</th> <th>Strongly Agree (5)</th> <th>Agree (4)</th> <th>Neutral (3)</th> <th>Disagree (2)</th> <th>Strongly Disagree (1)</th> </tr> </thead> <tbody> <tr> <td>1081</td> <td>4.37</td> <td>0.84</td> <td>578 (53.47%)</td> <td>380 (35.15%)</td> <td>76 (7.03%)</td> <td>34 (3.15%)</td> <td>13 (1.20%)</td> </tr> </tbody> </table>	Total	Mean	Std Dev	Strongly Agree (5)	Agree (4)	Neutral (3)	Disagree (2)	Strongly Disagree (1)	1081	4.37	0.84	578 (53.47%)	380 (35.15%)	76 (7.03%)	34 (3.15%)	13 (1.20%)	
Total	Mean	Std Dev	Strongly Agree (5)	Agree (4)	Neutral (3)	Disagree (2)	Strongly Disagree (1)										
1081	4.37	0.84	578 (53.47%)	380 (35.15%)	76 (7.03%)	34 (3.15%)	13 (1.20%)										
<p>3. The teaching assistant effectively relates the discussion sections to lectures and other aspects of the course.</p> <p>~ Question Type: Likert ~ <i>contributed by Department of Politics</i></p>	<p>Results for PLIR-331-0003, Voss, M. Joel</p> <table border="1"> <thead> <tr> <th>Total</th> <th>Mean</th> <th>Std Dev</th> <th>Strongly Agree (5)</th> <th>Agree (4)</th> <th>Neutral (3)</th> <th>Disagree (2)</th> <th>Strongly Disagree (1)</th> </tr> </thead> <tbody> <tr> <td>14</td> <td>4.86</td> <td>0.36</td> <td>12 (85.71%)</td> <td>2 (14.29%)</td> <td>0 (0.00%)</td> <td>0 (0.00%)</td> <td>0 (0.00%)</td> </tr> </tbody> </table>	Total	Mean	Std Dev	Strongly Agree (5)	Agree (4)	Neutral (3)	Disagree (2)	Strongly Disagree (1)	14	4.86	0.36	12 (85.71%)	2 (14.29%)	0 (0.00%)	0 (0.00%)	0 (0.00%)
	Total	Mean	Std Dev	Strongly Agree (5)	Agree (4)	Neutral (3)	Disagree (2)	Strongly Disagree (1)									
	14	4.86	0.36	12 (85.71%)	2 (14.29%)	0 (0.00%)	0 (0.00%)	0 (0.00%)									
<p>Results for Politics Discussions - Spring, 2008</p> <table border="1"> <thead> <tr> <th>Total</th> <th>Mean</th> <th>Std Dev</th> <th>Strongly Agree (5)</th> <th>Agree (4)</th> <th>Neutral (3)</th> <th>Disagree (2)</th> <th>Strongly Disagree (1)</th> </tr> </thead> <tbody> <tr> <td>1072</td> <td>4.34</td> <td>0.79</td> <td>527 (49.16%)</td> <td>424 (39.55%)</td> <td>86 (8.02%)</td> <td>27 (2.52%)</td> <td>8 (0.75%)</td> </tr> </tbody> </table>	Total	Mean	Std Dev	Strongly Agree (5)	Agree (4)	Neutral (3)	Disagree (2)	Strongly Disagree (1)	1072	4.34	0.79	527 (49.16%)	424 (39.55%)	86 (8.02%)	27 (2.52%)	8 (0.75%)	
Total	Mean	Std Dev	Strongly Agree (5)	Agree (4)	Neutral (3)	Disagree (2)	Strongly Disagree (1)										
1072	4.34	0.79	527 (49.16%)	424 (39.55%)	86 (8.02%)	27 (2.52%)	8 (0.75%)										
<p>4. The teaching assistant encourages students to learn from one another.</p> <p>~ Question Type: Likert ~ <i>contributed by Department of Politics</i></p>	<p>Results for PLIR-331-0003, Voss, M. Joel</p> <table border="1"> <thead> <tr> <th>Total</th> <th>Mean</th> <th>Std Dev</th> <th>Strongly Agree (5)</th> <th>Agree (4)</th> <th>Neutral (3)</th> <th>Disagree (2)</th> <th>Strongly Disagree (1)</th> </tr> </thead> <tbody> <tr> <td>14</td> <td>4.79</td> <td>0.43</td> <td>11 (78.57%)</td> <td>3 (21.43%)</td> <td>0 (0.00%)</td> <td>0 (0.00%)</td> <td>0 (0.00%)</td> </tr> </tbody> </table>	Total	Mean	Std Dev	Strongly Agree (5)	Agree (4)	Neutral (3)	Disagree (2)	Strongly Disagree (1)	14	4.79	0.43	11 (78.57%)	3 (21.43%)	0 (0.00%)	0 (0.00%)	0 (0.00%)
	Total	Mean	Std Dev	Strongly Agree (5)	Agree (4)	Neutral (3)	Disagree (2)	Strongly Disagree (1)									
	14	4.79	0.43	11 (78.57%)	3 (21.43%)	0 (0.00%)	0 (0.00%)	0 (0.00%)									
<p>Results for Politics Discussions - Spring, 2008</p> <table border="1"> <thead> <tr> <th>Total</th> <th>Mean</th> <th>Std Dev</th> <th>Strongly Agree (5)</th> <th>Agree (4)</th> <th>Neutral (3)</th> <th>Disagree (2)</th> <th>Strongly Disagree (1)</th> </tr> </thead> <tbody> <tr> <td>1073</td> <td>4.13</td> <td>0.83</td> <td>390 (36.35%)</td> <td>479 (44.64%)</td> <td>166 (15.47%)</td> <td>28 (2.61%)</td> <td>10 (0.93%)</td> </tr> </tbody> </table>	Total	Mean	Std Dev	Strongly Agree (5)	Agree (4)	Neutral (3)	Disagree (2)	Strongly Disagree (1)	1073	4.13	0.83	390 (36.35%)	479 (44.64%)	166 (15.47%)	28 (2.61%)	10 (0.93%)	
Total	Mean	Std Dev	Strongly Agree (5)	Agree (4)	Neutral (3)	Disagree (2)	Strongly Disagree (1)										
1073	4.13	0.83	390 (36.35%)	479 (44.64%)	166 (15.47%)	28 (2.61%)	10 (0.93%)										

~ QUESTIONS AND DETAILS ~

~ ANSWER MATRICES ~

5. The teaching assistant provided helpful comments on papers and exams.

Question Type: Likert

contributed by Department of Politics

Results for PLIR-331-0003, Voss, M. Joel							
Total	Mean	Std Dev	Strongly Agree (5)	Agree (4)	Neutral (3)	Disagree (2)	Strongly Disagree (1)
14	4.43	0.94	9 (64.29%)	3 (21.43%)	1 (7.14%)	1 (7.14%)	0 (0.00%)

Results for Politics Discussions - Spring, 2008							
Total	Mean	Std Dev	Strongly Agree (5)	Agree (4)	Neutral (3)	Disagree (2)	Strongly Disagree (1)
1073	3.94	0.95	331 (30.85%)	449 (41.85%)	213 (19.85%)	58 (5.41%)	22 (2.05%)

6. You are:

Question Type: Multiple Choice

contributed by Department of Politics

Results for PLIR-331-0003					
Total	a major in the Department of Politics (NA)	a major in the humanities (NA)	a major in History or another Social Science (NA)	not yet declared (NA)	other (NA)
14	8 (57.14%)	1 (7.14%)	4 (28.57%)	1 (7.14%)	0 (0.00%)

Results for Politics Discussions - Spring, 2008					
Total	a major in the Department of Politics (NA)	a major in the humanities (NA)	a major in History or another Social Science (NA)	not yet declared (NA)	other (NA)
1080	513 (47.50%)	66 (6.11%)	104 (9.63%)	262 (24.26%)	135 (12.50%)

7. What year are you?

Question Type: Multiple Choice

contributed by Department of Politics

Results for PLIR-331-0003					
Total	First-year (NA)	Second-year (NA)	Third-year (NA)	Fourth-year (NA)	Graduate student (NA)
14	0 (0.00%)	3 (21.43%)	9 (64.29%)	2 (14.29%)	0 (0.00%)

Results for Politics Discussions - Spring, 2008					
Total	First-year (NA)	Second-year (NA)	Third-year (NA)	Fourth-year (NA)	Graduate student (NA)
1078	298 (27.64%)	399 (37.01%)	293 (27.18%)	86 (7.98%)	2 (0.19%)

8. What is your overall GPA in the College?

Question Type: Multiple Choice

contributed by Department of Politics

Results for PLIR-331-0003					
Total	3.6 or higher (NA)	3.2 to 3.59 (NA)	2.8 to 3.19 (NA)	2.4 to 2.79 (NA)	2.39 or lower (NA)
14	2 (14.29%)	5 (35.71%)	6 (42.86%)	0 (0.00%)	1 (7.14%)

Results for Politics Discussions - Spring, 2008					
Total	3.6 or higher (NA)	3.2 to 3.59 (NA)	2.8 to 3.19 (NA)	2.4 to 2.79 (NA)	2.39 or lower (NA)
1077	251 (23.31%)	418 (38.81%)	304 (28.23%)	79 (7.34%)	25 (2.32%)

9. What are the strengths and weaknesses of the teaching assistant? What suggestions would you make for improving the discussion section?

Question Type: Short Answer

contributed by Department of Politics

Results for PLIR-331-0003, Voss, M. Joel	
Total	Individual Answers
12	See below for Individual Results

Joel is approachable, knowledgeable and engaging. No changes necessary.

He is very approachable and extremely knowledgeable in the subject matter. He also does not make you feel uncomfortable for having your own opinion. He really is just an extremely nice guy, too!

He definitely kept the class interesting and captured our attention in all sections.

~ QUESTIONS AND DETAILS ~

~ ANSWER MATRICES ~

does a good job of leading discussion, makes it enjoyable, worthwhile, and does a good job of making it through the material

Strengths: intelligent, good facilitator, open minded, organized, fair, available Suggestions: none.

He's clearly very knowledgeable about the topics and seems to like talking about them, but he tolerates too much deviation from the discussion. I think that he does this to be nice, but I would've preferred that he crack down a little and keep the discussions a little more serious.

He is very passionate about the topics discussed in the course. He could maybe work on keeping the debate focused during class.

Joel is a fantastic TA, perhaps my best. He guides the discussion effectively, without allowing complete digression. Nor does he force the conversation through a static set of points, which is equally as important.

Very in depth knowledge of subject area; had fun with students but encouraged vigorous engagement and debate

He was accessible, knowledgeable and very helpful.

Joel is wonderful. He's helpful, smart, knows what he's doing, well organized. Overall, great teacher.

HE IS GREAT!

10. In your opinion, did the TA welcome alternative viewpoints? Did the TA treat all students fairly? Why do you feel this way?

Question Type: Short Answer

contributed by Department of Politics

Results for PLIR-331-0003, Voss, M. Joel	
Total	Individual Answers
11	See below for Individual Results

Yes, he always asked for alternative opinions

Yes, yes, because he did.

Yes, he welcomed all viewpoints and he treated all students fairly.

Yes, yes, yes. It's just the way he is.

Yes, he welcomed alternative viewpoints. We debated in every class.

Yes. Joel acknowledged good answers, but didn't overly critique bad ones either. Such a balance is very important, I believe.

He welcomed alternative viewpoints and treated everyone equally.

yes

Yes, he was a good facilitator and would play the devil's advocate often. It was clear that he felt one way or another about an issue, but he never imposed these views on us or suppressed opposing viewpoints.

Joel always pushed us to consider the alternative position even when many of us shared a similar view.

Yes, he was very impartial and allowed all students to speak up in class and state their opinions.

11. Would you recommend this teaching assistant to other students? Why or why not?

Question Type: Short Answer

contributed by Department of Politics

Results for PLIR-331-0003, Voss, M. Joel	
Total	Individual Answers
13	See below for Individual Results

Yes. He is approachable and I actually enjoyed going to this section.

Mos def.

Yes, Joel is by far the best TA I've ever had

Yes, Joel was an amazing TA!

~ QUESTIONS AND DETAILS ~

~ ANSWER MATRICES ~

Yes. He taught me and I learned and actually wanted to come to class.

Definitely! He was great.

definitely, he's one of the better TA's i've had

Yes, effective in clearing up any ambiguity in lecture, enjoyable discussions.

Definitely! He made the discussions educational but very interesting a fun.

Yes, he's very knowledgeable and approachable. He makes a lot of time for us to come talk to him, whether it be during office hours or by appointment.

Yes, I would undoubtedly recommend this T.A. to other students.

Yes, because this was the only discussion section I have ever enjoyed.

YES! He knows what he is talking about and he makes you think about the hard questions. He knows how to get you to question your own ethics while still keeping in mind the inescapability of ethics is in politics.

12. The average number of hours per week I spent outside of class preparing for this course was:

Question Type: Multiple Choice

contributed by Office of the Provost

Results for PLIR-331-0003					
Total	Less than 1 (NA)	1 - 3 (NA)	4 - 6 (NA)	7 - 9 (NA)	10 or more (NA)
13	0 (0.00%)	11 (84.62%)	2 (15.38%)	0 (0.00%)	0 (0.00%)

Results for Politics Discussions - Spring, 2008					
Total	Less than 1 (NA)	1 - 3 (NA)	4 - 6 (NA)	7 - 9 (NA)	10 or more (NA)
1077	128 (11.88%)	603 (55.99%)	299 (27.76%)	40 (3.71%)	7 (0.65%)

13. I learned a great deal in this course.

Question Type: Likert

contributed by Office of the Provost

Results for PLIR-331-0003							
Total	Mean	Std Dev	Strongly Agree (5)	Agree (4)	Neutral (3)	Disagree (2)	Strongly Disagree (1)
14	4.64	0.50	9 (64.29%)	5 (35.71%)	0 (0.00%)	0 (0.00%)	0 (0.00%)

Results for Politics Discussions - Spring, 2008							
Total	Mean	Std Dev	Strongly Agree (5)	Agree (4)	Neutral (3)	Disagree (2)	Strongly Disagree (1)
1072	4.09	0.82	335 (31.25%)	558 (52.05%)	127 (11.85%)	42 (3.92%)	10 (0.93%)

14. Overall, this was a worthwhile course.

Question Type: Likert

contributed by Office of the Provost

Results for PLIR-331-0003							
Total	Mean	Std Dev	Strongly Agree (5)	Agree (4)	Neutral (3)	Disagree (2)	Strongly Disagree (1)
14	4.71	0.47	10 (71.43%)	4 (28.57%)	0 (0.00%)	0 (0.00%)	0 (0.00%)

Results for Politics Discussions - Spring, 2008							
Total	Mean	Std Dev	Strongly Agree (5)	Agree (4)	Neutral (3)	Disagree (2)	Strongly Disagree (1)
1070	4.07	0.86	344 (32.15%)	536 (50.09%)	127 (11.87%)	50 (4.67%)	13 (1.21%)

~ QUESTIONS AND DETAILS ~

~ ANSWER MATRICES ~

15. The course's goals and requirements were defined and adhered to by the instructor.

Question Type: Likert

contributed by Office of the Provost

Results for PLIR-331-0003, Voss, M. Joel							
Total	Mean	Std Dev	Strongly Agree (5)	Agree (4)	Neutral (3)	Disagree (2)	Strongly Disagree (1)
14	4.50	0.65	8 (57.14%)	5 (35.71%)	1 (7.14%)	0 (0.00%)	0 (0.00%)

Results for Politics Discussions - Spring, 2008							
Total	Mean	Std Dev	Strongly Agree (5)	Agree (4)	Neutral (3)	Disagree (2)	Strongly Disagree (1)
1064	4.29	0.71	437 (41.07%)	522 (49.06%)	84 (7.89%)	16 (1.50%)	5 (0.47%)

16. The instructor was approachable and made himself/herself available to students outside the classroom.

Question Type: Likert

contributed by Office of the Provost

Results for PLIR-331-0003, Voss, M. Joel							
Total	Mean	Std Dev	Strongly Agree (5)	Agree (4)	Neutral (3)	Disagree (2)	Strongly Disagree (1)
14	4.86	0.36	12 (85.71%)	2 (14.29%)	0 (0.00%)	0 (0.00%)	0 (0.00%)

Results for Politics Discussions - Spring, 2008							
Total	Mean	Std Dev	Strongly Agree (5)	Agree (4)	Neutral (3)	Disagree (2)	Strongly Disagree (1)
1071	4.39	0.75	552 (51.54%)	417 (38.94%)	74 (6.91%)	24 (2.24%)	4 (0.37%)

17. Overall, the instructor was an effective teacher.

Question Type: Likert

contributed by Office of the Provost

Results for PLIR-331-0003, Voss, M. Joel							
Total	Mean	Std Dev	Strongly Agree (5)	Agree (4)	Neutral (3)	Disagree (2)	Strongly Disagree (1)
14	5.00	0.00	14 (100.00%)	0 (0.00%)	0 (0.00%)	0 (0.00%)	0 (0.00%)

Results for Politics Discussions - Spring, 2008							
Total	Mean	Std Dev	Strongly Agree (5)	Agree (4)	Neutral (3)	Disagree (2)	Strongly Disagree (1)
1076	4.27	0.83	477 (44.33%)	468 (43.49%)	83 (7.71%)	36 (3.35%)	12 (1.12%)

18. Please make any overall comments or observations about this course:

Question Type: Short Answer

contributed by Office of the Provost

Results for PLIR-331-0003	
Total	Individual Answers
6	See below for Individual Results

I could've gotten more out of this section if there hadn't been as much playing around, joking, and derailing by the other students.

I hope he decides to be a professor someday.

i like the discussion aspect of the class very much - i wish this was the main focus of the class... in fact, i think the course would be more effective as a small seminar where the focus could be shifted more to the actual discussion of the readings and ideas rather than having a lecture and only getting to discuss for one hour. it is hard to talk about all of the readings and the lecture and still have time to discuss amongst our peers in a 50 min. discussion. but i thoroughly enjoyed the subject matter - the readings were interesting and pertinent and related well and the topics addressed were very thought provoking and relevant to our lives today.

Joel is the best TA I've ever had. Nuff said.

Extremely effective TA. The discussions were much more valuable than the lectures.

Joel is the man!

PLIR 331-0010 Ethics Hum Rights W Aff Disc - Spring 2008

Arts And Sciences (1019t)

INSTRUCTORS: Voss, M. Joel (mjv3h)

Respondents: 11 / Enrollment: 20

~ QUESTIONS AND DETAILS ~	~ ANSWER MATRICES ~																
<p>1. The teaching assistant stimulates me to think and learn.</p> <p>~ Question Type: Likert ~ <i>contributed by Department of Politics</i></p>	<p>Results for PLIR-331-0010, Voss, M. Joel</p> <table border="1"> <thead> <tr> <th>Total</th> <th>Mean</th> <th>Std Dev</th> <th>Strongly Agree (5)</th> <th>Agree (4)</th> <th>Neutral (3)</th> <th>Disagree (2)</th> <th>Strongly Disagree (1)</th> </tr> </thead> <tbody> <tr> <td>11</td> <td>4.55</td> <td>0.52</td> <td>6 (54.55%)</td> <td>5 (45.45%)</td> <td>0 (0.00%)</td> <td>0 (0.00%)</td> <td>0 (0.00%)</td> </tr> </tbody> </table>	Total	Mean	Std Dev	Strongly Agree (5)	Agree (4)	Neutral (3)	Disagree (2)	Strongly Disagree (1)	11	4.55	0.52	6 (54.55%)	5 (45.45%)	0 (0.00%)	0 (0.00%)	0 (0.00%)
	Total	Mean	Std Dev	Strongly Agree (5)	Agree (4)	Neutral (3)	Disagree (2)	Strongly Disagree (1)									
	11	4.55	0.52	6 (54.55%)	5 (45.45%)	0 (0.00%)	0 (0.00%)	0 (0.00%)									
<p>Results for Politics Discussions - Spring, 2008</p> <table border="1"> <thead> <tr> <th>Total</th> <th>Mean</th> <th>Std Dev</th> <th>Strongly Agree (5)</th> <th>Agree (4)</th> <th>Neutral (3)</th> <th>Disagree (2)</th> <th>Strongly Disagree (1)</th> </tr> </thead> <tbody> <tr> <td>1083</td> <td>4.22</td> <td>0.83</td> <td>447 (41.27%)</td> <td>489 (45.15%)</td> <td>99 (9.14%)</td> <td>36 (3.32%)</td> <td>12 (1.11%)</td> </tr> </tbody> </table>	Total	Mean	Std Dev	Strongly Agree (5)	Agree (4)	Neutral (3)	Disagree (2)	Strongly Disagree (1)	1083	4.22	0.83	447 (41.27%)	489 (45.15%)	99 (9.14%)	36 (3.32%)	12 (1.11%)	
Total	Mean	Std Dev	Strongly Agree (5)	Agree (4)	Neutral (3)	Disagree (2)	Strongly Disagree (1)										
1083	4.22	0.83	447 (41.27%)	489 (45.15%)	99 (9.14%)	36 (3.32%)	12 (1.11%)										
<p>2. The teaching assistant knows the material and leads discussions effectively.</p> <p>~ Question Type: Likert ~ <i>contributed by Department of Politics</i></p>	<p>Results for PLIR-331-0010, Voss, M. Joel</p> <table border="1"> <thead> <tr> <th>Total</th> <th>Mean</th> <th>Std Dev</th> <th>Strongly Agree (5)</th> <th>Agree (4)</th> <th>Neutral (3)</th> <th>Disagree (2)</th> <th>Strongly Disagree (1)</th> </tr> </thead> <tbody> <tr> <td>11</td> <td>4.64</td> <td>0.50</td> <td>7 (63.64%)</td> <td>4 (36.36%)</td> <td>0 (0.00%)</td> <td>0 (0.00%)</td> <td>0 (0.00%)</td> </tr> </tbody> </table>	Total	Mean	Std Dev	Strongly Agree (5)	Agree (4)	Neutral (3)	Disagree (2)	Strongly Disagree (1)	11	4.64	0.50	7 (63.64%)	4 (36.36%)	0 (0.00%)	0 (0.00%)	0 (0.00%)
	Total	Mean	Std Dev	Strongly Agree (5)	Agree (4)	Neutral (3)	Disagree (2)	Strongly Disagree (1)									
	11	4.64	0.50	7 (63.64%)	4 (36.36%)	0 (0.00%)	0 (0.00%)	0 (0.00%)									
<p>Results for Politics Discussions - Spring, 2008</p> <table border="1"> <thead> <tr> <th>Total</th> <th>Mean</th> <th>Std Dev</th> <th>Strongly Agree (5)</th> <th>Agree (4)</th> <th>Neutral (3)</th> <th>Disagree (2)</th> <th>Strongly Disagree (1)</th> </tr> </thead> <tbody> <tr> <td>1081</td> <td>4.37</td> <td>0.84</td> <td>578 (53.47%)</td> <td>380 (35.15%)</td> <td>76 (7.03%)</td> <td>34 (3.15%)</td> <td>13 (1.20%)</td> </tr> </tbody> </table>	Total	Mean	Std Dev	Strongly Agree (5)	Agree (4)	Neutral (3)	Disagree (2)	Strongly Disagree (1)	1081	4.37	0.84	578 (53.47%)	380 (35.15%)	76 (7.03%)	34 (3.15%)	13 (1.20%)	
Total	Mean	Std Dev	Strongly Agree (5)	Agree (4)	Neutral (3)	Disagree (2)	Strongly Disagree (1)										
1081	4.37	0.84	578 (53.47%)	380 (35.15%)	76 (7.03%)	34 (3.15%)	13 (1.20%)										
<p>3. The teaching assistant effectively relates the discussion sections to lectures and other aspects of the course.</p> <p>~ Question Type: Likert ~ <i>contributed by Department of Politics</i></p>	<p>Results for PLIR-331-0010, Voss, M. Joel</p> <table border="1"> <thead> <tr> <th>Total</th> <th>Mean</th> <th>Std Dev</th> <th>Strongly Agree (5)</th> <th>Agree (4)</th> <th>Neutral (3)</th> <th>Disagree (2)</th> <th>Strongly Disagree (1)</th> </tr> </thead> <tbody> <tr> <td>11</td> <td>4.55</td> <td>0.52</td> <td>6 (54.55%)</td> <td>5 (45.45%)</td> <td>0 (0.00%)</td> <td>0 (0.00%)</td> <td>0 (0.00%)</td> </tr> </tbody> </table>	Total	Mean	Std Dev	Strongly Agree (5)	Agree (4)	Neutral (3)	Disagree (2)	Strongly Disagree (1)	11	4.55	0.52	6 (54.55%)	5 (45.45%)	0 (0.00%)	0 (0.00%)	0 (0.00%)
	Total	Mean	Std Dev	Strongly Agree (5)	Agree (4)	Neutral (3)	Disagree (2)	Strongly Disagree (1)									
	11	4.55	0.52	6 (54.55%)	5 (45.45%)	0 (0.00%)	0 (0.00%)	0 (0.00%)									
<p>Results for Politics Discussions - Spring, 2008</p> <table border="1"> <thead> <tr> <th>Total</th> <th>Mean</th> <th>Std Dev</th> <th>Strongly Agree (5)</th> <th>Agree (4)</th> <th>Neutral (3)</th> <th>Disagree (2)</th> <th>Strongly Disagree (1)</th> </tr> </thead> <tbody> <tr> <td>1072</td> <td>4.34</td> <td>0.79</td> <td>527 (49.16%)</td> <td>424 (39.55%)</td> <td>86 (8.02%)</td> <td>27 (2.52%)</td> <td>8 (0.75%)</td> </tr> </tbody> </table>	Total	Mean	Std Dev	Strongly Agree (5)	Agree (4)	Neutral (3)	Disagree (2)	Strongly Disagree (1)	1072	4.34	0.79	527 (49.16%)	424 (39.55%)	86 (8.02%)	27 (2.52%)	8 (0.75%)	
Total	Mean	Std Dev	Strongly Agree (5)	Agree (4)	Neutral (3)	Disagree (2)	Strongly Disagree (1)										
1072	4.34	0.79	527 (49.16%)	424 (39.55%)	86 (8.02%)	27 (2.52%)	8 (0.75%)										
<p>4. The teaching assistant encourages students to learn from one another.</p> <p>~ Question Type: Likert ~ <i>contributed by Department of Politics</i></p>	<p>Results for PLIR-331-0010, Voss, M. Joel</p> <table border="1"> <thead> <tr> <th>Total</th> <th>Mean</th> <th>Std Dev</th> <th>Strongly Agree (5)</th> <th>Agree (4)</th> <th>Neutral (3)</th> <th>Disagree (2)</th> <th>Strongly Disagree (1)</th> </tr> </thead> <tbody> <tr> <td>11</td> <td>4.36</td> <td>0.67</td> <td>5 (45.45%)</td> <td>5 (45.45%)</td> <td>1 (9.09%)</td> <td>0 (0.00%)</td> <td>0 (0.00%)</td> </tr> </tbody> </table>	Total	Mean	Std Dev	Strongly Agree (5)	Agree (4)	Neutral (3)	Disagree (2)	Strongly Disagree (1)	11	4.36	0.67	5 (45.45%)	5 (45.45%)	1 (9.09%)	0 (0.00%)	0 (0.00%)
	Total	Mean	Std Dev	Strongly Agree (5)	Agree (4)	Neutral (3)	Disagree (2)	Strongly Disagree (1)									
	11	4.36	0.67	5 (45.45%)	5 (45.45%)	1 (9.09%)	0 (0.00%)	0 (0.00%)									
<p>Results for Politics Discussions - Spring, 2008</p> <table border="1"> <thead> <tr> <th>Total</th> <th>Mean</th> <th>Std Dev</th> <th>Strongly Agree (5)</th> <th>Agree (4)</th> <th>Neutral (3)</th> <th>Disagree (2)</th> <th>Strongly Disagree (1)</th> </tr> </thead> <tbody> <tr> <td>1073</td> <td>4.13</td> <td>0.83</td> <td>390 (36.35%)</td> <td>479 (44.64%)</td> <td>166 (15.47%)</td> <td>28 (2.61%)</td> <td>10 (0.93%)</td> </tr> </tbody> </table>	Total	Mean	Std Dev	Strongly Agree (5)	Agree (4)	Neutral (3)	Disagree (2)	Strongly Disagree (1)	1073	4.13	0.83	390 (36.35%)	479 (44.64%)	166 (15.47%)	28 (2.61%)	10 (0.93%)	
Total	Mean	Std Dev	Strongly Agree (5)	Agree (4)	Neutral (3)	Disagree (2)	Strongly Disagree (1)										
1073	4.13	0.83	390 (36.35%)	479 (44.64%)	166 (15.47%)	28 (2.61%)	10 (0.93%)										

~ QUESTIONS AND DETAILS ~

~ ANSWER MATRICES ~

5. The teaching assistant provided helpful comments on papers and exams.

Question Type: Likert

contributed by Department of Politics

Results for PLIR-331-0010, Voss, M. Joel							
Total	Mean	Std Dev	Strongly Agree (5)	Agree (4)	Neutral (3)	Disagree (2)	Strongly Disagree (1)
11	4.36	0.81	6 (54.55%)	3 (27.27%)	2 (18.18%)	0 (0.00%)	0 (0.00%)

Results for Politics Discussions - Spring, 2008							
Total	Mean	Std Dev	Strongly Agree (5)	Agree (4)	Neutral (3)	Disagree (2)	Strongly Disagree (1)
1073	3.94	0.95	331 (30.85%)	449 (41.85%)	213 (19.85%)	58 (5.41%)	22 (2.05%)

6. You are:

Question Type: Multiple Choice

contributed by Department of Politics

Results for PLIR-331-0010					
Total	a major in the Department of Politics (NA)	a major in the humanities (NA)	a major in History or another Social Science (NA)	not yet declared (NA)	other (NA)
11	9 (81.82%)	1 (9.09%)	1 (9.09%)	0 (0.00%)	0 (0.00%)

Results for Politics Discussions - Spring, 2008					
Total	a major in the Department of Politics (NA)	a major in the humanities (NA)	a major in History or another Social Science (NA)	not yet declared (NA)	other (NA)
1080	513 (47.50%)	66 (6.11%)	104 (9.63%)	262 (24.26%)	135 (12.50%)

7. What year are you?

Question Type: Multiple Choice

contributed by Department of Politics

Results for PLIR-331-0010					
Total	First-year (NA)	Second-year (NA)	Third-year (NA)	Fourth-year (NA)	Graduate student (NA)
11	0 (0.00%)	2 (18.18%)	9 (81.82%)	0 (0.00%)	0 (0.00%)

Results for Politics Discussions - Spring, 2008					
Total	First-year (NA)	Second-year (NA)	Third-year (NA)	Fourth-year (NA)	Graduate student (NA)
1078	298 (27.64%)	399 (37.01%)	293 (27.18%)	86 (7.98%)	2 (0.19%)

8. What is your overall GPA in the College?

Question Type: Multiple Choice

contributed by Department of Politics

Results for PLIR-331-0010					
Total	3.6 or higher (NA)	3.2 to 3.59 (NA)	2.8 to 3.19 (NA)	2.4 to 2.79 (NA)	2.39 or lower (NA)
10	2 (20.00%)	6 (60.00%)	2 (20.00%)	0 (0.00%)	0 (0.00%)

Results for Politics Discussions - Spring, 2008					
Total	3.6 or higher (NA)	3.2 to 3.59 (NA)	2.8 to 3.19 (NA)	2.4 to 2.79 (NA)	2.39 or lower (NA)
1077	251 (23.31%)	418 (38.81%)	304 (28.23%)	79 (7.34%)	25 (2.32%)

9. What are the strengths and weaknesses of the teaching assistant? What suggestions would you make for improving the discussion section?

Question Type: Short Answer

contributed by Department of Politics

Results for PLIR-331-0010, Voss, M. Joel	
Total	Individual Answers
9	See below for Individual Results

I really like his style of going over information and readings and then fostering debate.

He was very good at keeping the discussion going and obviously had a good grasp of the material covered.

~ QUESTIONS AND DETAILS ~

~ ANSWER MATRICES ~

A great teacher!!!! Loved his discussions! DONT CHANGEEE!! He made discussion fun (which never happens) I did not mind his discussion. It was a good environment, didnt make class seem tense!

Joel is a great T.A. He is witty and leads the class in a way where we are learning, and enjoying the debates of the class. He engages all of the students, and participation was never a problem in his section.

Very knowledgeable of the subject matter

He knows this area of politics very well and was able to explain things very well.

He knew a lot of information and was good at articulating it in discussion. Discussion sections should have gone over more of the readings to help students understand that material.

He was great- stimulated thought and made us come to our own conclusions first. led to great debates

One of the best TA's I have had here at UVa. Made the entire class worthwhile.

10. In your opinion, did the TA welcome alternative viewpoints? Did the TA treat all students fairly? Why do you feel this way?

Question Type: Short Answer

contributed by Department of Politics

Results for PLIR-331-0010, Voss, M. Joel	
Total	Individual Answers
9	See below for Individual Results

Yes and he encouraged debate in class.

Yes, he always welcomed new opinions and challenged students to improve their arguments.

Yes

Yes

Yes

Yes definitely- wanted to hear our views before he presented his own.

Yes. Yes. He treated us all equally.

Definitely. He was very good at keeping an open-mind and never showing biases.

Yes, he was very opinionated, but in a non-intimidating way.

11. Would you recommend this teaching assistant to other students? Why or why not?

Question Type: Short Answer

contributed by Department of Politics

Results for PLIR-331-0010, Voss, M. Joel	
Total	Individual Answers
9	See below for Individual Results

Yes

Absolutely, great TA and willing to listen to questions

Yes def. very fair and entertaining - made me look forward to discussion

Yes Joel is very prepared and knowledgeable.

Yes I would. We actually learned in this discussion!!

Yes, he knew a lot of information and had TAed this class before.

Yes I would recommend Joel because he is knowledgable and also engaging. I enjoyed his section and learned a lot. He also made himself available for his students which is important.

Yes, he is very friendly and makes himself available for help.

Yes, he is awesome!

~ QUESTIONS AND DETAILS ~

~ ANSWER MATRICES ~

12. The average number of hours per week I spent outside of class preparing for this course was:

Question Type: Multiple Choice

contributed by Office of the Provost

Results for PLIR-331-0010					
Total	Less than 1 (NA)	1 - 3 (NA)	4 - 6 (NA)	7 - 9 (NA)	10 or more (NA)
11	0 (0.00%)	6 (54.55%)	3 (27.27%)	2 (18.18%)	0 (0.00%)

Results for Politics Discussions - Spring, 2008					
Total	Less than 1 (NA)	1 - 3 (NA)	4 - 6 (NA)	7 - 9 (NA)	10 or more (NA)
1077	128 (11.88%)	603 (55.99%)	299 (27.76%)	40 (3.71%)	7 (0.65%)

13. I learned a great deal in this course.

Question Type: Likert

contributed by Office of the Provost

Results for PLIR-331-0010							
Total	Mean	Std Dev	Strongly Agree (5)	Agree (4)	Neutral (3)	Disagree (2)	Strongly Disagree (1)
11	4.36	0.67	5 (45.45%)	5 (45.45%)	1 (9.09%)	0 (0.00%)	0 (0.00%)

Results for Politics Discussions - Spring, 2008							
Total	Mean	Std Dev	Strongly Agree (5)	Agree (4)	Neutral (3)	Disagree (2)	Strongly Disagree (1)
1072	4.09	0.82	335 (31.25%)	558 (52.05%)	127 (11.85%)	42 (3.92%)	10 (0.93%)

14. Overall, this was a worthwhile course.

Question Type: Likert

contributed by Office of the Provost

Results for PLIR-331-0010							
Total	Mean	Std Dev	Strongly Agree (5)	Agree (4)	Neutral (3)	Disagree (2)	Strongly Disagree (1)
11	4.36	0.92	6 (54.55%)	4 (36.36%)	0 (0.00%)	1 (9.09%)	0 (0.00%)

Results for Politics Discussions - Spring, 2008							
Total	Mean	Std Dev	Strongly Agree (5)	Agree (4)	Neutral (3)	Disagree (2)	Strongly Disagree (1)
1070	4.07	0.86	344 (32.15%)	536 (50.09%)	127 (11.87%)	50 (4.67%)	13 (1.21%)

15. The course's goals and requirements were defined and adhered to by the instructor.

Question Type: Likert

contributed by Office of the Provost

Results for PLIR-331-0010, Voss, M. Joel							
Total	Mean	Std Dev	Strongly Agree (5)	Agree (4)	Neutral (3)	Disagree (2)	Strongly Disagree (1)
11	4.45	0.52	5 (45.45%)	6 (54.55%)	0 (0.00%)	0 (0.00%)	0 (0.00%)

Results for Politics Discussions - Spring, 2008							
Total	Mean	Std Dev	Strongly Agree (5)	Agree (4)	Neutral (3)	Disagree (2)	Strongly Disagree (1)
1064	4.29	0.71	437 (41.07%)	522 (49.06%)	84 (7.89%)	16 (1.50%)	5 (0.47%)

16. The instructor was approachable and made himself/herself available to students outside the classroom.

Question Type: Likert

contributed by Office of the Provost

Results for PLIR-331-0010, Voss, M. Joel							
Total	Mean	Std Dev	Strongly Agree (5)	Agree (4)	Neutral (3)	Disagree (2)	Strongly Disagree (1)
11	4.73	0.47	8 (72.73%)	3 (27.27%)	0 (0.00%)	0 (0.00%)	0 (0.00%)

Results for Politics Discussions - Spring, 2008							
Total	Mean	Std Dev	Strongly Agree (5)	Agree (4)	Neutral (3)	Disagree (2)	Strongly Disagree (1)
1071	4.39	0.75	552 (51.54%)	417 (38.94%)	74 (6.91%)	24 (2.24%)	4 (0.37%)

~ QUESTIONS AND DETAILS ~

~ ANSWER MATRICES ~

17. Overall, the instructor was an effective teacher.

~
Question Type: Likert

~
contributed by Office of the Provost

Results for PLIR-331-0010, Voss, M. Joel							
Total	Mean	Std Dev	Strongly Agree (5)	Agree (4)	Neutral (3)	Disagree (2)	Strongly Disagree (1)
11	4.64	0.50	7 (63.64%)	4 (36.36%)	0 (0.00%)	0 (0.00%)	0 (0.00%)

Results for Politics Discussions - Spring, 2008							
Total	Mean	Std Dev	Strongly Agree (5)	Agree (4)	Neutral (3)	Disagree (2)	Strongly Disagree (1)
1076	4.27	0.83	477 (44.33%)	468 (43.49%)	83 (7.71%)	36 (3.35%)	12 (1.12%)

18. Please make any overall comments or observations about this course:

~
Question Type: Short Answer

~
contributed by Office of the Provost

Results for PLIR-331-0010	
Total	Individual Answers
0	N/A

PLIR 331-0011 Ethics Hum Rights W Aff Disc - Spring 2008

Arts And Sciences (106fe)

INSTRUCTORS: **Voss, M. Joel (mjv3h)**

Respondents: 10 / Enrollment: 19

~ QUESTIONS AND DETAILS ~	~ ANSWER MATRICES ~																
<p>1. The teaching assistant stimulates me to think and learn.</p> <p>~ Question Type: Likert ~ <i>contributed by Department of Politics</i></p>	Results for PLIR-331-0011, Voss, M. Joel																
	<table border="1"> <thead> <tr> <th>Total</th> <th>Mean</th> <th>Std Dev</th> <th>Strongly Agree (5)</th> <th>Agree (4)</th> <th>Neutral (3)</th> <th>Disagree (2)</th> <th>Strongly Disagree (1)</th> </tr> </thead> <tbody> <tr> <td>10</td> <td>4.30</td> <td>0.67</td> <td>4 (40.00%)</td> <td>5 (50.00%)</td> <td>1 (10.00%)</td> <td>0 (0.00%)</td> <td>0 (0.00%)</td> </tr> </tbody> </table>	Total	Mean	Std Dev	Strongly Agree (5)	Agree (4)	Neutral (3)	Disagree (2)	Strongly Disagree (1)	10	4.30	0.67	4 (40.00%)	5 (50.00%)	1 (10.00%)	0 (0.00%)	0 (0.00%)
	Total	Mean	Std Dev	Strongly Agree (5)	Agree (4)	Neutral (3)	Disagree (2)	Strongly Disagree (1)									
10	4.30	0.67	4 (40.00%)	5 (50.00%)	1 (10.00%)	0 (0.00%)	0 (0.00%)										
Results for Politics Discussions - Spring, 2008																	
	<table border="1"> <thead> <tr> <th>Total</th> <th>Mean</th> <th>Std Dev</th> <th>Strongly Agree (5)</th> <th>Agree (4)</th> <th>Neutral (3)</th> <th>Disagree (2)</th> <th>Strongly Disagree (1)</th> </tr> </thead> <tbody> <tr> <td>1083</td> <td>4.22</td> <td>0.83</td> <td>447 (41.27%)</td> <td>489 (45.15%)</td> <td>99 (9.14%)</td> <td>36 (3.32%)</td> <td>12 (1.11%)</td> </tr> </tbody> </table>	Total	Mean	Std Dev	Strongly Agree (5)	Agree (4)	Neutral (3)	Disagree (2)	Strongly Disagree (1)	1083	4.22	0.83	447 (41.27%)	489 (45.15%)	99 (9.14%)	36 (3.32%)	12 (1.11%)
Total	Mean	Std Dev	Strongly Agree (5)	Agree (4)	Neutral (3)	Disagree (2)	Strongly Disagree (1)										
1083	4.22	0.83	447 (41.27%)	489 (45.15%)	99 (9.14%)	36 (3.32%)	12 (1.11%)										
<p>2. The teaching assistant knows the material and leads discussions effectively.</p> <p>~ Question Type: Likert ~ <i>contributed by Department of Politics</i></p>	Results for PLIR-331-0011, Voss, M. Joel																
	<table border="1"> <thead> <tr> <th>Total</th> <th>Mean</th> <th>Std Dev</th> <th>Strongly Agree (5)</th> <th>Agree (4)</th> <th>Neutral (3)</th> <th>Disagree (2)</th> <th>Strongly Disagree (1)</th> </tr> </thead> <tbody> <tr> <td>10</td> <td>4.40</td> <td>0.52</td> <td>4 (40.00%)</td> <td>6 (60.00%)</td> <td>0 (0.00%)</td> <td>0 (0.00%)</td> <td>0 (0.00%)</td> </tr> </tbody> </table>	Total	Mean	Std Dev	Strongly Agree (5)	Agree (4)	Neutral (3)	Disagree (2)	Strongly Disagree (1)	10	4.40	0.52	4 (40.00%)	6 (60.00%)	0 (0.00%)	0 (0.00%)	0 (0.00%)
	Total	Mean	Std Dev	Strongly Agree (5)	Agree (4)	Neutral (3)	Disagree (2)	Strongly Disagree (1)									
10	4.40	0.52	4 (40.00%)	6 (60.00%)	0 (0.00%)	0 (0.00%)	0 (0.00%)										
Results for Politics Discussions - Spring, 2008																	
	<table border="1"> <thead> <tr> <th>Total</th> <th>Mean</th> <th>Std Dev</th> <th>Strongly Agree (5)</th> <th>Agree (4)</th> <th>Neutral (3)</th> <th>Disagree (2)</th> <th>Strongly Disagree (1)</th> </tr> </thead> <tbody> <tr> <td>1081</td> <td>4.37</td> <td>0.84</td> <td>578 (53.47%)</td> <td>380 (35.15%)</td> <td>76 (7.03%)</td> <td>34 (3.15%)</td> <td>13 (1.20%)</td> </tr> </tbody> </table>	Total	Mean	Std Dev	Strongly Agree (5)	Agree (4)	Neutral (3)	Disagree (2)	Strongly Disagree (1)	1081	4.37	0.84	578 (53.47%)	380 (35.15%)	76 (7.03%)	34 (3.15%)	13 (1.20%)
Total	Mean	Std Dev	Strongly Agree (5)	Agree (4)	Neutral (3)	Disagree (2)	Strongly Disagree (1)										
1081	4.37	0.84	578 (53.47%)	380 (35.15%)	76 (7.03%)	34 (3.15%)	13 (1.20%)										
<p>3. The teaching assistant effectively relates the discussion sections to lectures and other aspects of the course.</p> <p>~ Question Type: Likert ~ <i>contributed by Department of Politics</i></p>	Results for PLIR-331-0011, Voss, M. Joel																
	<table border="1"> <thead> <tr> <th>Total</th> <th>Mean</th> <th>Std Dev</th> <th>Strongly Agree (5)</th> <th>Agree (4)</th> <th>Neutral (3)</th> <th>Disagree (2)</th> <th>Strongly Disagree (1)</th> </tr> </thead> <tbody> <tr> <td>10</td> <td>4.40</td> <td>0.52</td> <td>4 (40.00%)</td> <td>6 (60.00%)</td> <td>0 (0.00%)</td> <td>0 (0.00%)</td> <td>0 (0.00%)</td> </tr> </tbody> </table>	Total	Mean	Std Dev	Strongly Agree (5)	Agree (4)	Neutral (3)	Disagree (2)	Strongly Disagree (1)	10	4.40	0.52	4 (40.00%)	6 (60.00%)	0 (0.00%)	0 (0.00%)	0 (0.00%)
	Total	Mean	Std Dev	Strongly Agree (5)	Agree (4)	Neutral (3)	Disagree (2)	Strongly Disagree (1)									
10	4.40	0.52	4 (40.00%)	6 (60.00%)	0 (0.00%)	0 (0.00%)	0 (0.00%)										
Results for Politics Discussions - Spring, 2008																	
	<table border="1"> <thead> <tr> <th>Total</th> <th>Mean</th> <th>Std Dev</th> <th>Strongly Agree (5)</th> <th>Agree (4)</th> <th>Neutral (3)</th> <th>Disagree (2)</th> <th>Strongly Disagree (1)</th> </tr> </thead> <tbody> <tr> <td>1072</td> <td>4.34</td> <td>0.79</td> <td>527 (49.16%)</td> <td>424 (39.55%)</td> <td>86 (8.02%)</td> <td>27 (2.52%)</td> <td>8 (0.75%)</td> </tr> </tbody> </table>	Total	Mean	Std Dev	Strongly Agree (5)	Agree (4)	Neutral (3)	Disagree (2)	Strongly Disagree (1)	1072	4.34	0.79	527 (49.16%)	424 (39.55%)	86 (8.02%)	27 (2.52%)	8 (0.75%)
Total	Mean	Std Dev	Strongly Agree (5)	Agree (4)	Neutral (3)	Disagree (2)	Strongly Disagree (1)										
1072	4.34	0.79	527 (49.16%)	424 (39.55%)	86 (8.02%)	27 (2.52%)	8 (0.75%)										
<p>4. The teaching assistant encourages students to learn from one another.</p> <p>~ Question Type: Likert ~ <i>contributed by Department of Politics</i></p>	Results for PLIR-331-0011, Voss, M. Joel																
	<table border="1"> <thead> <tr> <th>Total</th> <th>Mean</th> <th>Std Dev</th> <th>Strongly Agree (5)</th> <th>Agree (4)</th> <th>Neutral (3)</th> <th>Disagree (2)</th> <th>Strongly Disagree (1)</th> </tr> </thead> <tbody> <tr> <td>10</td> <td>4.10</td> <td>0.57</td> <td>2 (20.00%)</td> <td>7 (70.00%)</td> <td>1 (10.00%)</td> <td>0 (0.00%)</td> <td>0 (0.00%)</td> </tr> </tbody> </table>	Total	Mean	Std Dev	Strongly Agree (5)	Agree (4)	Neutral (3)	Disagree (2)	Strongly Disagree (1)	10	4.10	0.57	2 (20.00%)	7 (70.00%)	1 (10.00%)	0 (0.00%)	0 (0.00%)
	Total	Mean	Std Dev	Strongly Agree (5)	Agree (4)	Neutral (3)	Disagree (2)	Strongly Disagree (1)									
10	4.10	0.57	2 (20.00%)	7 (70.00%)	1 (10.00%)	0 (0.00%)	0 (0.00%)										
Results for Politics Discussions - Spring, 2008																	
	<table border="1"> <thead> <tr> <th>Total</th> <th>Mean</th> <th>Std Dev</th> <th>Strongly Agree (5)</th> <th>Agree (4)</th> <th>Neutral (3)</th> <th>Disagree (2)</th> <th>Strongly Disagree (1)</th> </tr> </thead> <tbody> <tr> <td>1073</td> <td>4.13</td> <td>0.83</td> <td>390 (36.35%)</td> <td>479 (44.64%)</td> <td>166 (15.47%)</td> <td>28 (2.61%)</td> <td>10 (0.93%)</td> </tr> </tbody> </table>	Total	Mean	Std Dev	Strongly Agree (5)	Agree (4)	Neutral (3)	Disagree (2)	Strongly Disagree (1)	1073	4.13	0.83	390 (36.35%)	479 (44.64%)	166 (15.47%)	28 (2.61%)	10 (0.93%)
Total	Mean	Std Dev	Strongly Agree (5)	Agree (4)	Neutral (3)	Disagree (2)	Strongly Disagree (1)										
1073	4.13	0.83	390 (36.35%)	479 (44.64%)	166 (15.47%)	28 (2.61%)	10 (0.93%)										

~ QUESTIONS AND DETAILS ~

~ ANSWER MATRICES ~

5. The teaching assistant provided helpful comments on papers and exams.

Question Type: Likert

contributed by Department of Politics

Results for PLIR-331-0011, Voss, M. Joel							
Total	Mean	Std Dev	Strongly Agree (5)	Agree (4)	Neutral (3)	Disagree (2)	Strongly Disagree (1)
10	3.90	0.88	2 (20.00%)	6 (60.00%)	1 (10.00%)	1 (10.00%)	0 (0.00%)

Results for Politics Discussions - Spring, 2008							
Total	Mean	Std Dev	Strongly Agree (5)	Agree (4)	Neutral (3)	Disagree (2)	Strongly Disagree (1)
1073	3.94	0.95	331 (30.85%)	449 (41.85%)	213 (19.85%)	58 (5.41%)	22 (2.05%)

6. You are:

Question Type: Multiple Choice

contributed by Department of Politics

Results for PLIR-331-0011					
Total	a major in the Department of Politics (NA)	a major in the humanities (NA)	a major in History or another Social Science (NA)	not yet declared (NA)	other (NA)
10	4 (40.00%)	4 (40.00%)	1 (10.00%)	0 (0.00%)	1 (10.00%)

Results for Politics Discussions - Spring, 2008					
Total	a major in the Department of Politics (NA)	a major in the humanities (NA)	a major in History or another Social Science (NA)	not yet declared (NA)	other (NA)
1080	513 (47.50%)	66 (6.11%)	104 (9.63%)	262 (24.26%)	135 (12.50%)

7. What year are you?

Question Type: Multiple Choice

contributed by Department of Politics

Results for PLIR-331-0011					
Total	First-year (NA)	Second-year (NA)	Third-year (NA)	Fourth-year (NA)	Graduate student (NA)
10	0 (0.00%)	3 (30.00%)	3 (30.00%)	4 (40.00%)	0 (0.00%)

Results for Politics Discussions - Spring, 2008					
Total	First-year (NA)	Second-year (NA)	Third-year (NA)	Fourth-year (NA)	Graduate student (NA)
1078	298 (27.64%)	399 (37.01%)	293 (27.18%)	86 (7.98%)	2 (0.19%)

8. What is your overall GPA in the College?

Question Type: Multiple Choice

contributed by Department of Politics

Results for PLIR-331-0011					
Total	3.6 or higher (NA)	3.2 to 3.59 (NA)	2.8 to 3.19 (NA)	2.4 to 2.79 (NA)	2.39 or lower (NA)
10	4 (40.00%)	3 (30.00%)	2 (20.00%)	1 (10.00%)	0 (0.00%)

Results for Politics Discussions - Spring, 2008					
Total	3.6 or higher (NA)	3.2 to 3.59 (NA)	2.8 to 3.19 (NA)	2.4 to 2.79 (NA)	2.39 or lower (NA)
1077	251 (23.31%)	418 (38.81%)	304 (28.23%)	79 (7.34%)	25 (2.32%)

9. What are the strengths and weaknesses of the teaching assistant? What suggestions would you make for improving the discussion section?

Question Type: Short Answer

contributed by Department of Politics

Results for PLIR-331-0011, Voss, M. Joel	
Total	Individual Answers
8	See below for Individual Results

Joel's biggest strength was his mastery of the material, and therefore his ability to reflect critically on papers, lecture material, and required readings. The only suggestion I would have would be for Joel to call out on more members of our group in order to hear their opinions. I felt like our discussions were dominated by the usual crowd each week.

~ QUESTIONS AND DETAILS ~	~ ANSWER MATRICES ~						
	<p>Strengths: a strong understanding of the material Weaknesses: It seemed that the TA's interests and knowledge, although very strong, were not as broad; I felt that the professor worked to make the class reach across a breadth of disciplines, subjects, etc., and the TA was limited to and within the topic.</p> <p>strength- get everyone into the conversation and easy-going weakness- focused subject, not multiple ones</p> <p>For the most part the teaching assistant was engaging in discussion.</p> <p>Joel did a very good job stimulating discussion and focusing on important themes in the course, he was able to answer questions effectively</p> <p>He's laid back, but needs to take charge a little more.</p> <p>Strength: very funny and makes the students feel comfortable. Weakness: Maybe try to find a way to get everyone involved in the discussion.</p> <p>Joel leads discussion very well; he is always prepared with questions that facilitate discussion amongst students.</p>						
<p>10. In your opinion, did the TA welcome alternative viewpoints? Did the TA treat all students fairly? Why do you feel this way?</p> <p>~ Question Type: Short Answer ~ contributed by Department of Politics</p>	<table border="1"> <thead> <tr> <th colspan="2" data-bbox="578 667 1515 699">Results for PLIR-331-0011, Voss, M. Joel</th> </tr> <tr> <th data-bbox="578 699 735 730">Total</th> <th data-bbox="735 699 1515 730">Individual Answers</th> </tr> </thead> <tbody> <tr> <td data-bbox="578 730 735 779">7</td> <td data-bbox="735 730 1515 779"><i>See below for Individual Results</i></td> </tr> </tbody> </table>	Results for PLIR-331-0011, Voss, M. Joel		Total	Individual Answers	7	<i>See below for Individual Results</i>
Results for PLIR-331-0011, Voss, M. Joel							
Total	Individual Answers						
7	<i>See below for Individual Results</i>						
	<p>Yes.</p> <p>He was very open to alternative view points and said a great deal of "fair enough" and "that's a good point"</p> <p>yes</p> <p>yes</p> <p>yes.</p> <p>yes for sure</p> <p>Yes, and yes. There were many disagreements in the class, but from my point of view, no one ever felt insulted, excluded, or belittled. We all felt comfortable expressing opinions.</p>						
<p>11. Would you recommend this teaching assistant to other students? Why or why not?</p> <p>~ Question Type: Short Answer ~ contributed by Department of Politics</p>	<table border="1"> <thead> <tr> <th colspan="2" data-bbox="578 1291 1515 1323">Results for PLIR-331-0011, Voss, M. Joel</th> </tr> <tr> <th data-bbox="578 1323 735 1354">Total</th> <th data-bbox="735 1323 1515 1354">Individual Answers</th> </tr> </thead> <tbody> <tr> <td data-bbox="578 1354 735 1402">8</td> <td data-bbox="735 1354 1515 1402"><i>See below for Individual Results</i></td> </tr> </tbody> </table>	Results for PLIR-331-0011, Voss, M. Joel		Total	Individual Answers	8	<i>See below for Individual Results</i>
Results for PLIR-331-0011, Voss, M. Joel							
Total	Individual Answers						
8	<i>See below for Individual Results</i>						
	<p>I would absolutely recommend Joel. I was in another discussion, at first, and am wholly glad that I switched to Joel's section.</p> <p>yes, he is approachable</p> <p>Yes, you debate a lot and he's laid back.</p> <p>yes.</p> <p>Yes.</p> <p>yes, one of the better TAs Ive had at UVA</p> <p>Yes I would because of the he is very willing to give any additional help during his office hours.</p> <p>Yes I would. Joel is very approachable and knowledgeable.</p>						

~ QUESTIONS AND DETAILS ~

~ ANSWER MATRICES ~

12. The average number of hours per week I spent outside of class preparing for this course was:

Question Type: Multiple Choice

contributed by Office of the Provost

Results for PLIR-331-0011					
Total	Less than 1 (NA)	1 - 3 (NA)	4 - 6 (NA)	7 - 9 (NA)	10 or more (NA)
10	0 (0.00%)	9 (90.00%)	1 (10.00%)	0 (0.00%)	0 (0.00%)

Results for Politics Discussions - Spring, 2008					
Total	Less than 1 (NA)	1 - 3 (NA)	4 - 6 (NA)	7 - 9 (NA)	10 or more (NA)
1077	128 (11.88%)	603 (55.99%)	299 (27.76%)	40 (3.71%)	7 (0.65%)

13. I learned a great deal in this course.

Question Type: Likert

contributed by Office of the Provost

Results for PLIR-331-0011							
Total	Mean	Std Dev	Strongly Agree (5)	Agree (4)	Neutral (3)	Disagree (2)	Strongly Disagree (1)
10	4.00	0.67	2 (20.00%)	6 (60.00%)	2 (20.00%)	0 (0.00%)	0 (0.00%)

Results for Politics Discussions - Spring, 2008							
Total	Mean	Std Dev	Strongly Agree (5)	Agree (4)	Neutral (3)	Disagree (2)	Strongly Disagree (1)
1072	4.09	0.82	335 (31.25%)	558 (52.05%)	127 (11.85%)	42 (3.92%)	10 (0.93%)

14. Overall, this was a worthwhile course.

Question Type: Likert

contributed by Office of the Provost

Results for PLIR-331-0011							
Total	Mean	Std Dev	Strongly Agree (5)	Agree (4)	Neutral (3)	Disagree (2)	Strongly Disagree (1)
10	4.00	0.94	3 (30.00%)	5 (50.00%)	1 (10.00%)	1 (10.00%)	0 (0.00%)

Results for Politics Discussions - Spring, 2008							
Total	Mean	Std Dev	Strongly Agree (5)	Agree (4)	Neutral (3)	Disagree (2)	Strongly Disagree (1)
1070	4.07	0.86	344 (32.15%)	536 (50.09%)	127 (11.87%)	50 (4.67%)	13 (1.21%)

15. The course's goals and requirements were defined and adhered to by the instructor.

Question Type: Likert

contributed by Office of the Provost

Results for PLIR-331-0011, Voss, M. Joel							
Total	Mean	Std Dev	Strongly Agree (5)	Agree (4)	Neutral (3)	Disagree (2)	Strongly Disagree (1)
10	4.20	0.63	3 (30.00%)	6 (60.00%)	1 (10.00%)	0 (0.00%)	0 (0.00%)

Results for Politics Discussions - Spring, 2008							
Total	Mean	Std Dev	Strongly Agree (5)	Agree (4)	Neutral (3)	Disagree (2)	Strongly Disagree (1)
1064	4.29	0.71	437 (41.07%)	522 (49.06%)	84 (7.89%)	16 (1.50%)	5 (0.47%)

16. The instructor was approachable and made himself/herself available to students outside the classroom.

Question Type: Likert

contributed by Office of the Provost

Results for PLIR-331-0011, Voss, M. Joel							
Total	Mean	Std Dev	Strongly Agree (5)	Agree (4)	Neutral (3)	Disagree (2)	Strongly Disagree (1)
10	4.30	0.67	4 (40.00%)	5 (50.00%)	1 (10.00%)	0 (0.00%)	0 (0.00%)

Results for Politics Discussions - Spring, 2008							
Total	Mean	Std Dev	Strongly Agree (5)	Agree (4)	Neutral (3)	Disagree (2)	Strongly Disagree (1)
1071	4.39	0.75	552 (51.54%)	417 (38.94%)	74 (6.91%)	24 (2.24%)	4 (0.37%)

~ QUESTIONS AND DETAILS ~

~ ANSWER MATRICES ~

17. Overall, the instructor was an effective teacher.

Question Type: Likert

contributed by Office of the Provost

Results for PLIR-331-0011, Voss, M. Joel							
Total	Mean	Std Dev	Strongly Agree (5)	Agree (4)	Neutral (3)	Disagree (2)	Strongly Disagree (1)
10	4.20	0.63	3 (30.00%)	6 (60.00%)	1 (10.00%)	0 (0.00%)	0 (0.00%)

Results for Politics Discussions - Spring, 2008							
Total	Mean	Std Dev	Strongly Agree (5)	Agree (4)	Neutral (3)	Disagree (2)	Strongly Disagree (1)
1076	4.27	0.83	477 (44.33%)	468 (43.49%)	83 (7.71%)	36 (3.35%)	12 (1.12%)

18. Please make any overall comments or observations about this course:

Question Type: Short Answer

contributed by Office of the Provost

Results for PLIR-331-0011	
Total	Individual Answers
3	See below for Individual Results

This section was probably the best I've had at UVA. That said, sections are worthless. They mostly just cover the material talked about in class and people usually don't care enough to engage in debate.

Good luck with the PhD!

the set up for the discussion became much better at the end. I don't think the structured debates worked very well, although they were fun. i learned the most towards the end.

PLIR 306-0007 Military Force In Ir Disc - Fall 2007

Arts And Sciences (9028k)

INSTRUCTORS: Voss, M. Joel (mjv3h)

Respondents: 14 / Enrollment: 18

~ QUESTIONS AND DETAILS ~

~ ANSWER MATRICES ~

1. The teaching assistant stimulates me to think and learn.

Question Type: Likert

contributed by Department of Politics

Results for PLIR-306-0007, Voss, M. Joel

Total	Mean	Std Dev	Strongly Agree (5)	Agree (4)	Neutral (3)	Disagree (2)	Strongly Disagree (1)
14	4.36	0.63	6 (42.86%)	7 (50.00%)	1 (7.14%)	0 (0.00%)	0 (0.00%)

Results for Politics Discussions - Fall, 2007

Total	Mean	Std Dev	Strongly Agree (5)	Agree (4)	Neutral (3)	Disagree (2)	Strongly Disagree (1)
1118	4.28	0.79	499 (44.63%)	475 (42.49%)	108 (9.66%)	29 (2.59%)	7 (0.63%)

2. The teaching assistant knows the material and leads discussions effectively.

Question Type: Likert

contributed by Department of Politics

Results for PLIR-306-0007, Voss, M. Joel

Total	Mean	Std Dev	Strongly Agree (5)	Agree (4)	Neutral (3)	Disagree (2)	Strongly Disagree (1)
14	4.71	0.47	10 (71.43%)	4 (28.57%)	0 (0.00%)	0 (0.00%)	0 (0.00%)

Results for Politics Discussions - Fall, 2007

Total	Mean	Std Dev	Strongly Agree (5)	Agree (4)	Neutral (3)	Disagree (2)	Strongly Disagree (1)
1121	4.40	0.83	634 (56.56%)	363 (32.38%)	79 (7.05%)	33 (2.94%)	12 (1.07%)

3. The teaching assistant effectively relates the discussion sections to lectures and other aspects of the course.

Question Type: Likert

contributed by Department of Politics

Results for PLIR-306-0007, Voss, M. Joel

Total	Mean	Std Dev	Strongly Agree (5)	Agree (4)	Neutral (3)	Disagree (2)	Strongly Disagree (1)
14	4.64	0.50	9 (64.29%)	5 (35.71%)	0 (0.00%)	0 (0.00%)	0 (0.00%)

Results for Politics Discussions - Fall, 2007

Total	Mean	Std Dev	Strongly Agree (5)	Agree (4)	Neutral (3)	Disagree (2)	Strongly Disagree (1)
1114	4.41	0.76	588 (52.78%)	434 (38.96%)	59 (5.30%)	24 (2.15%)	9 (0.81%)

4. The teaching assistant encourages students to learn from one another.

Question Type: Likert

contributed by Department of Politics

Results for PLIR-306-0007, Voss, M. Joel

Total	Mean	Std Dev	Strongly Agree (5)	Agree (4)	Neutral (3)	Disagree (2)	Strongly Disagree (1)
14	4.50	0.65	8 (57.14%)	5 (35.71%)	1 (7.14%)	0 (0.00%)	0 (0.00%)

Results for Politics Discussions - Fall, 2007

Total	Mean	Std Dev	Strongly Agree (5)	Agree (4)	Neutral (3)	Disagree (2)	Strongly Disagree (1)
1113	4.20	0.82	454 (40.79%)	472 (42.41%)	146 (13.12%)	34 (3.05%)	7 (0.63%)

~ QUESTIONS AND DETAILS ~

~ ANSWER MATRICES ~

5. The teaching assistant provided helpful comments on papers and exams.

Question Type: Likert

contributed by Department of Politics

Results for PLIR-306-0007, Voss, M. Joel							
Total	Mean	Std Dev	Strongly Agree (5)	Agree (4)	Neutral (3)	Disagree (2)	Strongly Disagree (1)
14	3.93	1.27	6 (42.86%)	4 (28.57%)	2 (14.29%)	1 (7.14%)	1 (7.14%)

Results for Politics Discussions - Fall, 2007							
Total	Mean	Std Dev	Strongly Agree (5)	Agree (4)	Neutral (3)	Disagree (2)	Strongly Disagree (1)
1116	4.02	0.98	402 (36.02%)	454 (40.68%)	161 (14.43%)	76 (6.81%)	23 (2.06%)

6. You are:

Question Type: Multiple Choice

contributed by Department of Politics

Results for PLIR-306-0007					
Total	a major in the Department of Politics (NA)	a major in the humanities (NA)	a major in History or another Social Science (NA)	not yet declared (NA)	other (NA)
14	10 (71.43%)	1 (7.14%)	1 (7.14%)	2 (14.29%)	0 (0.00%)

Results for Politics Discussions - Fall, 2007					
Total	a major in the Department of Politics (NA)	a major in the humanities (NA)	a major in History or another Social Science (NA)	not yet declared (NA)	other (NA)
1119	554 (49.51%)	71 (6.34%)	93 (8.31%)	313 (27.97%)	88 (7.86%)

7. What year are you?

Question Type: Multiple Choice

contributed by Department of Politics

Results for PLIR-306-0007					
Total	First-year (NA)	Second-year (NA)	Third-year (NA)	Fourth-year (NA)	Graduate student (NA)
14	0 (0.00%)	4 (28.57%)	8 (57.14%)	2 (14.29%)	0 (0.00%)

Results for Politics Discussions - Fall, 2007					
Total	First-year (NA)	Second-year (NA)	Third-year (NA)	Fourth-year (NA)	Graduate student (NA)
1120	191 (17.05%)	319 (28.48%)	405 (36.16%)	203 (18.12%)	2 (0.18%)

8. What is your overall GPA in the College?

Question Type: Multiple Choice

contributed by Department of Politics

Results for PLIR-306-0007					
Total	3.6 or higher (NA)	3.2 to 3.59 (NA)	2.8 to 3.19 (NA)	2.4 to 2.79 (NA)	2.39 or lower (NA)
14	1 (7.14%)	7 (50.00%)	5 (35.71%)	1 (7.14%)	0 (0.00%)

Results for Politics Discussions - Fall, 2007					
Total	3.6 or higher (NA)	3.2 to 3.59 (NA)	2.8 to 3.19 (NA)	2.4 to 2.79 (NA)	2.39 or lower (NA)
1059	224 (21.15%)	437 (41.27%)	291 (27.48%)	96 (9.07%)	11 (1.04%)

9. What are the strengths and weaknesses of the teaching assistant? What suggestions would you make for improving the discussion section?

Question Type: Short Answer

contributed by Department of Politics

Results for PLIR-306-0007, Voss, M. Joel	
Total	Individual Answers
13	See below for Individual Results

Very likeable, creating a non-threatening environment for discussion. Also very knowledgeable
 Strength-great job of leading class in a way that helped students prepare for the exam Weakness-sometimes he was not organized for class
 relatable and engaging, kept things lively, a little too much split into groups stuff

He was open to all questions, lead in a fun manor, and always made the students feel comfortable. Doing so promoted thoughtful discussion among the class. uu

Joel was a great TA and did a great job of making sure that we understood the material.

No weaknesses

I feel that my grade on the paper was not very well evaluated. the only comments i got were "not enough explanation" even though i wrote all of the allowed ten pages. also, the last comment was "overall good paper" but then i got an overall average grade of 77%. my discussion section's class average was an 80 while one of joel's that i have a friend in got an average of 89% for paper grades and it doesn't make sense to me how my class is that much stupider.

Strengths: Very nice and approachable, Clear Weaknesses: Sometimes we didn't go over theory enough

He should try to moderate discussions more, because sometimes I felt that people in the class were attacking me instead of my viewpoints and I thought Mr. Voss could have neutralized their sentiments.

Strengths: Joel made himself available to students very often and was more than willing to work with them on papers and open to discussing exams and concepts in class. He seemed genuinely concerned that the students were learning and engaging with the material. Furthermore, Joel was incredibly personable and funny, making it easy to approach him as an equal. Weaknesses: none.

Joel was always open to answering questions and presented the material clearly so that we knew what were the important points. He made himself available outside of class and was prompt in his responses if I ever e-mailed him. He knew the material really well so could clarify any lingering uncertainties and misunderstandings.

strengths is that he is approachable. Weakness is that while atmosphere in class is relaxed, it seems tos low everything down as well. I would give more papers to write, on a weekly basis perhaps in order for the readings to be gone over in greater detail

He engages the group and directs discussion affectively. He is personable, approachable, and responsive to his students.

10. In your opinion, did the TA welcome alternative viewpoints? Did the TA treat all students fairly? Why do you feel this way?

Question Type: Short Answer

contributed by Department of Politics

Results for PLIR-306-0007, Voss, M. Joel

Total	Individual Answers
13	See below for Individual Results

Open to all view points, engaging us to think outside the box.

Alternative viewpoints were definitely welcomed and encourged during class debates.

Yes.yes,

He welcomed personal viewpoints and alternitive views from all students.

very fair, worked hard not to reveal his own opinions so as not to bias us

Yes. Joel is a great TA and was always open to hearing alternate viewpoints

Joel definitely welcomed alternative viewpoints, he always made sure to ask us what we thought and considered every opinion legitimate and insightful. He treated all the students fairly and made sure everyone felt comfortable speaking up.

Yes and yes. He led a discussion.

Yes, Joel was always open to alternative viewpoints. He treated everyone equally because each student was given an equal amount of attention.

he did good with alternative viewpoints when copeland didn't present them

Yes because he was always happy to hear someone else's view on a matter and incorporate it into the discussion.

Yes. He was constantly pushing us to consider the other side of arguments. He would also break us up into groups to debate all sides and viewpoints of an issue.

more or less; but it did feel as though there was a certaion relationship ties with some students that he felt he got along with on a personal level. The informal attitude in class was sometimes a bit uncomfortable for those who were not in this 'inner circle' and I don't think that should exist anyway.

~ QUESTIONS AND DETAILS ~

~ ANSWER MATRICES ~

11. Would you recommend this teaching assistant to other students? Why or why not?

Question Type: Short Answer

contributed by Department of Politics

Results for PLIR-306-0007, Voss, M. Joel

Total	Individual Answers
13	See below for Individual Results

No because regarding the papers, it is unclear as to what determines a good grade...

Yes, he is the best.

I would definitely recommend Joel. He was the best TA I have had so far the the University because he made the material interesting and was able to make the theories make sense.

Yes. He is open, funny and a good person to learn from as he is clearly interested in the material. In addition, he understands that as students, we are often time crunched and offered helpful tips on how to make the coursework manageable and worthwhile.

yes definitely

Yes

Yes, he was a great teaching assistant and made the class very intersting and enjoyable.

i'm not really sure. he was o.k.

Yes. Makes great comments and is always willing to help students out.

Yes, for his knowledge and the environment he creates for teaching and learning.

Yes, I would recommend him to other students because he is extremely knowledgeable about the material and is very good at explaining the key concepts. He knows how to present things in a way that is easy to understand and genuinely cares about the success of this students.

Yes, he was very laid back, very intelligent and well informed on the subject, and very helpful.

Yes. He conveys the material in a positive way and helps answer students' questions quickly via email

12. The average number of hours per week I spent outside of class preparing for this course was:

Question Type: Multiple Choice

contributed by Office of the Provost

Results for PLIR-306-0007

Total	Less than 1 (NA)	1 - 3 (NA)	4 - 6 (NA)	7 - 9 (NA)	10 or more (NA)
14	2 (14.29%)	6 (42.86%)	3 (21.43%)	3 (21.43%)	0 (0.00%)

Results for Politics Discussions - Fall, 2007

Total	Less than 1 (NA)	1 - 3 (NA)	4 - 6 (NA)	7 - 9 (NA)	10 or more (NA)
1115	88 (7.89%)	621 (55.70%)	341 (30.58%)	56 (5.02%)	9 (0.81%)

13. I learned a great deal in this course.

Question Type: Likert

contributed by Office of the Provost

Results for PLIR-306-0007

Total	Mean	Std Dev	Strongly Agree (5)	Agree (4)	Neutral (3)	Disagree (2)	Strongly Disagree (1)
13	4.23	0.73	5 (38.46%)	6 (46.15%)	2 (15.38%)	0 (0.00%)	0 (0.00%)

Results for Politics Discussions - Fall, 2007

Total	Mean	Std Dev	Strongly Agree (5)	Agree (4)	Neutral (3)	Disagree (2)	Strongly Disagree (1)
1110	4.20	0.82	431 (38.83%)	531 (47.84%)	102 (9.19%)	33 (2.97%)	13 (1.17%)

~ QUESTIONS AND DETAILS ~

~ ANSWER MATRICES ~

14. Overall, this was a worthwhile course.

Question Type: Likert

contributed by Office of the Provost

Results for PLIR-306-0007							
Total	Mean	Std Dev	Strongly Agree (5)	Agree (4)	Neutral (3)	Disagree (2)	Strongly Disagree (1)
14	4.07	0.92	5 (35.71%)	6 (42.86%)	2 (14.29%)	1 (7.14%)	0 (0.00%)

Results for Politics Discussions - Fall, 2007							
Total	Mean	Std Dev	Strongly Agree (5)	Agree (4)	Neutral (3)	Disagree (2)	Strongly Disagree (1)
1113	4.18	0.86	442 (39.71%)	511 (45.91%)	96 (8.63%)	49 (4.40%)	15 (1.35%)

15. The course's goals and requirements were defined and adhered to by the instructor.

Question Type: Likert

contributed by Office of the Provost

Results for PLIR-306-0007, Voss, M. Joel							
Total	Mean	Std Dev	Strongly Agree (5)	Agree (4)	Neutral (3)	Disagree (2)	Strongly Disagree (1)
14	4.43	0.85	8 (57.14%)	5 (35.71%)	0 (0.00%)	1 (7.14%)	0 (0.00%)

Results for Politics Discussions - Fall, 2007							
Total	Mean	Std Dev	Strongly Agree (5)	Agree (4)	Neutral (3)	Disagree (2)	Strongly Disagree (1)
1105	4.32	0.71	481 (43.53%)	530 (47.96%)	69 (6.24%)	20 (1.81%)	5 (0.45%)

16. The instructor was approachable and made himself/herself available to students outside the classroom.

Question Type: Likert

contributed by Office of the Provost

Results for PLIR-306-0007, Voss, M. Joel							
Total	Mean	Std Dev	Strongly Agree (5)	Agree (4)	Neutral (3)	Disagree (2)	Strongly Disagree (1)
13	4.62	0.87	10 (76.92%)	2 (15.38%)	0 (0.00%)	1 (7.69%)	0 (0.00%)

Results for Politics Discussions - Fall, 2007							
Total	Mean	Std Dev	Strongly Agree (5)	Agree (4)	Neutral (3)	Disagree (2)	Strongly Disagree (1)
1116	4.40	0.78	603 (54.03%)	387 (34.68%)	94 (8.42%)	28 (2.51%)	4 (0.36%)

17. Overall, the instructor was an effective teacher.

Question Type: Likert

contributed by Office of the Provost

Results for PLIR-306-0007, Voss, M. Joel							
Total	Mean	Std Dev	Strongly Agree (5)	Agree (4)	Neutral (3)	Disagree (2)	Strongly Disagree (1)
14	4.64	0.63	10 (71.43%)	3 (21.43%)	1 (7.14%)	0 (0.00%)	0 (0.00%)

Results for Politics Discussions - Fall, 2007							
Total	Mean	Std Dev	Strongly Agree (5)	Agree (4)	Neutral (3)	Disagree (2)	Strongly Disagree (1)
1119	4.29	0.83	528 (47.18%)	450 (40.21%)	92 (8.22%)	38 (3.40%)	11 (0.98%)

18. Please make any overall comments or observations about this course:

Question Type: Short Answer

contributed by Office of the Provost

Results for PLIR-306-0007	
Total	Individual Answers
7	See below for Individual Results

I think that the expectations should be better defined regarding papers so that when the final exam comes, one knows exactly what to prepare and how. The informal attitude can be comforting but at times is also what makes the class feel a bit like a joke and that is not too great come exam time.

Joel was great - I would definitely take another class that he was TA'ing

none

Amazing teacher, and very reachable outside of class and addressing problems.

~ QUESTIONS AND DETAILS ~

~ ANSWER MATRICES ~

Joel created a laid back classroom environment and provoked thought and discussion. He was likeable, yet had control over the discussion totally. Probably the best discussion leader I have ever had.

JOEL IS AWESOME!

Joel = awesome.

PLIR 306-0008 Military Force In Ir Disc - Fall 2007

Arts And Sciences (9013p)

INSTRUCTORS: Voss, M. Joel (mjv3h)

Respondents: 13 / Enrollment: 19

~ QUESTIONS AND DETAILS ~	~ ANSWER MATRICES ~																
<p>1. The teaching assistant stimulates me to think and learn.</p> <p>~ Question Type: Likert ~ <i>contributed by Department of Politics</i></p>	<p>Results for PLIR-306-0008, Voss, M. Joel</p> <table border="1"> <thead> <tr> <th>Total</th> <th>Mean</th> <th>Std Dev</th> <th>Strongly Agree (5)</th> <th>Agree (4)</th> <th>Neutral (3)</th> <th>Disagree (2)</th> <th>Strongly Disagree (1)</th> </tr> </thead> <tbody> <tr> <td>13</td> <td>4.08</td> <td>0.64</td> <td>3 (23.08%)</td> <td>8 (61.54%)</td> <td>2 (15.38%)</td> <td>0 (0.00%)</td> <td>0 (0.00%)</td> </tr> </tbody> </table>	Total	Mean	Std Dev	Strongly Agree (5)	Agree (4)	Neutral (3)	Disagree (2)	Strongly Disagree (1)	13	4.08	0.64	3 (23.08%)	8 (61.54%)	2 (15.38%)	0 (0.00%)	0 (0.00%)
	Total	Mean	Std Dev	Strongly Agree (5)	Agree (4)	Neutral (3)	Disagree (2)	Strongly Disagree (1)									
	13	4.08	0.64	3 (23.08%)	8 (61.54%)	2 (15.38%)	0 (0.00%)	0 (0.00%)									
	<p>Results for Politics Discussions - Fall, 2007</p> <table border="1"> <thead> <tr> <th>Total</th> <th>Mean</th> <th>Std Dev</th> <th>Strongly Agree (5)</th> <th>Agree (4)</th> <th>Neutral (3)</th> <th>Disagree (2)</th> <th>Strongly Disagree (1)</th> </tr> </thead> <tbody> <tr> <td>1118</td> <td>4.28</td> <td>0.79</td> <td>499 (44.63%)</td> <td>475 (42.49%)</td> <td>108 (9.66%)</td> <td>29 (2.59%)</td> <td>7 (0.63%)</td> </tr> </tbody> </table>	Total	Mean	Std Dev	Strongly Agree (5)	Agree (4)	Neutral (3)	Disagree (2)	Strongly Disagree (1)	1118	4.28	0.79	499 (44.63%)	475 (42.49%)	108 (9.66%)	29 (2.59%)	7 (0.63%)
Total	Mean	Std Dev	Strongly Agree (5)	Agree (4)	Neutral (3)	Disagree (2)	Strongly Disagree (1)										
1118	4.28	0.79	499 (44.63%)	475 (42.49%)	108 (9.66%)	29 (2.59%)	7 (0.63%)										
<p>2. The teaching assistant knows the material and leads discussions effectively.</p> <p>~ Question Type: Likert ~ <i>contributed by Department of Politics</i></p>	<p>Results for PLIR-306-0008, Voss, M. Joel</p> <table border="1"> <thead> <tr> <th>Total</th> <th>Mean</th> <th>Std Dev</th> <th>Strongly Agree (5)</th> <th>Agree (4)</th> <th>Neutral (3)</th> <th>Disagree (2)</th> <th>Strongly Disagree (1)</th> </tr> </thead> <tbody> <tr> <td>13</td> <td>4.46</td> <td>0.52</td> <td>6 (46.15%)</td> <td>7 (53.85%)</td> <td>0 (0.00%)</td> <td>0 (0.00%)</td> <td>0 (0.00%)</td> </tr> </tbody> </table>	Total	Mean	Std Dev	Strongly Agree (5)	Agree (4)	Neutral (3)	Disagree (2)	Strongly Disagree (1)	13	4.46	0.52	6 (46.15%)	7 (53.85%)	0 (0.00%)	0 (0.00%)	0 (0.00%)
	Total	Mean	Std Dev	Strongly Agree (5)	Agree (4)	Neutral (3)	Disagree (2)	Strongly Disagree (1)									
	13	4.46	0.52	6 (46.15%)	7 (53.85%)	0 (0.00%)	0 (0.00%)	0 (0.00%)									
	<p>Results for Politics Discussions - Fall, 2007</p> <table border="1"> <thead> <tr> <th>Total</th> <th>Mean</th> <th>Std Dev</th> <th>Strongly Agree (5)</th> <th>Agree (4)</th> <th>Neutral (3)</th> <th>Disagree (2)</th> <th>Strongly Disagree (1)</th> </tr> </thead> <tbody> <tr> <td>1121</td> <td>4.40</td> <td>0.83</td> <td>634 (56.56%)</td> <td>363 (32.38%)</td> <td>79 (7.05%)</td> <td>33 (2.94%)</td> <td>12 (1.07%)</td> </tr> </tbody> </table>	Total	Mean	Std Dev	Strongly Agree (5)	Agree (4)	Neutral (3)	Disagree (2)	Strongly Disagree (1)	1121	4.40	0.83	634 (56.56%)	363 (32.38%)	79 (7.05%)	33 (2.94%)	12 (1.07%)
Total	Mean	Std Dev	Strongly Agree (5)	Agree (4)	Neutral (3)	Disagree (2)	Strongly Disagree (1)										
1121	4.40	0.83	634 (56.56%)	363 (32.38%)	79 (7.05%)	33 (2.94%)	12 (1.07%)										
<p>3. The teaching assistant effectively relates the discussion sections to lectures and other aspects of the course.</p> <p>~ Question Type: Likert ~ <i>contributed by Department of Politics</i></p>	<p>Results for PLIR-306-0008, Voss, M. Joel</p> <table border="1"> <thead> <tr> <th>Total</th> <th>Mean</th> <th>Std Dev</th> <th>Strongly Agree (5)</th> <th>Agree (4)</th> <th>Neutral (3)</th> <th>Disagree (2)</th> <th>Strongly Disagree (1)</th> </tr> </thead> <tbody> <tr> <td>13</td> <td>4.38</td> <td>0.65</td> <td>6 (46.15%)</td> <td>6 (46.15%)</td> <td>1 (7.69%)</td> <td>0 (0.00%)</td> <td>0 (0.00%)</td> </tr> </tbody> </table>	Total	Mean	Std Dev	Strongly Agree (5)	Agree (4)	Neutral (3)	Disagree (2)	Strongly Disagree (1)	13	4.38	0.65	6 (46.15%)	6 (46.15%)	1 (7.69%)	0 (0.00%)	0 (0.00%)
	Total	Mean	Std Dev	Strongly Agree (5)	Agree (4)	Neutral (3)	Disagree (2)	Strongly Disagree (1)									
	13	4.38	0.65	6 (46.15%)	6 (46.15%)	1 (7.69%)	0 (0.00%)	0 (0.00%)									
	<p>Results for Politics Discussions - Fall, 2007</p> <table border="1"> <thead> <tr> <th>Total</th> <th>Mean</th> <th>Std Dev</th> <th>Strongly Agree (5)</th> <th>Agree (4)</th> <th>Neutral (3)</th> <th>Disagree (2)</th> <th>Strongly Disagree (1)</th> </tr> </thead> <tbody> <tr> <td>1114</td> <td>4.41</td> <td>0.76</td> <td>588 (52.78%)</td> <td>434 (38.96%)</td> <td>59 (5.30%)</td> <td>24 (2.15%)</td> <td>9 (0.81%)</td> </tr> </tbody> </table>	Total	Mean	Std Dev	Strongly Agree (5)	Agree (4)	Neutral (3)	Disagree (2)	Strongly Disagree (1)	1114	4.41	0.76	588 (52.78%)	434 (38.96%)	59 (5.30%)	24 (2.15%)	9 (0.81%)
Total	Mean	Std Dev	Strongly Agree (5)	Agree (4)	Neutral (3)	Disagree (2)	Strongly Disagree (1)										
1114	4.41	0.76	588 (52.78%)	434 (38.96%)	59 (5.30%)	24 (2.15%)	9 (0.81%)										
<p>4. The teaching assistant encourages students to learn from one another.</p> <p>~ Question Type: Likert ~ <i>contributed by Department of Politics</i></p>	<p>Results for PLIR-306-0008, Voss, M. Joel</p> <table border="1"> <thead> <tr> <th>Total</th> <th>Mean</th> <th>Std Dev</th> <th>Strongly Agree (5)</th> <th>Agree (4)</th> <th>Neutral (3)</th> <th>Disagree (2)</th> <th>Strongly Disagree (1)</th> </tr> </thead> <tbody> <tr> <td>13</td> <td>4.23</td> <td>0.73</td> <td>5 (38.46%)</td> <td>6 (46.15%)</td> <td>2 (15.38%)</td> <td>0 (0.00%)</td> <td>0 (0.00%)</td> </tr> </tbody> </table>	Total	Mean	Std Dev	Strongly Agree (5)	Agree (4)	Neutral (3)	Disagree (2)	Strongly Disagree (1)	13	4.23	0.73	5 (38.46%)	6 (46.15%)	2 (15.38%)	0 (0.00%)	0 (0.00%)
	Total	Mean	Std Dev	Strongly Agree (5)	Agree (4)	Neutral (3)	Disagree (2)	Strongly Disagree (1)									
	13	4.23	0.73	5 (38.46%)	6 (46.15%)	2 (15.38%)	0 (0.00%)	0 (0.00%)									
	<p>Results for Politics Discussions - Fall, 2007</p> <table border="1"> <thead> <tr> <th>Total</th> <th>Mean</th> <th>Std Dev</th> <th>Strongly Agree (5)</th> <th>Agree (4)</th> <th>Neutral (3)</th> <th>Disagree (2)</th> <th>Strongly Disagree (1)</th> </tr> </thead> <tbody> <tr> <td>1113</td> <td>4.20</td> <td>0.82</td> <td>454 (40.79%)</td> <td>472 (42.41%)</td> <td>146 (13.12%)</td> <td>34 (3.05%)</td> <td>7 (0.63%)</td> </tr> </tbody> </table>	Total	Mean	Std Dev	Strongly Agree (5)	Agree (4)	Neutral (3)	Disagree (2)	Strongly Disagree (1)	1113	4.20	0.82	454 (40.79%)	472 (42.41%)	146 (13.12%)	34 (3.05%)	7 (0.63%)
Total	Mean	Std Dev	Strongly Agree (5)	Agree (4)	Neutral (3)	Disagree (2)	Strongly Disagree (1)										
1113	4.20	0.82	454 (40.79%)	472 (42.41%)	146 (13.12%)	34 (3.05%)	7 (0.63%)										

~ QUESTIONS AND DETAILS ~

~ ANSWER MATRICES ~

5. The teaching assistant provided helpful comments on papers and exams.

Question Type: Likert

contributed by Department of Politics

Results for PLIR-306-0008, Voss, M. Joel							
Total	Mean	Std Dev	Strongly Agree (5)	Agree (4)	Neutral (3)	Disagree (2)	Strongly Disagree (1)
13	4.00	0.91	4 (30.77%)	6 (46.15%)	2 (15.38%)	1 (7.69%)	0 (0.00%)

Results for Politics Discussions - Fall, 2007							
Total	Mean	Std Dev	Strongly Agree (5)	Agree (4)	Neutral (3)	Disagree (2)	Strongly Disagree (1)
1116	4.02	0.98	402 (36.02%)	454 (40.68%)	161 (14.43%)	76 (6.81%)	23 (2.06%)

6. You are:

Question Type: Multiple Choice

contributed by Department of Politics

Results for PLIR-306-0008					
Total	a major in the Department of Politics (NA)	a major in the humanities (NA)	a major in History or another Social Science (NA)	not yet declared (NA)	other (NA)
13	6 (46.15%)	0 (0.00%)	2 (15.38%)	4 (30.77%)	1 (7.69%)

Results for Politics Discussions - Fall, 2007					
Total	a major in the Department of Politics (NA)	a major in the humanities (NA)	a major in History or another Social Science (NA)	not yet declared (NA)	other (NA)
1119	554 (49.51%)	71 (6.34%)	93 (8.31%)	313 (27.97%)	88 (7.86%)

7. What year are you?

Question Type: Multiple Choice

contributed by Department of Politics

Results for PLIR-306-0008					
Total	First-year (NA)	Second-year (NA)	Third-year (NA)	Fourth-year (NA)	Graduate student (NA)
13	0 (0.00%)	5 (38.46%)	8 (61.54%)	0 (0.00%)	0 (0.00%)

Results for Politics Discussions - Fall, 2007					
Total	First-year (NA)	Second-year (NA)	Third-year (NA)	Fourth-year (NA)	Graduate student (NA)
1120	191 (17.05%)	319 (28.48%)	405 (36.16%)	203 (18.12%)	2 (0.18%)

8. What is your overall GPA in the College?

Question Type: Multiple Choice

contributed by Department of Politics

Results for PLIR-306-0008					
Total	3.6 or higher (NA)	3.2 to 3.59 (NA)	2.8 to 3.19 (NA)	2.4 to 2.79 (NA)	2.39 or lower (NA)
13	2 (15.38%)	5 (38.46%)	3 (23.08%)	2 (15.38%)	1 (7.69%)

Results for Politics Discussions - Fall, 2007					
Total	3.6 or higher (NA)	3.2 to 3.59 (NA)	2.8 to 3.19 (NA)	2.4 to 2.79 (NA)	2.39 or lower (NA)
1059	224 (21.15%)	437 (41.27%)	291 (27.48%)	96 (9.07%)	11 (1.04%)

9. What are the strengths and weaknesses of the teaching assistant? What suggestions would you make for improving the discussion section?

Question Type: Short Answer

contributed by Department of Politics

Results for PLIR-306-0008, Voss, M. Joel	
Total	Individual Answers
7	See below for Individual Results

He is very enthusiastic, and perhaps a little more organized would be better.
 -knowledgeable, helpful, enthusiastic -could have been more debating
 Very friendly, knowledgeable, approachable and open to other's opinions. No weakness!

~ QUESTIONS AND DETAILS ~ ~ ANSWER MATRICES ~

~
 ~
 ~

i like that the discussion is very open and he encourages ideas of the students rather than sit there and repeat what everyone has already heard/learned in lecture the debates were helpful because it made students think for themselves drawing from all the material presented to form arguments - good prep for the midterm paper

strength - his ability to keep discusion section interesting

Normally prepares for class.

strengths: very approachable and dedicated to students, knowledgeable too. i didn't like the group debates - rather Joel just explain stuff.

10. In your opinion, did the TA welcome alternative viewpoints? Did the TA treat all students fairly? Why do you feel this way?

~
 Question Type: Short Answer
 ~
 contributed by Department of Politics

Results for PLIR-306-0008, Voss, M. Joel	
Total	Individual Answers
7	See below for Individual Results

~
 ~
 ~

Yes. Yes. class discussion was open to all students and all perspectives

Fair and balanced.

yes, always asked for our opinions of strengths and weaknesses of theories and encouraged everyone to participate

yes he did

yes to all. because he demonstrated that in class

-welcomed alternative viewpoints and treated all students fairly -when students disagreed, the TA made a point to acknowledge the validity of both arguments

Yes. I don't think he would ever treat anyone unfairly.

11. Would you recommend this teaching assistant to other students? Why or why not?

~
 Question Type: Short Answer
 ~
 contributed by Department of Politics

Results for PLIR-306-0008, Voss, M. Joel	
Total	Individual Answers
7	See below for Individual Results

~
 ~
 ~

yes i would because he was very helpful and easy to approach.

yes he is good

yes - keeps discussion entertaining and is very willing to make time to meet up with students to help them with any questions

Yes. It's enjoyable, and informative.

-yes -probably the most productive, helpful, and enjoyable section I have had at UVA

Absolutley. He is friendly, funny and very helpful

Nope.

12. The average number of hours per week I spent outside of class preparing for this course was:

~
 Question Type: Multiple Choice
 ~
 contributed by Office of the Provost

Results for PLIR-306-0008					
Total	Less than 1 (NA)	1 - 3 (NA)	4 - 6 (NA)	7 - 9 (NA)	10 or more (NA)
13	2 (15.38%)	8 (61.54%)	3 (23.08%)	0 (0.00%)	0 (0.00%)

Results for Politics Discussions - Fall, 2007					
Total	Less than 1 (NA)	1 - 3 (NA)	4 - 6 (NA)	7 - 9 (NA)	10 or more (NA)
1115	88 (7.89%)	621 (55.70%)	341 (30.58%)	56 (5.02%)	9 (0.81%)

~ QUESTIONS AND DETAILS ~

~ ANSWER MATRICES ~

13. I learned a great deal in this course.

Question Type: Likert
 ~
 contributed by Office of the Provost

Results for PLIR-306-0008							
Total	Mean	Std Dev	Strongly Agree (5)	Agree (4)	Neutral (3)	Disagree (2)	Strongly Disagree (1)
13	4.15	0.90	5 (38.46%)	6 (46.15%)	1 (7.69%)	1 (7.69%)	0 (0.00%)

Results for Politics Discussions - Fall, 2007							
Total	Mean	Std Dev	Strongly Agree (5)	Agree (4)	Neutral (3)	Disagree (2)	Strongly Disagree (1)
1110	4.20	0.82	431 (38.83%)	531 (47.84%)	102 (9.19%)	33 (2.97%)	13 (1.17%)

14. Overall, this was a worthwhile course.

Question Type: Likert
 ~
 contributed by Office of the Provost

Results for PLIR-306-0008							
Total	Mean	Std Dev	Strongly Agree (5)	Agree (4)	Neutral (3)	Disagree (2)	Strongly Disagree (1)
13	4.23	0.83	5 (38.46%)	7 (53.85%)	0 (0.00%)	1 (7.69%)	0 (0.00%)

Results for Politics Discussions - Fall, 2007							
Total	Mean	Std Dev	Strongly Agree (5)	Agree (4)	Neutral (3)	Disagree (2)	Strongly Disagree (1)
1113	4.18	0.86	442 (39.71%)	511 (45.91%)	96 (8.63%)	49 (4.40%)	15 (1.35%)

15. The course's goals and requirements were defined and adhered to by the instructor.

Question Type: Likert
 ~
 contributed by Office of the Provost

Results for PLIR-306-0008, Voss, M. Joel							
Total	Mean	Std Dev	Strongly Agree (5)	Agree (4)	Neutral (3)	Disagree (2)	Strongly Disagree (1)
13	4.31	1.11	7 (53.85%)	5 (38.46%)	0 (0.00%)	0 (0.00%)	1 (7.69%)

Results for Politics Discussions - Fall, 2007							
Total	Mean	Std Dev	Strongly Agree (5)	Agree (4)	Neutral (3)	Disagree (2)	Strongly Disagree (1)
1105	4.32	0.71	481 (43.53%)	530 (47.96%)	69 (6.24%)	20 (1.81%)	5 (0.45%)

16. The instructor was approachable and made himself/herself available to students outside the classroom.

Question Type: Likert
 ~
 contributed by Office of the Provost

Results for PLIR-306-0008, Voss, M. Joel							
Total	Mean	Std Dev	Strongly Agree (5)	Agree (4)	Neutral (3)	Disagree (2)	Strongly Disagree (1)
13	4.54	0.66	8 (61.54%)	4 (30.77%)	1 (7.69%)	0 (0.00%)	0 (0.00%)

Results for Politics Discussions - Fall, 2007							
Total	Mean	Std Dev	Strongly Agree (5)	Agree (4)	Neutral (3)	Disagree (2)	Strongly Disagree (1)
1116	4.40	0.78	603 (54.03%)	387 (34.68%)	94 (8.42%)	28 (2.51%)	4 (0.36%)

17. Overall, the instructor was an effective teacher.

Question Type: Likert
 ~
 contributed by Office of the Provost

Results for PLIR-306-0008, Voss, M. Joel							
Total	Mean	Std Dev	Strongly Agree (5)	Agree (4)	Neutral (3)	Disagree (2)	Strongly Disagree (1)
13	4.38	0.65	6 (46.15%)	6 (46.15%)	1 (7.69%)	0 (0.00%)	0 (0.00%)

Results for Politics Discussions - Fall, 2007							
Total	Mean	Std Dev	Strongly Agree (5)	Agree (4)	Neutral (3)	Disagree (2)	Strongly Disagree (1)
1119	4.29	0.83	528 (47.18%)	450 (40.21%)	92 (8.22%)	38 (3.40%)	11 (0.98%)

~ QUESTIONS AND DETAILS ~

~ ANSWER MATRICES ~

18. Please make any overall comments or observations about this course:

~
 Question Type: Short Answer
 ~
 contributed by Office of the Provost

Results for PLIR-306-0008	
Total	Individual Answers
1	See below for Individual Results

Excellent discussion section. Very helpful.

PLIR 306-0010 Military Force In Ir Disc - Fall 2007

Arts And Sciences (9018z)

INSTRUCTORS: Voss, M. Joel (mjv3h)

Respondents: 21 / Enrollment: 22

~ QUESTIONS AND DETAILS ~

~ ANSWER MATRICES ~

1. The teaching assistant stimulates me to think and learn.

Question Type: Likert

contributed by Department of Politics

Results for PLIR-306-0010, Voss, M. Joel							
Total	Mean	Std Dev	Strongly Agree (5)	Agree (4)	Neutral (3)	Disagree (2)	Strongly Disagree (1)
21	4.19	0.87	7 (33.33%)	13 (61.90%)	0 (0.00%)	0 (0.00%)	1 (4.76%)

Results for Politics Discussions - Fall, 2007							
Total	Mean	Std Dev	Strongly Agree (5)	Agree (4)	Neutral (3)	Disagree (2)	Strongly Disagree (1)
1118	4.28	0.79	499 (44.63%)	475 (42.49%)	108 (9.66%)	29 (2.59%)	7 (0.63%)

2. The teaching assistant knows the material and leads discussions effectively.

Question Type: Likert

contributed by Department of Politics

Results for PLIR-306-0010, Voss, M. Joel							
Total	Mean	Std Dev	Strongly Agree (5)	Agree (4)	Neutral (3)	Disagree (2)	Strongly Disagree (1)
21	4.33	0.97	11 (52.38%)	8 (38.10%)	1 (4.76%)	0 (0.00%)	1 (4.76%)

Results for Politics Discussions - Fall, 2007							
Total	Mean	Std Dev	Strongly Agree (5)	Agree (4)	Neutral (3)	Disagree (2)	Strongly Disagree (1)
1121	4.40	0.83	634 (56.56%)	363 (32.38%)	79 (7.05%)	33 (2.94%)	12 (1.07%)

3. The teaching assistant effectively relates the discussion sections to lectures and other aspects of the course.

Question Type: Likert

contributed by Department of Politics

Results for PLIR-306-0010, Voss, M. Joel							
Total	Mean	Std Dev	Strongly Agree (5)	Agree (4)	Neutral (3)	Disagree (2)	Strongly Disagree (1)
20	4.25	0.91	8 (40.00%)	11 (55.00%)	0 (0.00%)	0 (0.00%)	1 (5.00%)

Results for Politics Discussions - Fall, 2007							
Total	Mean	Std Dev	Strongly Agree (5)	Agree (4)	Neutral (3)	Disagree (2)	Strongly Disagree (1)
1114	4.41	0.76	588 (52.78%)	434 (38.96%)	59 (5.30%)	24 (2.15%)	9 (0.81%)

4. The teaching assistant encourages students to learn from one another.

Question Type: Likert

contributed by Department of Politics

Results for PLIR-306-0010, Voss, M. Joel							
Total	Mean	Std Dev	Strongly Agree (5)	Agree (4)	Neutral (3)	Disagree (2)	Strongly Disagree (1)
21	4.33	0.91	10 (47.62%)	10 (47.62%)	0 (0.00%)	0 (0.00%)	1 (4.76%)

Results for Politics Discussions - Fall, 2007							
Total	Mean	Std Dev	Strongly Agree (5)	Agree (4)	Neutral (3)	Disagree (2)	Strongly Disagree (1)
1113	4.20	0.82	454 (40.79%)	472 (42.41%)	146 (13.12%)	34 (3.05%)	7 (0.63%)

~ QUESTIONS AND DETAILS ~

~ ANSWER MATRICES ~

5. The teaching assistant provided helpful comments on papers and exams.

Question Type: Likert

contributed by Department of Politics

Results for PLIR-306-0010, Voss, M. Joel							
Total	Mean	Std Dev	Strongly Agree (5)	Agree (4)	Neutral (3)	Disagree (2)	Strongly Disagree (1)
21	4.19	0.75	7 (33.33%)	12 (57.14%)	1 (4.76%)	1 (4.76%)	0 (0.00%)

Results for Politics Discussions - Fall, 2007							
Total	Mean	Std Dev	Strongly Agree (5)	Agree (4)	Neutral (3)	Disagree (2)	Strongly Disagree (1)
1116	4.02	0.98	402 (36.02%)	454 (40.68%)	161 (14.43%)	76 (6.81%)	23 (2.06%)

6. You are:

Question Type: Multiple Choice

contributed by Department of Politics

Results for PLIR-306-0010					
Total	a major in the Department of Politics (NA)	a major in the humanities (NA)	a major in History or another Social Science (NA)	not yet declared (NA)	other (NA)
21	12 (57.14%)	1 (4.76%)	2 (9.52%)	3 (14.29%)	3 (14.29%)

Results for Politics Discussions - Fall, 2007					
Total	a major in the Department of Politics (NA)	a major in the humanities (NA)	a major in History or another Social Science (NA)	not yet declared (NA)	other (NA)
1119	554 (49.51%)	71 (6.34%)	93 (8.31%)	313 (27.97%)	88 (7.86%)

7. What year are you?

Question Type: Multiple Choice

contributed by Department of Politics

Results for PLIR-306-0010					
Total	First-year (NA)	Second-year (NA)	Third-year (NA)	Fourth-year (NA)	Graduate student (NA)
21	1 (4.76%)	5 (23.81%)	11 (52.38%)	4 (19.05%)	0 (0.00%)

Results for Politics Discussions - Fall, 2007					
Total	First-year (NA)	Second-year (NA)	Third-year (NA)	Fourth-year (NA)	Graduate student (NA)
1120	191 (17.05%)	319 (28.48%)	405 (36.16%)	203 (18.12%)	2 (0.18%)

8. What is your overall GPA in the College?

Question Type: Multiple Choice

contributed by Department of Politics

Results for PLIR-306-0010					
Total	3.6 or higher (NA)	3.2 to 3.59 (NA)	2.8 to 3.19 (NA)	2.4 to 2.79 (NA)	2.39 or lower (NA)
21	5 (23.81%)	8 (38.10%)	6 (28.57%)	2 (9.52%)	0 (0.00%)

Results for Politics Discussions - Fall, 2007					
Total	3.6 or higher (NA)	3.2 to 3.59 (NA)	2.8 to 3.19 (NA)	2.4 to 2.79 (NA)	2.39 or lower (NA)
1059	224 (21.15%)	437 (41.27%)	291 (27.48%)	96 (9.07%)	11 (1.04%)

9. What are the strengths and weaknesses of the teaching assistant? What suggestions would you make for improving the discussion section?

Question Type: Short Answer

contributed by Department of Politics

Results for PLIR-306-0010, Voss, M. Joel	
Total	Individual Answers
17	See below for Individual Results

He encourages discussion.

I felt we got behind a lot, but he always came prepared with what we needed to talk about that day.

He's very approachable and sets aside time for us to talk to him. Guides and Paper material to know his direction or help outline main points would be helpful.

Very helpful and would answer any question he could. Offered a different way to explain the argument if didn't understand. Sometimes, didn't know the exact answer, but would ask someone else and report back to the class.

He is proficient in the material. I needs to structure discussion so as to communicate key points better.

Positive discussions. No set procedures or standards for grading a paper. My paper had few marks on it with minor comments and I did not do as well as one would assume given the corrections and comments.

Joel knows a lot about what the material we're studying and is good at relating his knowledge to us in an effective way.

very good TA, explains everything very well, always available for help, discussions are very informative

The discussion section just reiterated the easier concepts of the course instead of explaining the more difficult to understand.

Enthusiastic and very personable.

he knows his stuff and leads it in a serious but laid back manner

he was good and kept it interesting. he did a good job of reinforcing the lectures because sometimesm they were hard to follow in terms of getting the main ideas down in notes

Joel was the best TA I have ever had because he forced us to engage in real, meaningful debates, and suupplemented this with knowledge of the material.

Strengths: knew the material like the back of his hand, very knowledgeable, friendly, and approachable. Weaknesses: he would often allow the classroom discussion to devolve into bickering and mere argument rather than intellectual debate. But that was partly a product of the personalities in the class, I feel. As a result, most of the section never really participated: It was usually dominated by 8 people or so.

Strengths: Always available to help students; gives useful feedback; encourages discussion

Strength: He's fabulous, approachable, and willing to go VERY far out of his way to be helpful
Weakness: none

Very approachable and made himself available outside of class. Classes were enjoyable. Smaller sections would be helpful as some people had few oppurtunities to express their opinions.

10. In your opinion, did the TA welcome alternative viewpoints? Did the TA treat all students fairly? Why do you feel this way?

~
Question Type: Short Answer

~
contributed by Department of Politics

Results for PLIR-306-0010, Voss, M. Joel

Total	Individual Answers
17	See below for Individual Results

Absolutely, but as previously mentioned, not all viewpoints were always -- if ever -- offered. All students were treated fairly. I feel this way because Joel is not a mean person...? What a stupid question.

Yes, always listened to others view and would ask for expansion. Would counter arguments to get student to think about logic of argument.

Yes, at times the alternative viewpoints were his.

yes, he was fair

Yes- he just seemed to get frustrated by the fact that a lot of the alternative viewpoints were beyond the scope of the class.

Yes he allowed other viewpoints, welcomed them and treated students fairly.

Yes, yes, all questions and comments were welcomed.

yes, no question

Yes, Joel's great.

yes, I never noticed any favoring

He treated everyone fairly and encourage all viewpoints.

~ QUESTIONS AND DETAILS ~

~ ANSWER MATRICES ~

yes
 yes
 yes, and encouraged us to be independent thinkers which i really appreciated.
 He was open to all viewpoints.
 Yes, definitely. Joel always let us debate different theories and issues that arose in discussion.
 He did a good job accepting alternative viewpoints and treated the students fairly.

11. Would you recommend this teaching assistant to other students? Why or why not?

Question Type: Short Answer
 ~
 contributed by Department of Politics

Results for PLIR-306-0010, Voss, M. Joel	
Total	Individual Answers
18	See below for Individual Results

Yes, very approachable and helpful.
 Yes, I think he is an effective TA who enables students to learn in a less stressful environment.
 yes, he was fair and funny also to help spice up discussion
 yes. he's hilarious and made discussion really interesting.
 Absolutely. Very smart guy, did a phenomenal job at relating the information to even the least knowledgeable students.
 I would recommend Joel based on his desire to help students succeed, as evidenced by his availability out of class.
 Yes - he's effective and relates well to undergrads.
 Definitely; he actually helps you.
 Yes, Voss is a good man.
 yes. good sense of humor which provides for a positive atmosphere for discussion
 Yes, very helpful for the papers and discussion sections. Very entertaining. Would disagree with the professor and encouraged the students to express their views even if they went against the professor.
 yes, discussion was entertaining and not the dredge it could have been
 yes!
 ABSOLUTELY YES.
 sure
 yes, I hope to take another class with him in the future.
 Yes I would recommend him. I usually dread discussion sections, but Joel's was my favorite ever.
 No because I did not get anything out of the discussion section he taught.

12. The average number of hours per week I spent outside of class preparing for this course was:

Question Type: Multiple Choice
 ~
 contributed by Office of the Provost

Results for PLIR-306-0010					
Total	Less than 1 (NA)	1 - 3 (NA)	4 - 6 (NA)	7 - 9 (NA)	10 or more (NA)
21	2 (9.52%)	10 (47.62%)	8 (38.10%)	1 (4.76%)	0 (0.00%)

Results for Politics Discussions - Fall, 2007					
Total	Less than 1 (NA)	1 - 3 (NA)	4 - 6 (NA)	7 - 9 (NA)	10 or more (NA)
1115	88 (7.89%)	621 (55.70%)	341 (30.58%)	56 (5.02%)	9 (0.81%)

~ QUESTIONS AND DETAILS ~

~ ANSWER MATRICES ~

13. I learned a great deal in this course.

Question Type: Likert
 ~
 contributed by Office of the Provost

Results for PLIR-306-0010							
Total	Mean	Std Dev	Strongly Agree (5)	Agree (4)	Neutral (3)	Disagree (2)	Strongly Disagree (1)
21	4.24	0.89	8 (38.10%)	12 (57.14%)	0 (0.00%)	0 (0.00%)	1 (4.76%)

Results for Politics Discussions - Fall, 2007							
Total	Mean	Std Dev	Strongly Agree (5)	Agree (4)	Neutral (3)	Disagree (2)	Strongly Disagree (1)
1110	4.20	0.82	431 (38.83%)	531 (47.84%)	102 (9.19%)	33 (2.97%)	13 (1.17%)

14. Overall, this was a worthwhile course.

Question Type: Likert
 ~
 contributed by Office of the Provost

Results for PLIR-306-0010							
Total	Mean	Std Dev	Strongly Agree (5)	Agree (4)	Neutral (3)	Disagree (2)	Strongly Disagree (1)
21	4.14	0.91	7 (33.33%)	12 (57.14%)	1 (4.76%)	0 (0.00%)	1 (4.76%)

Results for Politics Discussions - Fall, 2007							
Total	Mean	Std Dev	Strongly Agree (5)	Agree (4)	Neutral (3)	Disagree (2)	Strongly Disagree (1)
1113	4.18	0.86	442 (39.71%)	511 (45.91%)	96 (8.63%)	49 (4.40%)	15 (1.35%)

15. The course's goals and requirements were defined and adhered to by the instructor.

Question Type: Likert
 ~
 contributed by Office of the Provost

Results for PLIR-306-0010, Voss, M. Joel							
Total	Mean	Std Dev	Strongly Agree (5)	Agree (4)	Neutral (3)	Disagree (2)	Strongly Disagree (1)
21	4.38	0.59	9 (42.86%)	11 (52.38%)	1 (4.76%)	0 (0.00%)	0 (0.00%)

Results for Politics Discussions - Fall, 2007							
Total	Mean	Std Dev	Strongly Agree (5)	Agree (4)	Neutral (3)	Disagree (2)	Strongly Disagree (1)
1105	4.32	0.71	481 (43.53%)	530 (47.96%)	69 (6.24%)	20 (1.81%)	5 (0.45%)

16. The instructor was approachable and made himself/herself available to students outside the classroom.

Question Type: Likert
 ~
 contributed by Office of the Provost

Results for PLIR-306-0010, Voss, M. Joel							
Total	Mean	Std Dev	Strongly Agree (5)	Agree (4)	Neutral (3)	Disagree (2)	Strongly Disagree (1)
21	4.76	0.44	16 (76.19%)	5 (23.81%)	0 (0.00%)	0 (0.00%)	0 (0.00%)

Results for Politics Discussions - Fall, 2007							
Total	Mean	Std Dev	Strongly Agree (5)	Agree (4)	Neutral (3)	Disagree (2)	Strongly Disagree (1)
1116	4.40	0.78	603 (54.03%)	387 (34.68%)	94 (8.42%)	28 (2.51%)	4 (0.36%)

17. Overall, the instructor was an effective teacher.

Question Type: Likert
 ~
 contributed by Office of the Provost

Results for PLIR-306-0010, Voss, M. Joel							
Total	Mean	Std Dev	Strongly Agree (5)	Agree (4)	Neutral (3)	Disagree (2)	Strongly Disagree (1)
21	4.33	0.91	10 (47.62%)	10 (47.62%)	0 (0.00%)	0 (0.00%)	1 (4.76%)

Results for Politics Discussions - Fall, 2007							
Total	Mean	Std Dev	Strongly Agree (5)	Agree (4)	Neutral (3)	Disagree (2)	Strongly Disagree (1)
1119	4.29	0.83	528 (47.18%)	450 (40.21%)	92 (8.22%)	38 (3.40%)	11 (0.98%)

~ QUESTIONS AND DETAILS ~

~ ANSWER MATRICES ~

18. Please make any overall comments or observations about this course:

~
 Question Type: Short Answer
 ~
 contributed by Office of the Provost

Results for PLIR-306-0010	
Total	Individual Answers
6	See below for Individual Results

The course is pretty boring.

Very good TA.

He did a great job!

Discussions definitely helped make ideas more clear.

He was always willing to help us above and beyond what was required.

Joel is by far and large the best TA I've had in the Politics department.